

AG 7203

VERON BIBLIOTHEEK  
Postbus 2083  
EINDHOVEN

1769

BULLETIN 1184B

33 PAGE PRINTER SET

(ASR, KSR AND RO)

PARTS



**TELETYPE<sup>®</sup>**  
**CORPORATION**

5555 TOUHY AVENUE, SKOKIE, ILLINOIS

BULLETIN 1184B

33 PAGE PRINTER SET

(ASR, KSR AND RO)

PARTS



**TELETYPE<sup>®</sup>**  
**CORPORATION**

5555 TOUHY AVENUE, SKOKIE, ILLINOIS

TABLE OF CONTENTS

SECTION	TITLE	ISSUE	DATE
574-121-800TC	33 Keyboard (UK)	6	August 1972
574-122-800TC	33 Typing Unit (UP)	*9	March 1973
574-123-800TC	33 Call Control Unit (UCC)	*8	March 1973
574-124-800TC	33 Reader (UX)	5	August 1972
574-125-800TC	33 Tape Punch (UPE)	5	August 1972
574-126-800TC	33 Cover and Table	*7	March 1973

\*Indicates revised sections

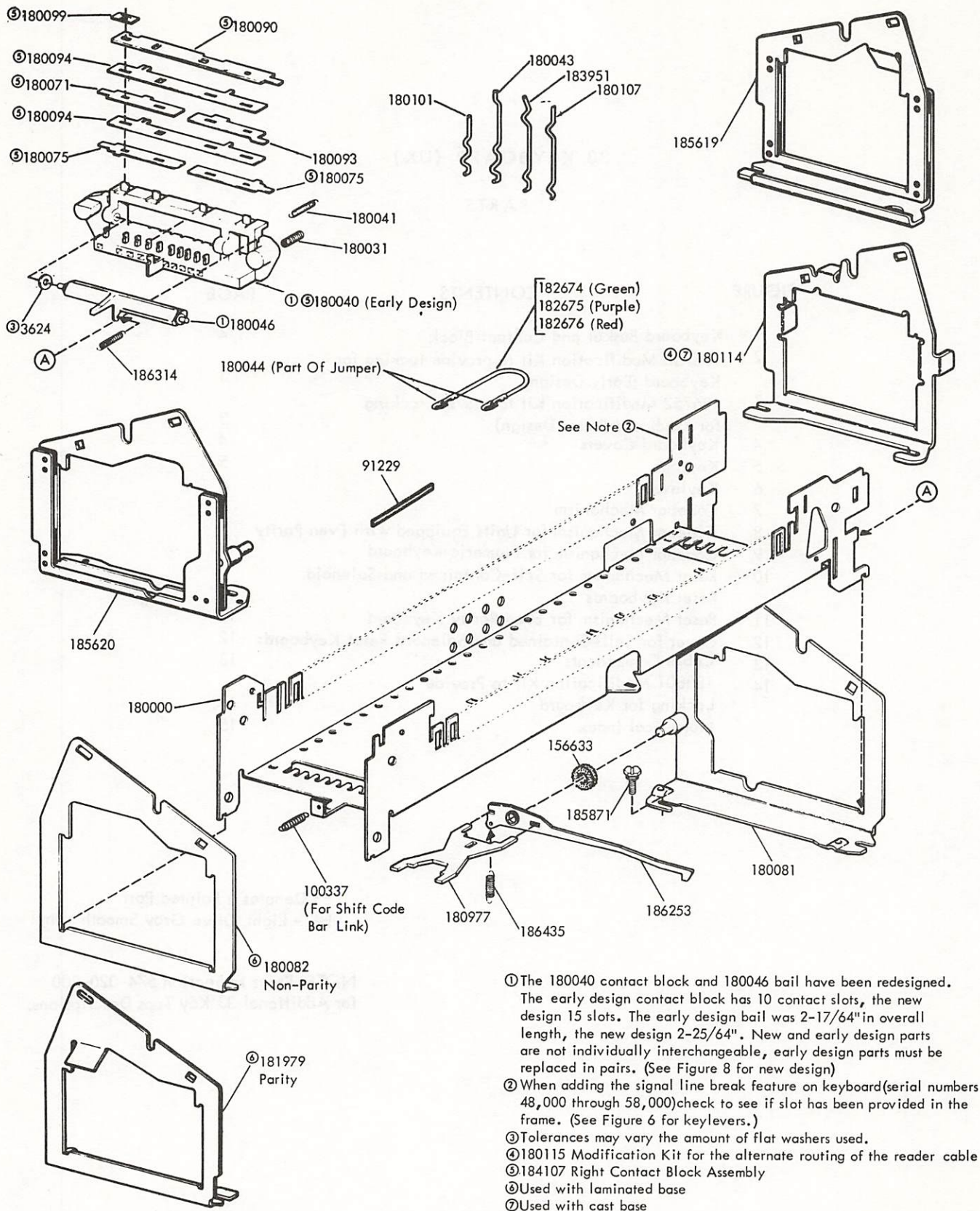
33 KEYBOARD (UK)

PARTS

FIGURE	CONTENTS	PAGE
1	Keyboard Basket and Contact Block	2
2	186752 Modification Kit to provide locking for Keyboard (Early Design)	3
3	186752 Modification Kit to provide locking for Keyboard (Later Design)	3
4	Keyboard Covers	4
5	Keytops	5
6	Keylevers	6
7	Codebar Mechanism	7
8	Codebar Mechanism for Units Equipped with Even Parity	8
9	Codebar Mechanism for Numeric Keyboard	9
10	Reset Mechanism for Self-Contained and Solenoid Reset Keyboards	10
11	Reset Mechanism for Even Parity Keyboard	11
12	Cover for Self-Contained and Solenoid Reset Keyboards	12
13	Cable Components	13
14	185801 Modification Kit to Provide Locking for Keyboard	14
	Numerical Index	15

\*\* Denotes a Painted Part  
 HF - Light Olive Gray Smooth Vinyl

NOTE: Refer to Section 574-020-800 for Additional 33 Key Tops Descriptions.



① The 180040 contact block and 180046 bail have been redesigned. The early design contact block has 10 contact slots, the new design 15 slots. The early design bail was 2-17/64" in overall length, the new design 2-25/64". New and early design parts are not individually interchangeable, early design parts must be replaced in pairs. (See Figure 8 for new design)

② When adding the signal line break feature on keyboard (serial numbers 48,000 through 58,000) check to see if slot has been provided in the frame. (See Figure 6 for key levers.)

③ Tolerances may vary the amount of flat washers used.

④ 180115 Modification Kit for the alternate routing of the reader cable

⑤ 184107 Right Contact Block Assembly

⑥ Used with laminated base

⑦ Used with cast base

FIGURE 1. KEYBOARD BASKET AND CONTACT BLOCK

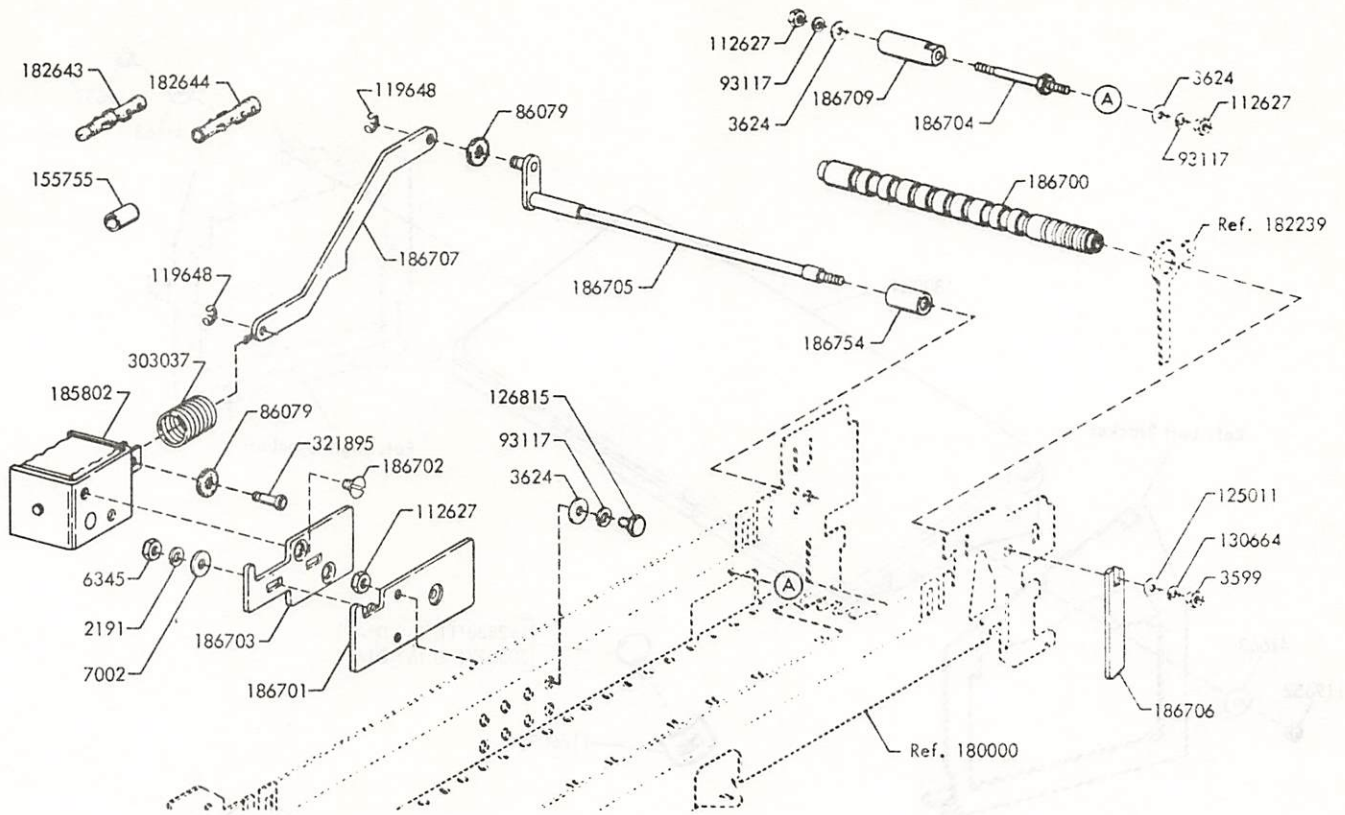


FIGURE 2. 186752 MODIFICATION KIT TO PROVIDE LOCKING FOR KEYBOARD (EARLY DESIGN)

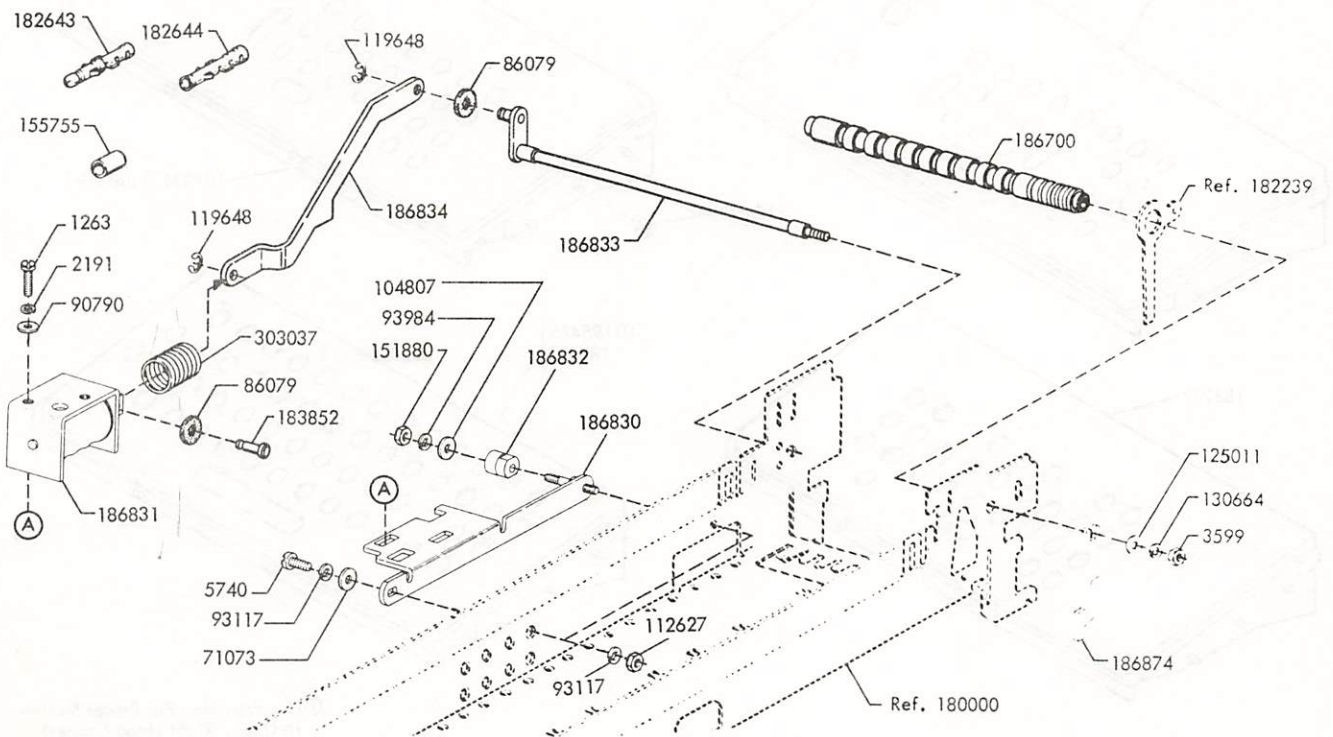


FIGURE 3. 186752 MODIFICATION KIT TO PROVIDE LOCKING FOR KEYBOARD (LATER DESIGN)

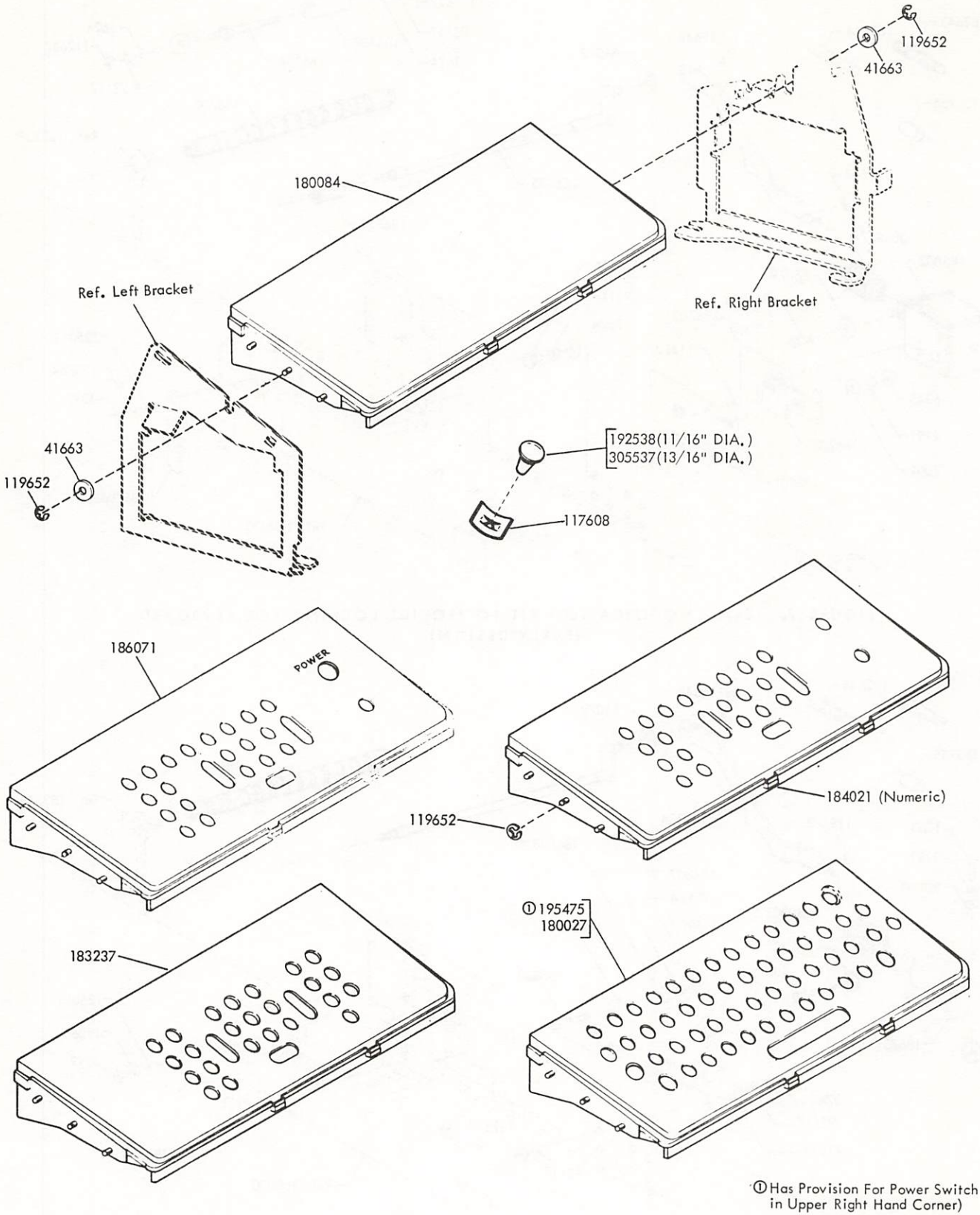
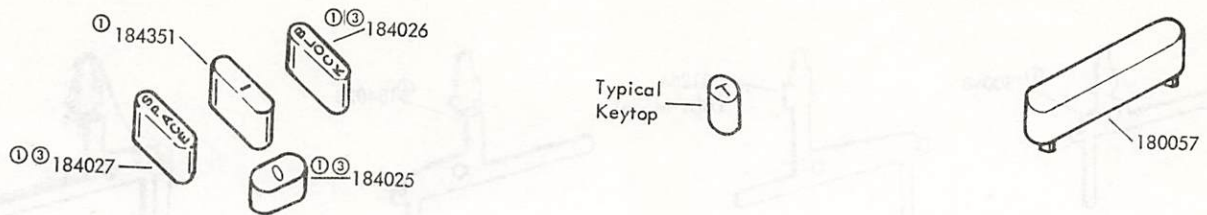


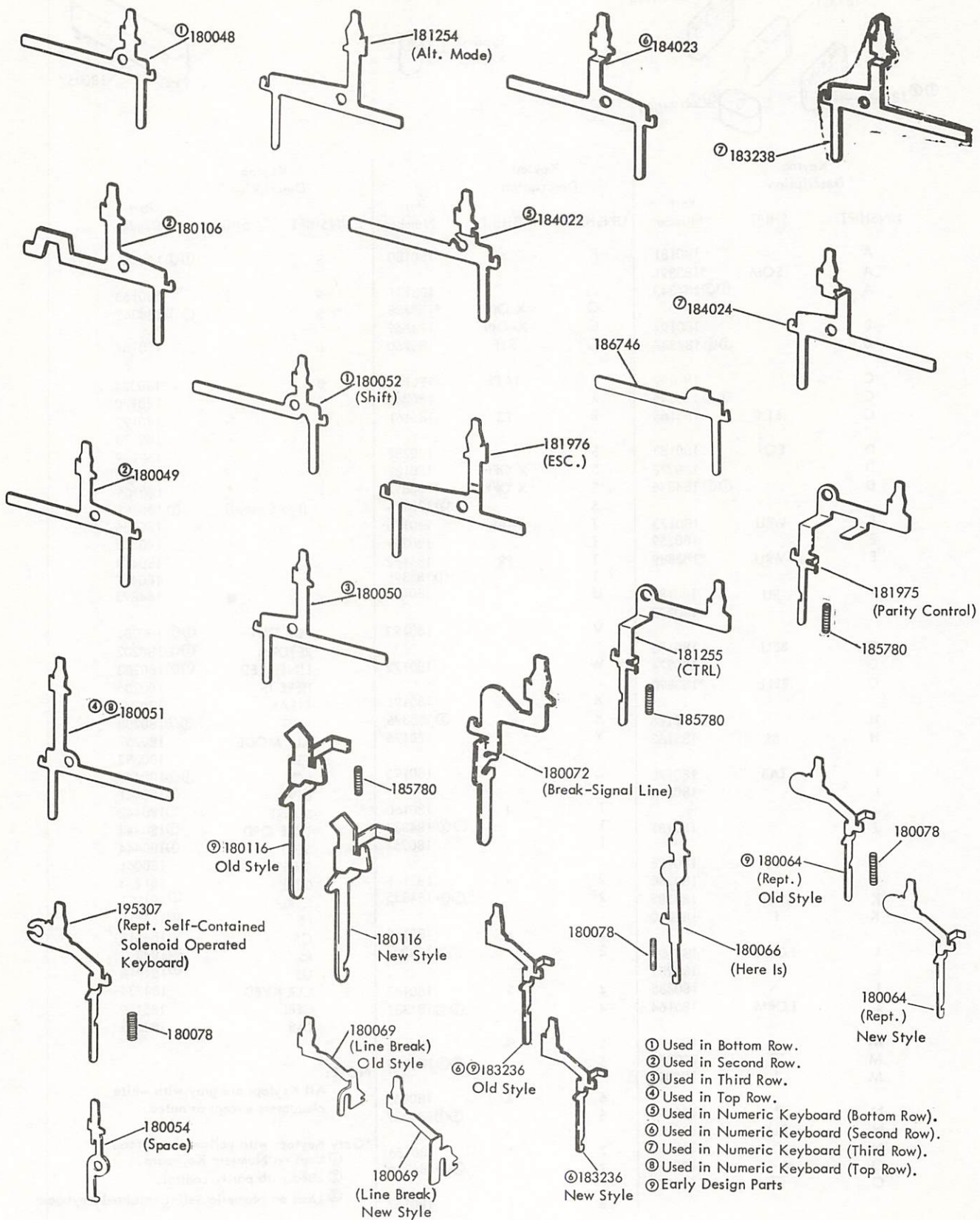
FIGURE 4. KEYBOARD COVERS



Keytop Description			Keytop Description			Keytop Description		
UNSHIFT	SHIFT	Part Number	UNSHIFT	SHIFT	Part Number	UNSHIFT	SHIFT	Part Number
A		180181	P	@	180180	8		①③ 184341
A	SOM	*183891	Q		180171	9	)	180168
A		①③ 184343	Q	X ON	*183888	9		①③ 184342
B		180194	Q	X-ON	184869	0		180169
B		①③ 184344	Q	RLF	185160	∅		180374
C		180192	R	TAPE	180174	-	=	180170
C		①③ 184345	R		180260	,	<	180197
C	ETX	185165	R	FS	185161	.	>	180198
D	EOT	180183	S		180282	;	+	180199
D		180278	S	X OFF	180182	/	?	180200
D		①③ 184346	S	X OFF	*183892	:	*	180205
E	WRU	180173	S		③ 185374		(No Symbol)	① 180299
E		180259	T	-TAPE	180175	-		180336
E	WRU	*183889	T		180261		*	180335
F	RU	180184	T	PR	185162		,	180418
F		180273	T		③ 185395		.	180419
G	BELL	180185	U		180177	/	■	184895
G		180274	V		180193	RUB OUT		①③ 180201
G	BELL	*183890	W		180172	RETURN		①③ 180202
H		180186	X		180191	LINE FEED		①③ 180203
H	BS	185163	X		③ 185376	HERE IS		180206
I	TAB	180178	Y		180176	BREAK		180207
I		180262	Z		180190	REPT		①③ 180208
J		180187	!		180160	ALT MODE		180257
K	VT	180188	1	!	①③ 184334	ESC		180382
K		180280	1		180264	EOT		①③ 180440
K	□	180383	2	"	180161	DIV		① 180441
K	I	185090	2		①③ 184335	STORE		① 180442
L	FORM	180189	3	#	180162	TYPE ORD		① 180443
L		180281	3		①③ 184336	SECT		① 180444
L	∖	180385	4	\$	180163	SHIFT		180061
L	FORM	185164	4		①③ 184337	CTRL		181253
M		180196	5	%	180164	CTRL		② 181971
M	□	180384	5		①③ 184338	FS		① 184815
M	I	185093	6	&	180165	GS		① 184816
N	↑	180195	6		①③ 184339	RS		① 184817
N	BLK	185092	7	'	180166	US		① 184818
N	∧	185150	7		①③ 184340	CLR KYBD		184734
O	←	180179	8	(	180167	CTRL		185159
O	└	185089				TAB		180373

NOTE:  
 All Keytops are gray with white characters except as noted.  
 \*Gray Keytops with yellow characters.  
 ① Used on Numeric Keyboard.  
 ② Used with parity control.  
 ③ Used on Numeric Self-Contained Keyboard

FIGURE 5. KEYTOPS



- ① Used in Bottom Row.
- ② Used in Second Row.
- ③ Used in Third Row.
- ④ Used in Top Row.
- ⑤ Used in Numeric Keyboard (Bottom Row).
- ⑥ Used in Numeric Keyboard (Second Row).
- ⑦ Used in Numeric Keyboard (Third Row).
- ⑧ Used in Numeric Keyboard (Top Row).
- ⑨ Early Design Parts

FIGURE 6. KEYLEVERS

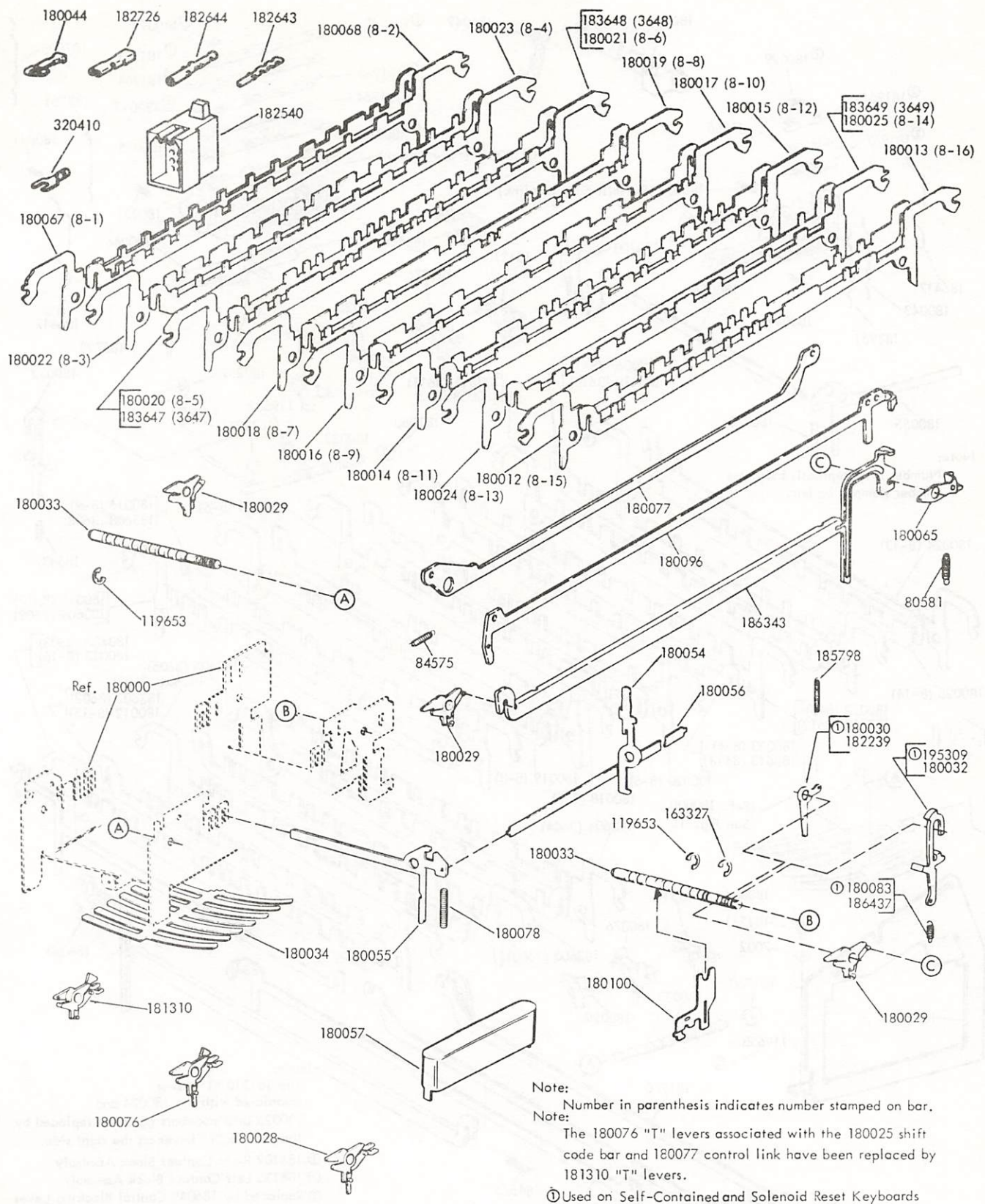


FIGURE 7. CODEBAR MECHANISM

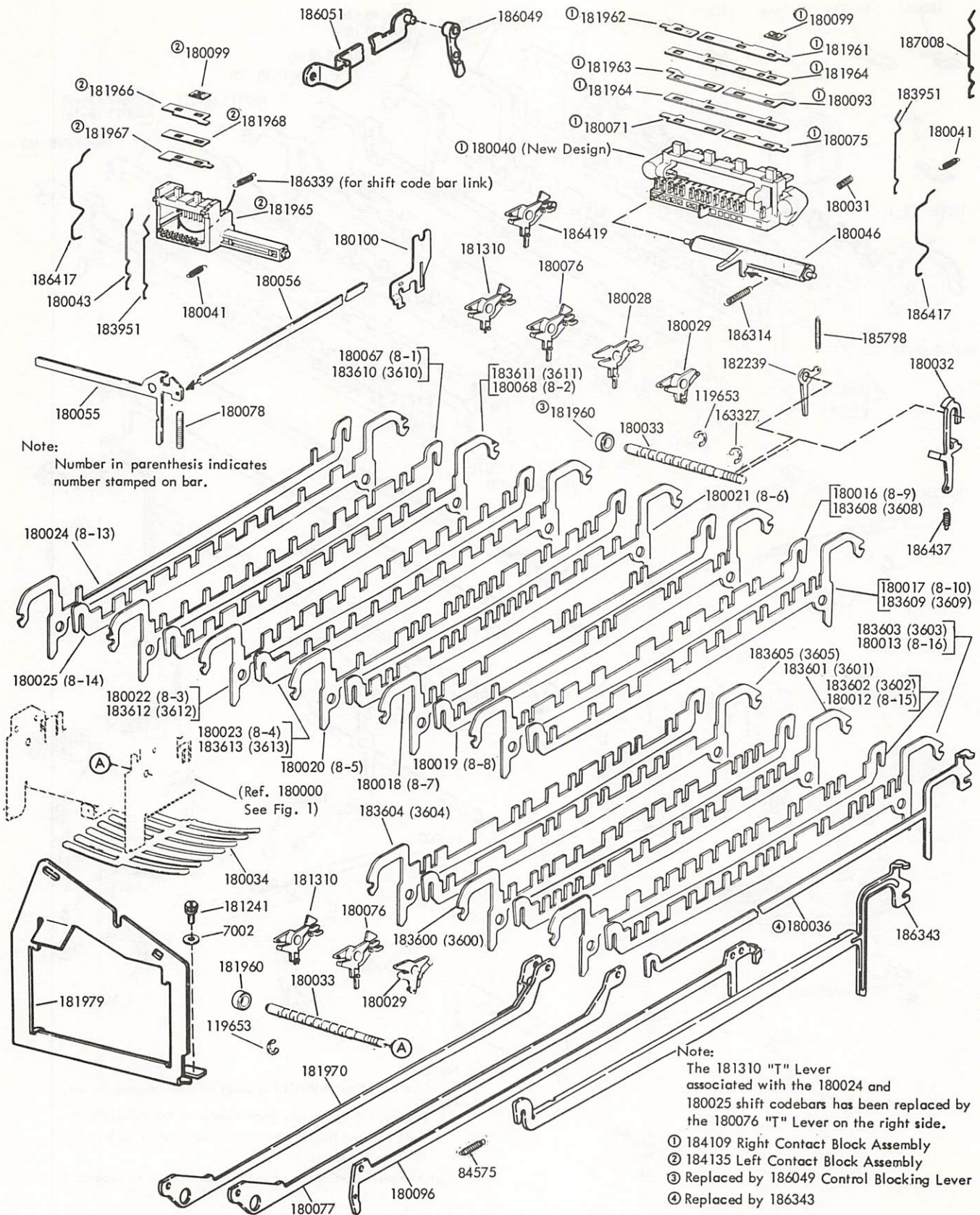


FIGURE 8. CODEBAR MECHANISM FOR UNITS EQUIPPED WITH EVEN PARITY

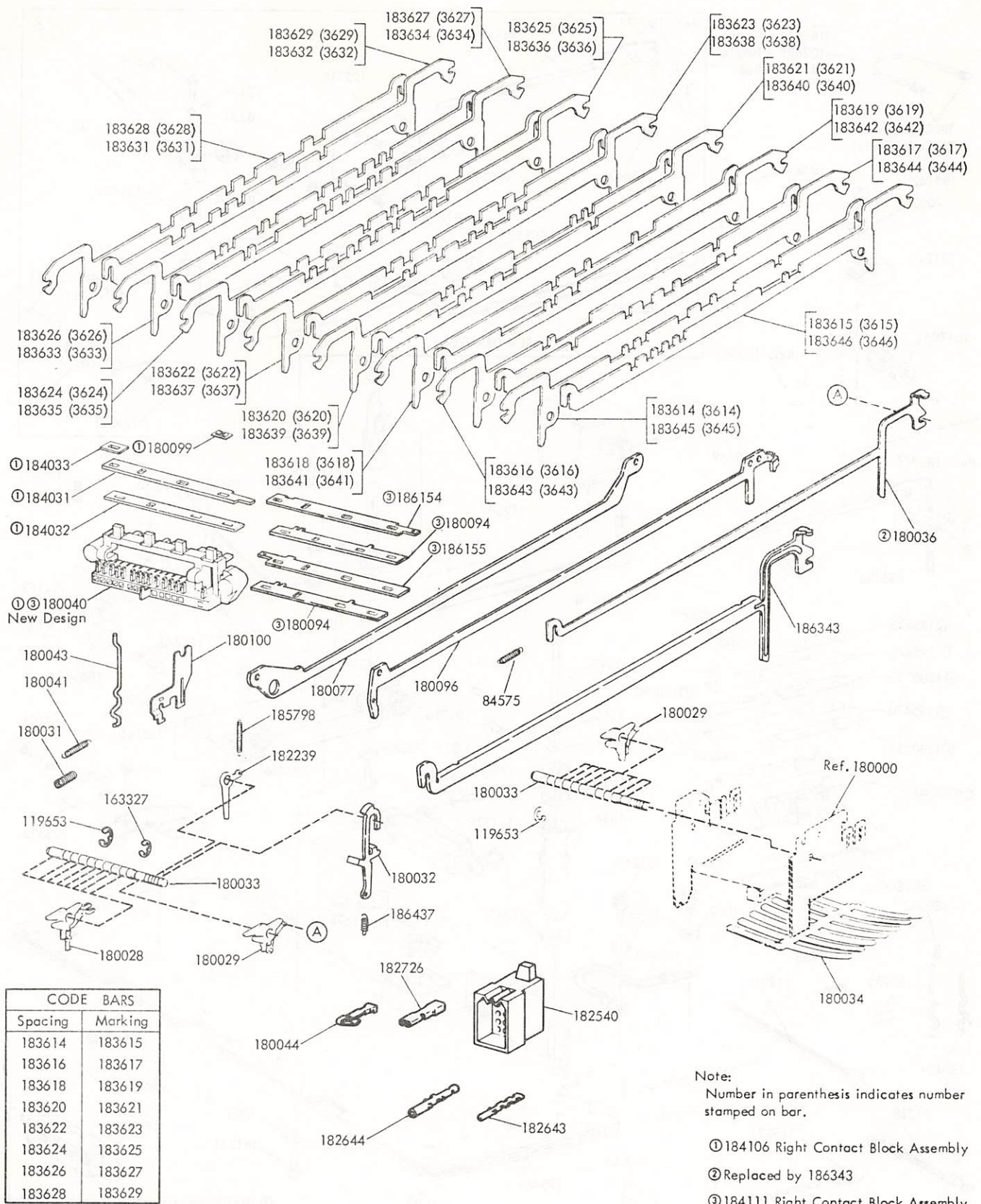


FIGURE 9. CODEBAR MECHANISM FOR NUMERIC KEYBOARD

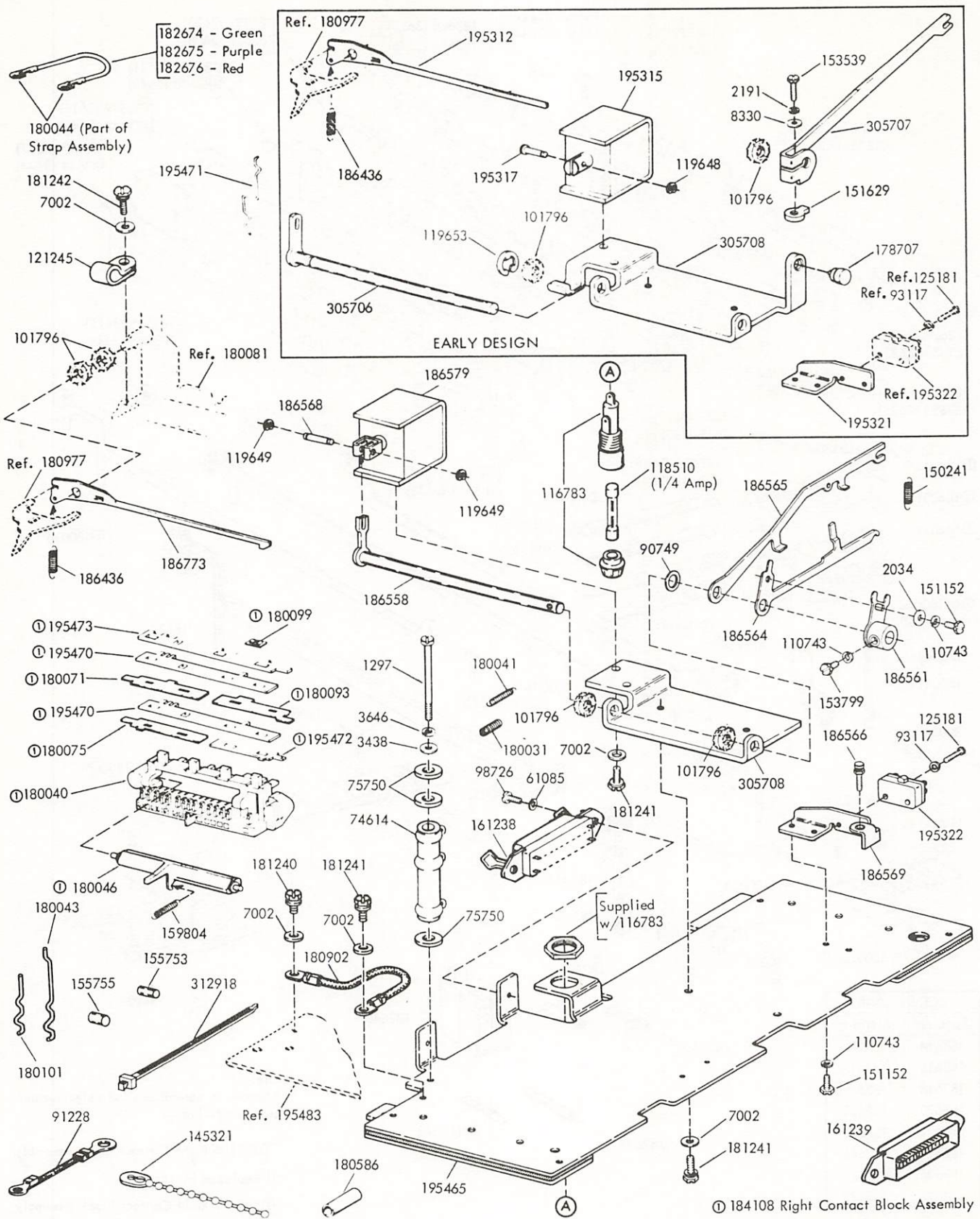


FIGURE 10. RESET MECHANISM FOR SELF-CONTAINED AND SOLENOID RESET KEYBOARDS

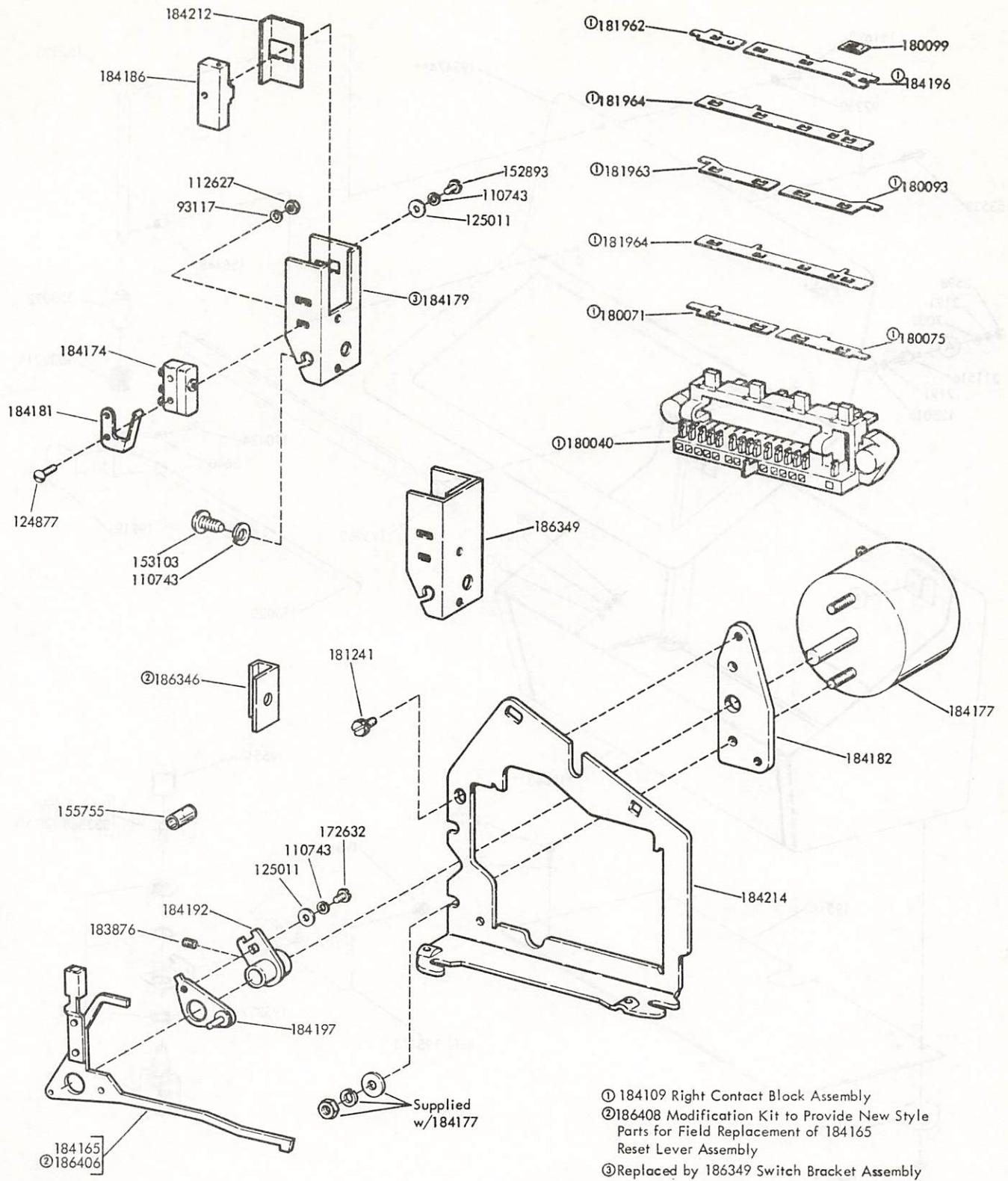


FIGURE 11. RESET MECHANISM FOR EVEN PARITY KEYBOARD

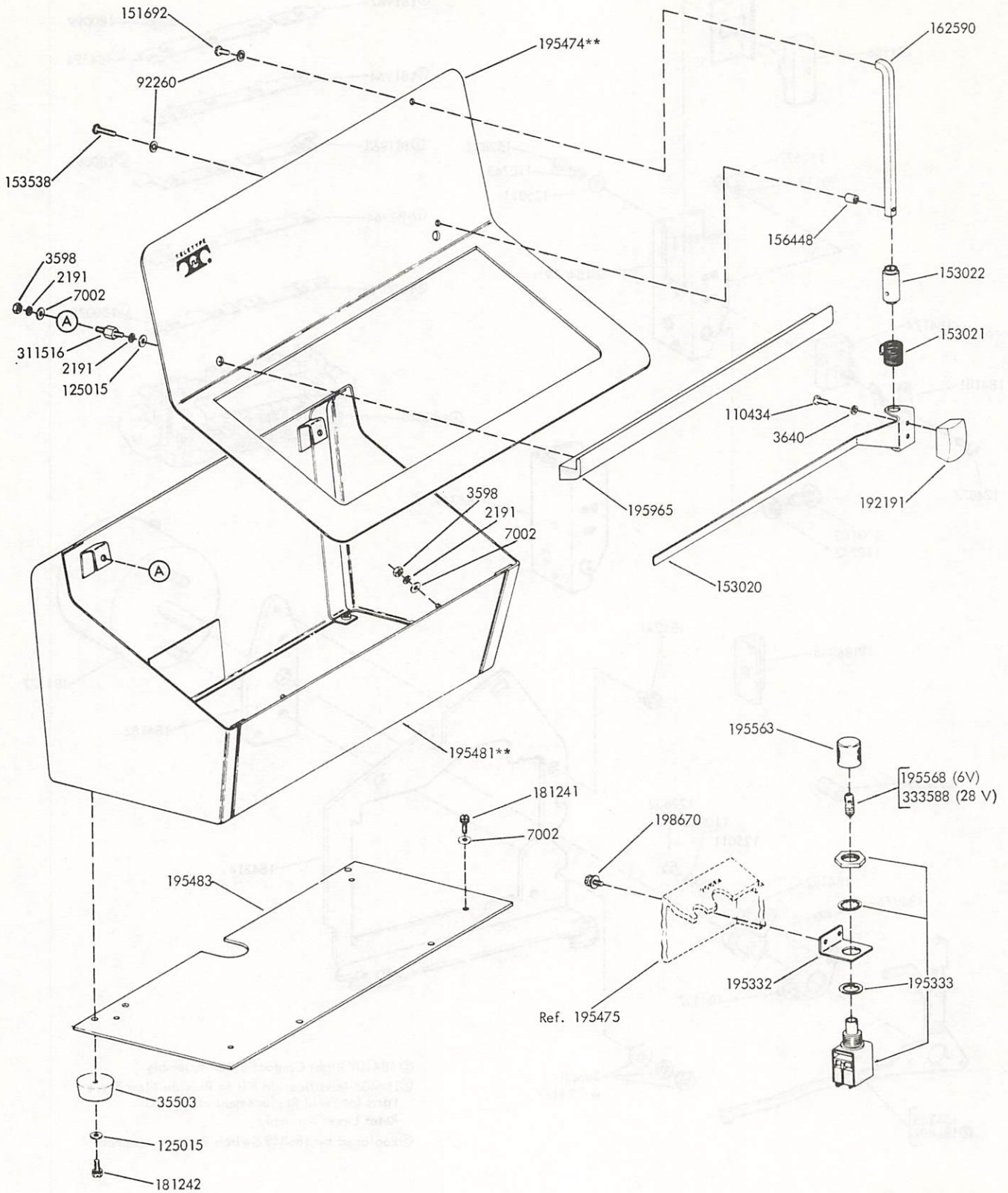
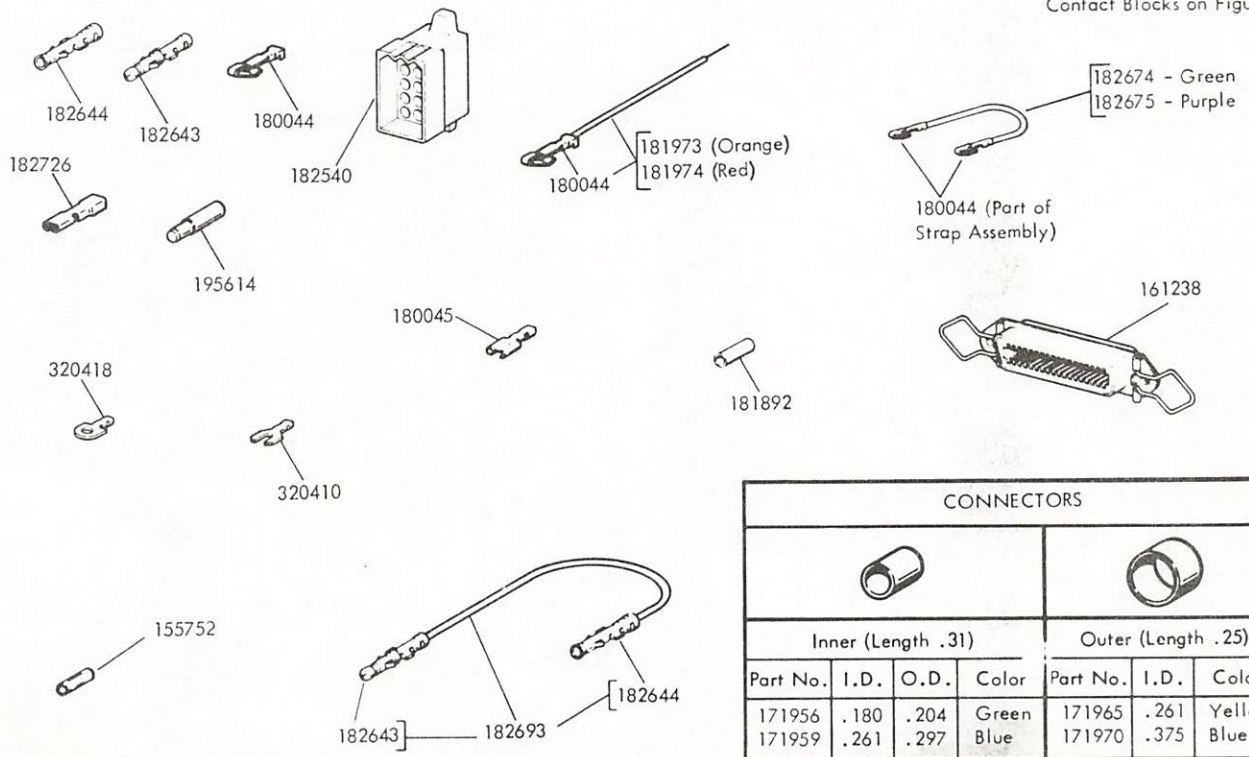


FIGURE 12. COVER FOR SELF-CONTAINED AND SOLENOID RESET KEYBOARDS

Components	CABLE ASSEMBLIES											
	180870	180908	181978	①181969	184034	184051	184198	184199	185845	186'56	①187009	195482
320418									X			
155750			X						X			
155752										X		X
161238									X	X		X
171956							X					
171959								X				
171965							X					
171970								X				
180044	X	X	X	X	X	X	X	X	X	X	X	X
180045		X										
180586												X
181892								X				
181973			X				X					
181974			X				X					
182540	X		X	X	X	X		X			X	
182643	X		X	X	X	X	X	X			X	
182644	X		X	X	X	X		X			X	
182674				X							X	
182675				X							X	
182693					X	X						
182726	X	X	X	X	X	X	X	X	X	X	X	X
195614	X		X	X	X	X		X				
320410		X								X		X

① Includes 183135, 184109 Contact Blocks on Figure 8.



CONNECTORS						
Inner (Length .31)				Outer (Length .25)		
Part No.	I.D.	O.D.	Color	Part No.	I.D.	Color
171956	.180	.204	Green	171965	.261	Yellow
171959	.261	.297	Blue	171970	.375	Blue

FIGURE 13. CABLE COMPONENTS

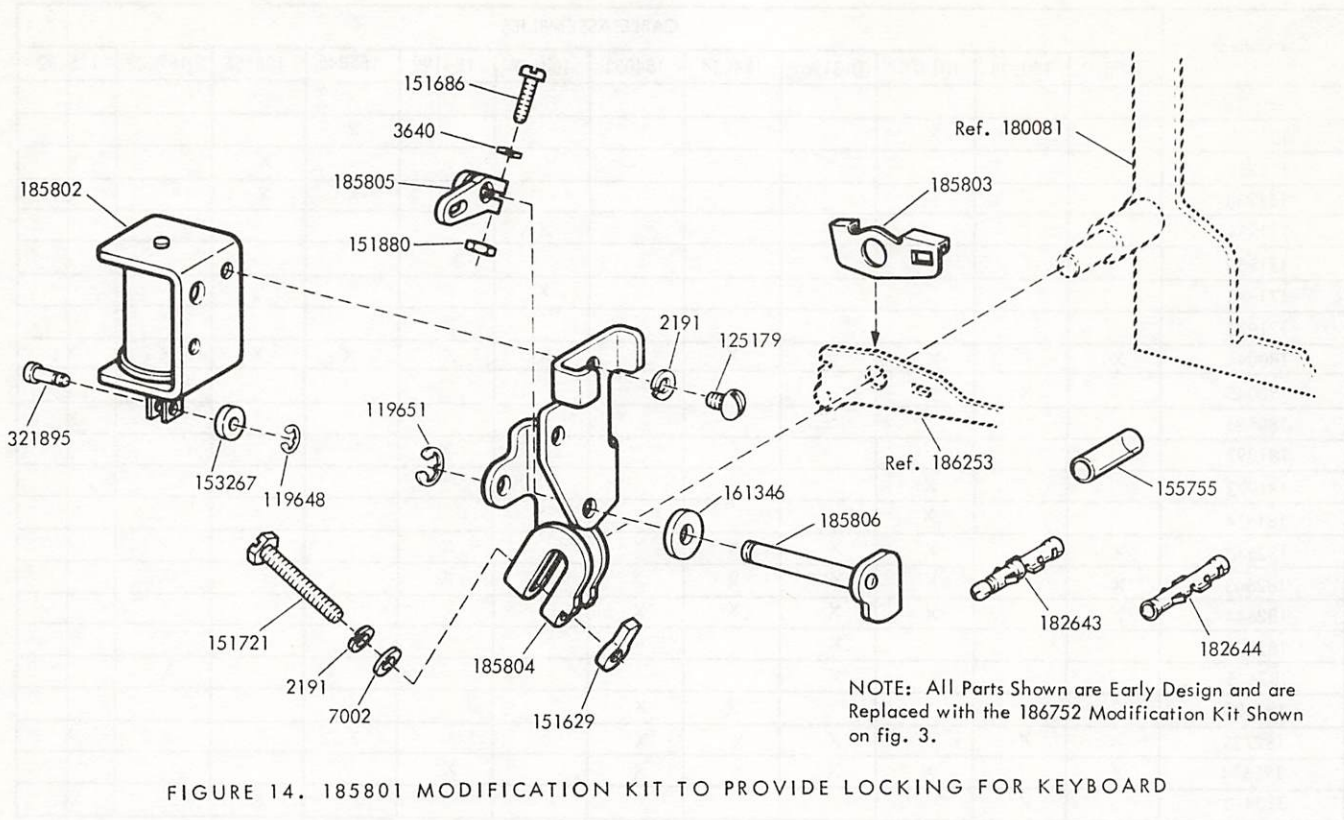


FIGURE 14. 185801 MODIFICATION KIT TO PROVIDE LOCKING FOR KEYBOARD

## NUMERICAL INDEX

Part Number	Description and Page Number	Part Number	Description and Page Number	Part Number	Description and Page Number
1263	Screw, 6-32 x 1/4 Fil 3	125179	Screw, 6-32 x 3/16 Rd 14	178707	Bumper, Rubber 10
1297	Screw, 6-40 x 2-7/16 Fil 10	125181	Screw, 2-56 x 3/8 Fil 10	180000	Frame, Keyboard 2,3,7,8,9
2034	Washer, Flat 10	126815	Screw, 2-56 x 15/64 Hex 3	180012	Codebar No. 1 Rear 7,8
2191	Lockwasher 3,10,12,14	130664	Lockwasher 3	180013	Codebar No. 1 Front 7,8
3438	Washer, Flat 10	145321	Tie, Cable 10	180014	Codebar No. 2 Rear 7
3598	Nut, 6-40 Hex 12	150241	Spring 10	180015	Codebar No. 2 Front 7
3599	Nut, 4-40 Hex 3	151152	Screw, 4-40 x 3/16 Hex 10	180016	Codebar No. 3 Rear 7,8
3624	Washer, Flat 2,3	151629	Nut, 6-40 Lug 10,14	180017	Codebar No. 3 Front 7,8
3640	Lockwasher 12,14	151686	Screw, 6-40 x 3/8 Fil 14	180018	Codebar No. 4 Rear 7,8
3646	Lockwasher 10	151692	Screw, 6-40 x 3/16 Fil 12	180019	Codebar No. 4 Front 7,8
5740	Screw, 2-56 x 1/4 Fil 3	151721	Screw, 6-40 x 3/4 Hex 14	180020	Codebar No. 5 Rear 7,8
6345	Nut, 6-32 Hex 3	151880	Nut, 4-40 Hex 3,14	180021	Codebar No. 5 Front 7,8
7002	Washer, Flat 3,8,10,12,14	152893	Screw, 4040 x 1/4 Hex 11	180022	Codebar No. 6 Rear 7,8
8330	Washer, Flat 10	153020	Guide, Line 12	180023	Codebar No. 5 Front 7,8
35503	Foot, Rubber 12	153021	Spring, Torsion 12	180024	Codebar No. 5 Rear 7,8
41663	Washer, Flat 4	153022	Bushing 12	180025	Codebar No. 5 Front 7,8
61085	Lockwasher 10	153103	Screw, 4-40 Self-Tapping 11	180027	Cover, Keyboard 4
71073	Washer, Flat 3	153267	Washer, Felt 3,14	180028	Lever 7,8,9
74614	Resistor, 2,600 Ohm 10	153538	Screw, 6-40 x 7/16 Hex 12	180029	Lever 7,8,9
75750	Washer, Insulating 10	153539	Screw, 6-40 x 11/16 Hex 10	180030	Lever, Latch 7
80581	Spring 7	153799	Screw, 4-40 x 21/64 Hex 10	180031	Spring, Compression 2,8,9,10
84575	Spring 7,8,9	155750	Sleeve, 3/32 ID x 1/2" Lg Insulating 13	180032	Lever, Non-Repeat 7,8,9
86079	Washer, Felt 3	155752	Sleeve, 5/64 ID x 1/2 Lg Insulating 13	180033	Shaft 7,8,9
90749	Shim, .010" Thk 10	155753	Sleeve, 1/8 ID x 1/2 Lg Insulating 10	180034	Spring, Flat 7,8,9
90790	Washer, Flat 3	155755	Sleeve, 11/64 ID x 5/8 Lg Insulating 3,10,11,14	180036	Bar, Universal Code 8,9
91228	Strap, 2-1/2" Braided 10	156448	Bushing 12	180040	Block, Contact 2,8,9,10,11
91229	Strap, 2" Braided 2	156633	Washer, Felt 2	180041	Spring 2,8,9,10
92260	Lockwasher 12	159804	Spring 10	180043	Wire, Contact 2,8,9,10
93117	Lockwasher 3,10,11	161238	Connector, 36 Pt Receptacle 10,13	180044	Terminal, Tab Type 2,7,9,10,13
93984	Lockwasher 3	161239	Connector, 36 Pt Plug 10	180045	Terminal, Tab Type 13
98726	Screw, 3-48 x 1/4 Fil 10	161346	Washer, Felt 14	180046	Bail, Contact Reset 2,8,10
100337	Spring 2	162590	Shaft 12	180048	Keylever 6
101796	Washer, Felt 10	163327	Ring, Retaining 7,8,9	180049	Keylever 6
104807	Washer, Flat 3	171759	Cable Assembly 13	180050	Keylever 6
110434	Screw, 4-40 x 3/16 Fil 12	171956	Connector, Green Shielding 13	180051	Keylever 6
110743	Lockwasher 10,11	171959	Connector, Blue Shielding 13	180052	Keylever, Shift 6
112627	Nut, 2-56 Hex 3,11	171965	Connector, Yellow Shielding 13	180054	Keylever, Spacebar 6,7
116783	Holder, Fuse 10	171970	Connector, Blue Shielding 13	180055	Keylever, Spacebar 7,8
117608	Nut, Speed 4	172632	Screw, 4-40 x 3/16 Hex 11	180056	Link, Space 7,8
118510	Fuse, 1/4 Amp 10			180057	Spacebar 5,7
119648	Ring, Retaining 3,10,14			180061	Keytop 5
119649	Ring, Retaining 10			180064	Keylever, Repeat 6
119651	Ring, Retaining 14			180065	Lever, Link Break 7
119652	Ring, Retaining 4			180066	Keylever 6
119653	Ring, Retaining 7,8,9,10			180067	Bar, No. 7 Rear Code 7,8
121245	Clamp, 5/16 ID Cable 10			180068	Bar, No. 7 Front Code 7,8
124877	Screw, 2-56 x 1/2 Rd 11			180069	Keylever, Line Break 6
125011	Washer, Flat 3,11				
125015	Washer, Flat 12				

## NUMERICAL INDEX (Continued)

Part Number	Description and Page Number	Part Number	Description and Page Number	Part Number	Description and Page Number
180071	Terminal 2,8,10,11	180186	Keytop 5	180586	Sleeve, 5-32 ID x 21/32"
180072	Keylever, Line Break 6	180187	Keytop 5		Lg Insulating 10,13
180075	Terminal, Line Break 2,8,10,11	180188	Keytop 5	180870	Cable Assembly 13
180076	Lever, No. 5 Pulse 7,8	180189	Keytop 5	180902	Jumper, 3-1/2 In. Braided 10
180077	Link 7,8,9	180190	Keytop 5	180908	Cable Assembly 13
180078	Spring, Compression 6,7,8	180191	Keytop 5	180977	Plate w/Stud 2,10
180081	Bracket, Right Keyboard 2,10,14	180192	Keytop 5	181240	Screw, w/Lockwasher 6-40 x 3/16 Hex 10
180082	Bracket, Left Keyboard 2	180193	Keytop 5	181241	Screw, w/Lockwasher, 6-4C x 1/4 Hex 8,10,11,12
180083	Spring 7	180194	Keytop 5	181242	Screw, w/Lockwasher, 6-4C x 5/16 Hex 10,12
180084	Cover, Keyboard 4	180195	Keytop 5	181253	Keytop 5
180090	Terminal, Common 2	180196	Keytop 5	181254	Keylever 6
180093	Terminal 2,8,10,11	180197	Keytop 5	181255	Keylever 6
180094	Insulator 2,9	180198	Keytop 5	181310	Lever 7,8
180096	Link 7,8,9	180199	Keytop 5	181892	Sleeve, 9/64 ID x 1" Lg Insulating 13
180099	Fastener 2,8,9,10,11	180200	Keytop 5	181960	Spacer, .144" Thk 8
180100	Guide 7,8,9	180201	Keytop 5	181961	Terminal 8
180101	Wire, Contact 2,10	180202	Keytop 5	181962	Terminal 8,11
180106	Keylever 6	180203	Keytop 5	181963	Terminal, Parity 8,11
180107	Detent 2	180205	Keytop 5	181964	Insulator 8,11
180114	Bracket, Left Keyboard 2	180206	Keytop 5	181965	Block, Contact 8
180115	Modification Kit 2	180207	Keytop 5	181966	Terminal 8
180116	Keylever 6	180208	Keytop 5	181967	Terminal 8
180160	Keytop 5	180257	Keytop 5	181968	Insulator 8
180161	Keytop 5	180259	Keytop 5	181969	Cable Assembly 13
180162	Keytop 5	180260	Keytop 5	181970	Link w/Extension 8
180163	Keytop 5	180261	Keytop 5	181971	Keytop 5
180164	Keytop 5	180262	Keytop 5	181973	Jumper, 3-1/2" Orange 13
180165	Keytop 5	180264	Keytop 5	181974	Jumper, 3" Red 13
180166	Keytop 5	180273	Keytop 5	181975	Keylever 6
180167	Keytop 5	180274	Keytop 5	181976	Keylever 6
180168	Keytop 5	180278	Keytop 5	181978	Cable Assembly 13
180169	Keytop 5	180280	Keytop 5	181979	Bracket, Left Keyboard 2,8
180170	Keytop 5	180281	Keytop 5	182239	Latchlever 3,7,8,9
180171	Keytop 5	180282	Keytop 5	182540	Connector, 15 Pt Plug Type 7,9,13
180172	Keytop 5	180299	Keytop 5	182643	Terminal, Plug Type 3,7,9,13,14
180173	Keytop 5	180335	Keytop 5	182644	Terminal, Receptacle Type 3,7,9,13,14
180174	Keytop 5	180336	Keytop 5	182674	Jumper, 2-1/4" Green 2,10,13
180175	Keytop 5	180336	Keytop 5	182675	Jumper, 2-1/4" Purple 2,10,13
180176	Keytop 5	180373	Keytop 5	182676	Jumper, 2-1/4" Red 2,10
180177	Keytop 5	180374	Keytop 5		
180178	Keytop 5	180382	Keytop 5		
180179	Keytop 5	180383	Keytop 5		
180180	Keytop 5	180384	Keytop 5		
180181	Keytop 5	180385	Keytop 5		
180182	Keytop 5	180418	Keytop 5		
180183	Keytop 5	180419	Keytop 5		
180184	Keytop 5	180440	Keytop 5		
180185	Keytop 5	180441	Keytop 5		
		180442	Keytop 5		
		180443	Keytop 5		
		180444	Keytop 5		

## NUMERICAL INDEX (Continued)

Part Number	Description and Page Number	Part Number	Description and Page Number	Part Number	Description and Page Number
182693	Jumper, 2-1/4" Orange 13	183645	Codebar 9	184334	Keytop 5
182726	Terminal, Receptacle Type 7,9,13	183646	Codebar 9	184335	Keytop 5
182693	Jumper, 2-1/4" Orange 13	183647	Codebar 7	184336	Keytop 5
183135	Cover 13	183648	Codebar 7	184337	Keytop 5
183236	Keylever, Repeat 6	183649	Codebar 7	184338	Keytop 5
183237	Cover, Keyboard 4	183852	Pin 3	184339	Keytop 5
183238	Keylever 6	183876	Screw, 6-32 Set 11	184340	Keytop 5
183600	Codebar 8	183888	Keytop 5	184341	Keytop 5
183601	Codebar 8	183889	Keytop 5	184342	Keytop 5
183602	Codebar 8	183890	Keytop 5	184343	Keytop 5
183603	Codebar 8	183891	Keytop 5	184344	Keytop 5
183604	Codebar 8	183892	Keytop 5	184345	Keytop 5
183605	Codebar 8	183951	Wire, Contact 8	184346	Keytop 5
183608	Codebar 8	184021	Cover, Keyboard 4	184351	Keytop 5
183609	Codebar 8	184022	Keylever 6	184734	Keytop 5
183610	Codebar 8	184023	Keylever 6	184815	Keytop 5
183611	Codebar 8	184024	Keylever 6	184816	Keytop 5
183612	Codebar 8	184025	Keytop 5	184817	Keytop 5
183613	Codebar 8	184026	Keytop 5	184818	Keytop 5
183614	Codebar 9	184027	Keytop 5	184869	Keytop 5
183615	Codebar 9	184031	Terminal 9	184895	Keytop 5
183616	Codebar 9	184032	Insulator, .031" Thk 9	185089	Keytop 5
183617	Codebar 9	184033	Spacer, .035" Thk 9	185090	Keytop 5
183618	Codebar 9	184034	Cable Assembly 13	185092	Keytop 5
183619	Codebar 9	184051	Cable Assembly 13	185093	Keytop 5
183620	Codebar 9	184106	Block Assembly, Right Contact 9	185150	Keytop 5
183621	Codebar 9	184107	Block Assembly, Right Contact 2	185159	Keytop 5
183622	Codebar 9	184108	Block Assembly, Right Contact 10	185160	Keytop 5
183623	Codebar 9	184109	Block Assembly, Right Contact 8,11,13	185161	Keytop 5
183624	Codebar 9	184111	Block Assembly, Right Contact 9	185162	Keytop 5
183625	Codebar 9	184135	Block Assembly, Left Contact 8	185163	Keytop 5
183626	Codebar 9	184165	Lever, Reset 11	185164	Keytop 5
183627	Codebar 9	184174	Switch, SP-DT 11	185165	Keytop 5
183628	Codebar 9	184177	Solenoid, Rotary 11	185394	Keytop 5
183629	Codebar 9	184179	Bracket 11	185395	Keytop 5
183631	Codebar 9	184181	Actuator 11	185396	Keytop 5
183632	Codebar 9	184182	Plate 11	185619	Frame, Left Keyboard 2
183633	Codebar 9	184186	Switch, Reed 11	185620	Frame, Right Keyboard 2
183634	Codebar 9	184192	Plate w/Hub 11	185780	Spring, Compression 6
183635	Codebar 9	184196	Terminal 11	185798	Spring 7,8,9
183636	Codebar 9	184197	Plate w/Stud 11	185801	Modification Kit 1,14
183637	Codebar 9	184198	Cable Assembly 13	185802	Solenoid 3
183638	Codebar 9	184199	Cable Assembly 13	185803	Clip 14
183639	Codebar 9	184212	Guide 11	185804	Bracket 14
183640	Codebar 9	184214	Bracket, Right 11	185805	Lever 14
183641	Codebar 9			185806	Shaft 14
183642	Codebar 9			185845	Cable Assembly 13
183643	Codebar 9			185871	Screw w/Lockwasher, 8-32 x 3/8 Hex 2
183644	Codebar 9			186049	Lever 8
				186051	Link 8

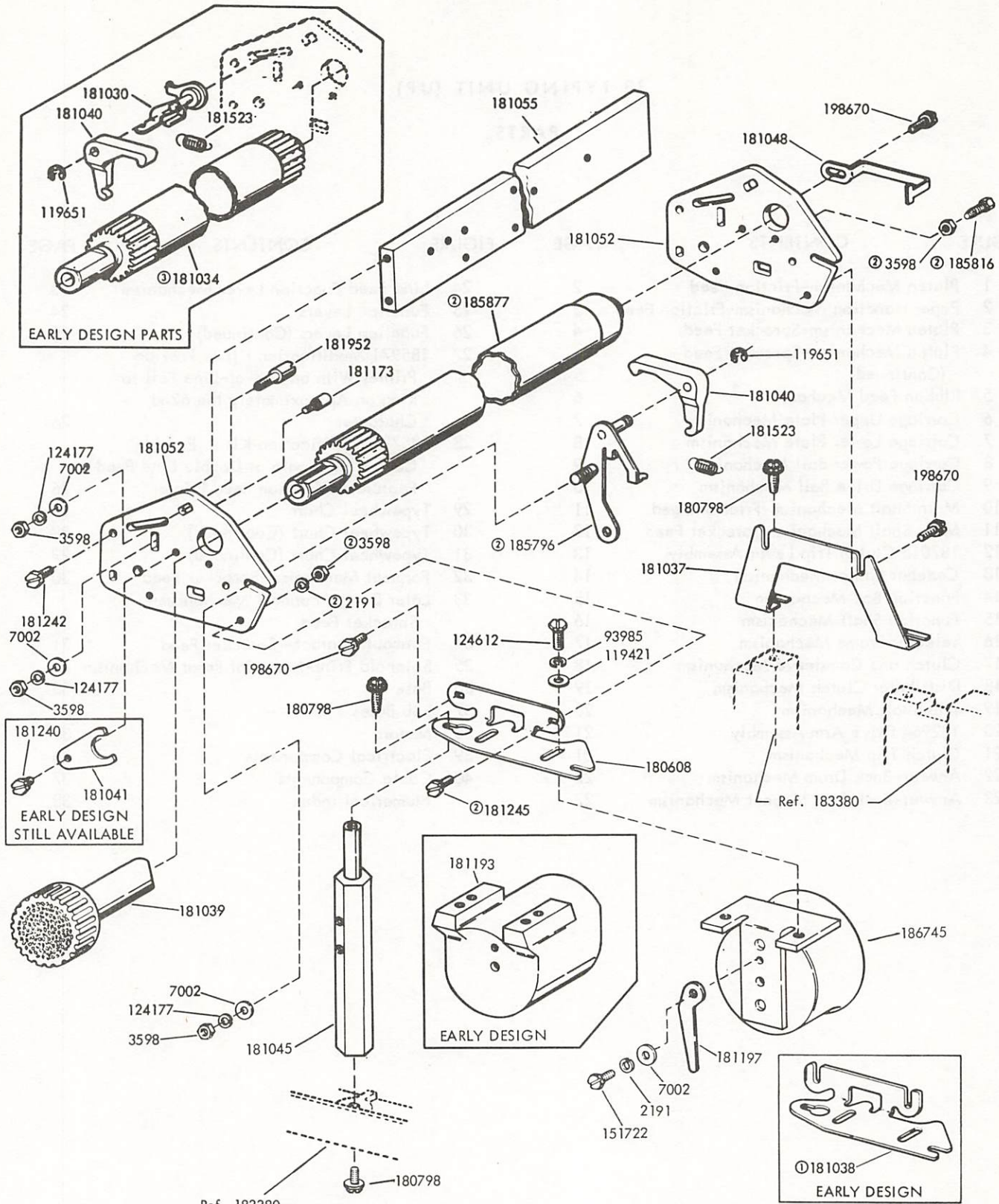
## NUMERICAL INDEX (Continued)

Part Number	Description and Page Number	Part Number	Description and Page Number	Part Number	Description and Page Number
186071	Cover 4	186704	Stud 3	195465	Plate, Mounting 10
186154	Terminal 9	186705	Shaft 3	195470	Insulator, .031" Thk 10
186155	Terminal 9	186706	Cam, Trip 3	195471	Wire, Contact 10
186156	Cable Assembly 13	186707	Lever 3	195472	Terminal 10
186253	Lever w/Hub 2,14	186709	Bushing, Eccentric 3	195473	Terminal, Common 10
186314	Spring 2,8	186746	Lever 6	195474**	Panel, Top 12
186339	Spring 8	186752	Modification Kit 1,3,14	195475	Cover, Keyboard 4,12
186343	Codebar 7,8,9	186754	Bushing 3	195481**	Cover 12
186346	Shield, Magnetic 11	186773	Lever, Reset 10	195482	Cable Assembly 13
186349	Bracket 11	186830	Bracket 3	195483	Plate 10,12
186406	Lever, Reset 11	186831	Solenoid 3	195563	Lens, Red Pushbutton 12
186408	Modification Kit 11	186832	Bushing, Eccentric 3	195568	Lamp, 6 V 12
186417	Wire, Contact 8	186833	Shaft 3	195614	Pin, Key 13
186419	Lever 8	186834	Lever 3	195965	Tray, Copyholder 12
186435	Spring 2	186874	Cam, Trip 3	198670	Screw w/Lockwasher, 6-40 x 5/16 Hex 12
186436	Spring 10	187008	Wire, Contact 8	303037	Spring, Compression 3
186437	Spring 7,8,9	187009	Cable Assembly 13	305537	Plug, Button 4
186558	Shaft w/Link 10	192191	Knob 12	305706	Shaft w/Link 10
186561	Link w/Hub 10	192538	Plug, Button 4	305707	Arm, Reset 10
186564	Lever 10	195307	Keylever, Repeat 6	305708	Bracket, Solenoid 10
186565	Lever, Reset 10	195309	Lever, Non-Repeat 7	311516	Post 12
186566	Screw, 4-40 Adjusting 10	195312	Lever, Reset 10	312918	Strap 10
186568	Pin 10	195315	Solenoid w/Plunger 10	320410	Terminal, Spade Type 7, 13
186569	Bracket 10	195317	Pin 10	320418	Terminal, Ring Type 13
186579	Solenoid 10	195321	Bracket, Switch 10	321895	Post 3,14
186700	Shaft 3	195322	Switch 10	333588	Lamp, 28V Miniature 12
186701	Plate 3	195332	Bracket, Power Switch 12		
186702	Screw, 6-32 Spl 3	195333	Switch, Pushbutton 12		
186703	Plate, Top Mounting 3				

\*\*Refer to page 1 for finish suffix

33 TYPING UNIT (UP)  
 PARTS

FIGURE	CONTENTS	PAGE	FIGURE	CONTENTS	PAGE
1	Platen Mechanism-Friction Feed	2	24	Line Feed Function Lever Mechanism	23
2	Paper Handling Mechanism-Friction Feed	3	25	Function Levers	24
3	Platen Mechanism-Sprocket Feed	4	26	Function Levers (Continued)	25
4	Platen Mechanism-Sprocket Feed (Continued)	5	27	185971 Modification Kit to Provide Printer With an End-of-Line Bell to Ring on Approximately the 62nd Character	26
5	Ribbon Feed Mechanism	6	28	185991 Modification Kit to Provide Controlled Single or Double Line Feed Feature on Friction Feed Printer	26
6	Carriage Upper Plate Mechanism	7	29	Typewheel Chart	27
7	Carriage Lower Plate Mechanism	8	30	Typewheel Chart (Continued)	28
8	Carriage Power Bail Mechanism	9	31	Typewheel Chart (Continued)	29
9	Carriage Drive Bail Mechanism	10	32	Formout Mechanism-Sprocket Feed	30
10	Main Shaft Mechanism-Friction Feed	11	33	Later Design Formout Mechanism- Sprocket Feed	31
11	Main Shaft Mechanism-Sprocket Feed	12	34	Formout Contact - Sprocket Feed	31
12	182015 Clutch Trip Lever Assembly	13	35	Solenoid Print-Nonprint Reset Mechanism	32
13	Codebar Basket Mechanism	14	36	Base	33
14	Function Box Mechanism	15	37	Sub Bases	34
15	Function Shaft Mechanism	16	38	Motors	35
16	Selector Frame Mechanism	17	39	Electrical Components	36
17	Clutch and Camsleeve Mechanism	18	40	Cable Components	37
18	Distributor Clutch Mechanism	19		Numerical Index	38
19	Trip Shaft Mechanism	20			
20	182964 Drive Arm Assembly	21			
21	Clutch Trip Mechanism	21			
22	Answer-Back Drum Mechanism	22			
23	Answer-Back Trip Magnet Mechanism	22			



③ Orders received for the cancelled 181034 Platen will be filled with the 186665 Set of Parts.

① See note 3 in Figure 8  
 ② 186665 Set of Parts

FIGURE 1. PLATEN MECHANISM - FRICTION FEED

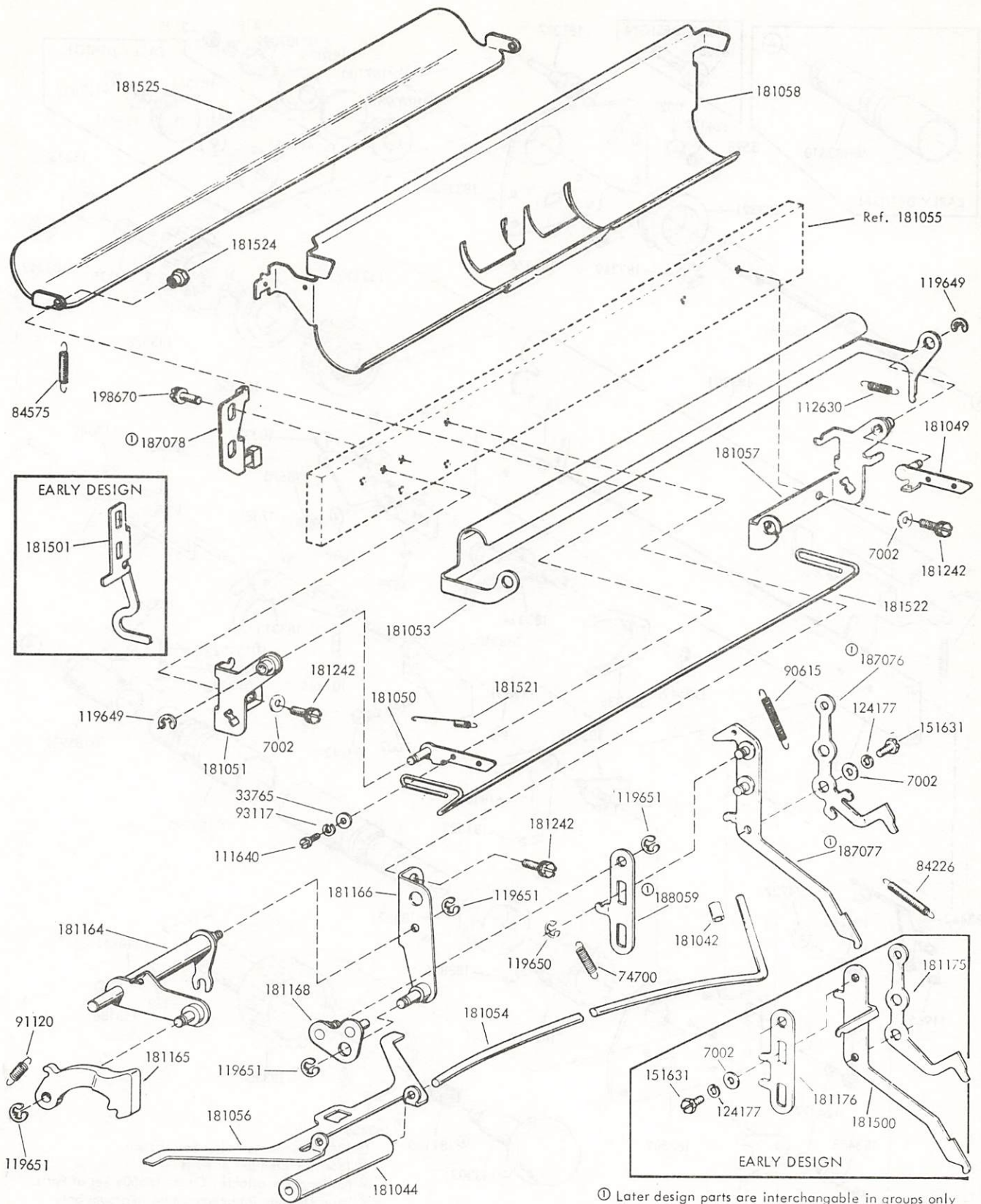


FIGURE 2. PAPER HANDLING MECHANISM - FRICTION FEED

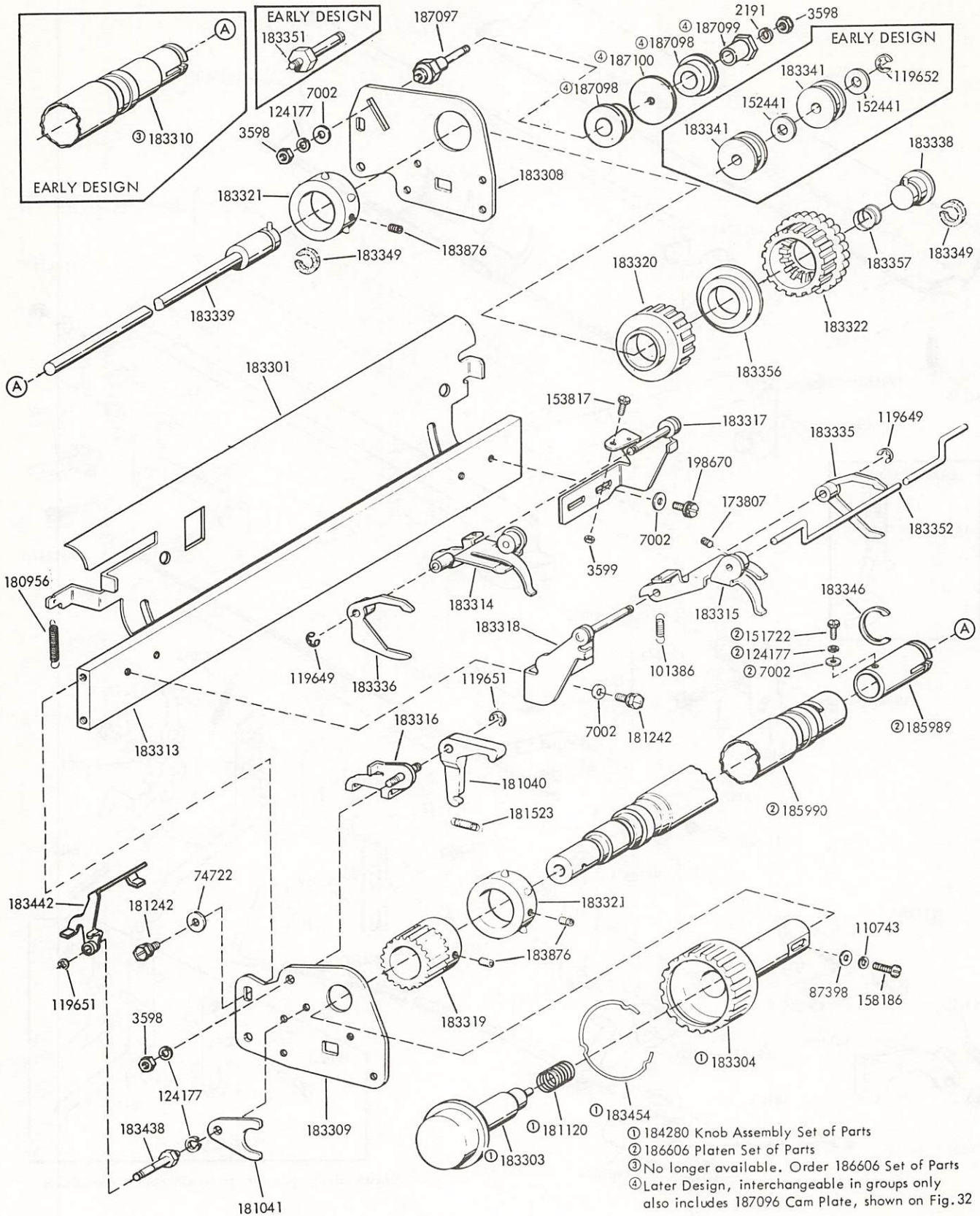


FIGURE 3. PLATEN MECHANISM - SPROCKET FEED

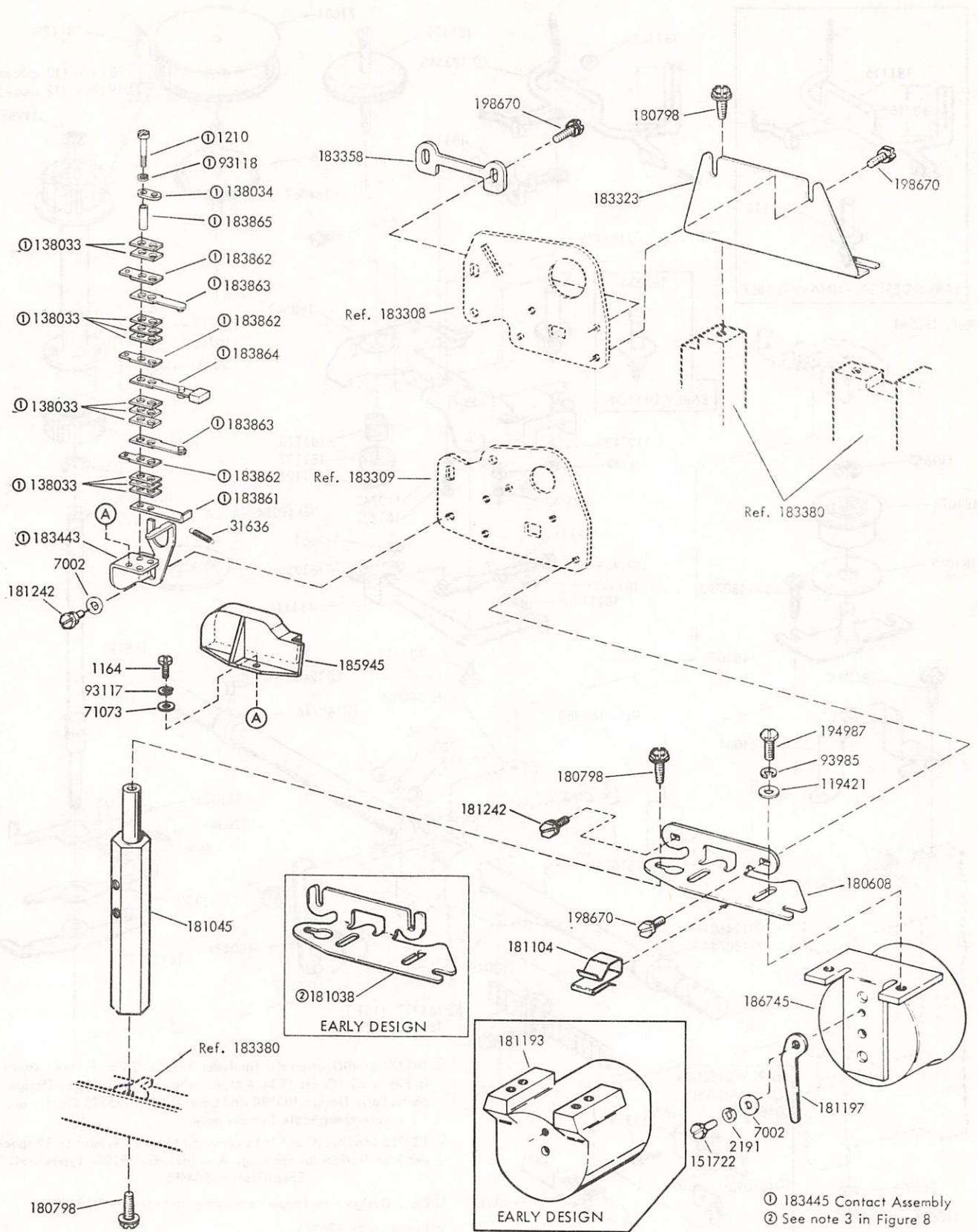


FIGURE 4. PLATEN MECHANISM - SPROCKET FEED (CONTINUED)

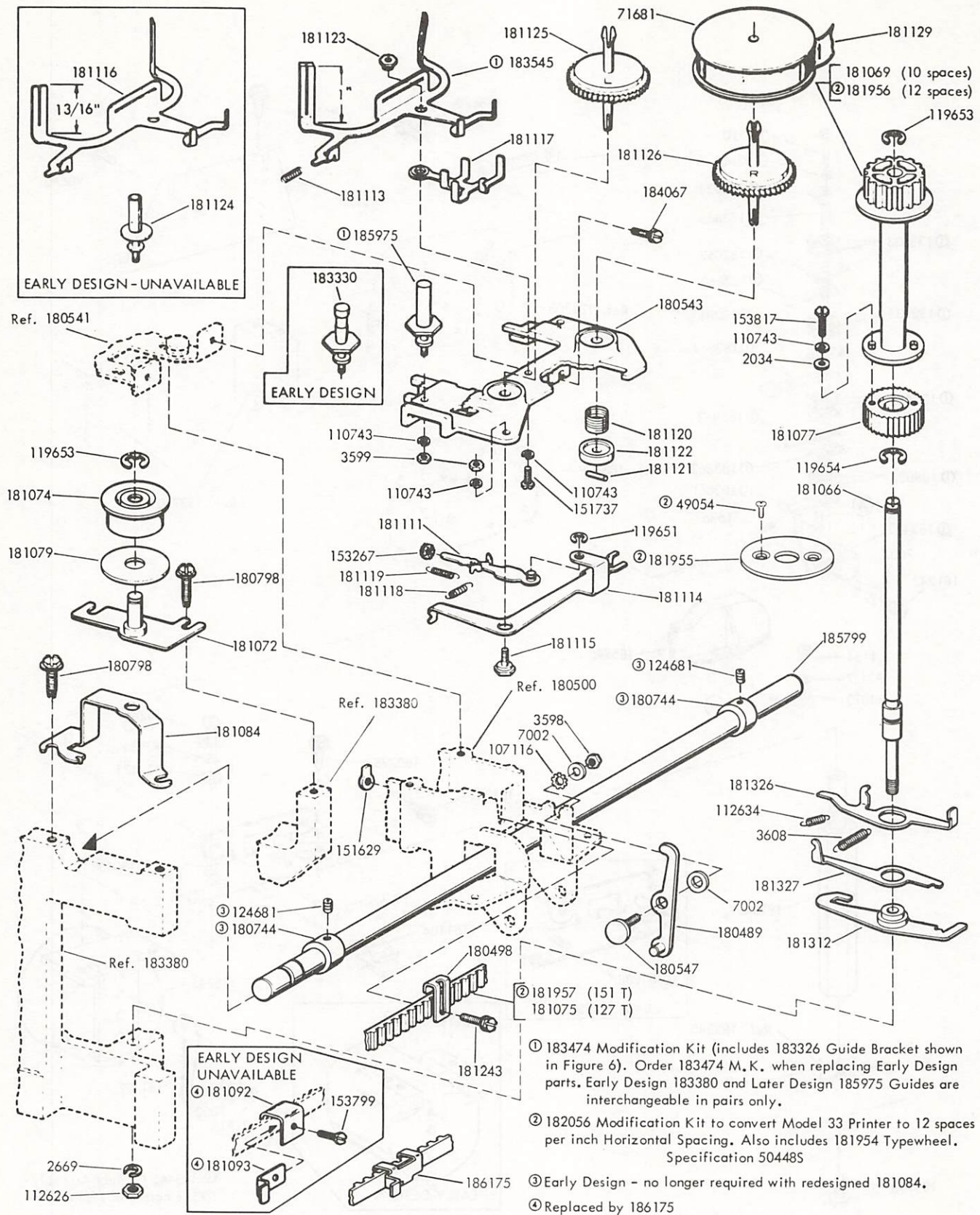
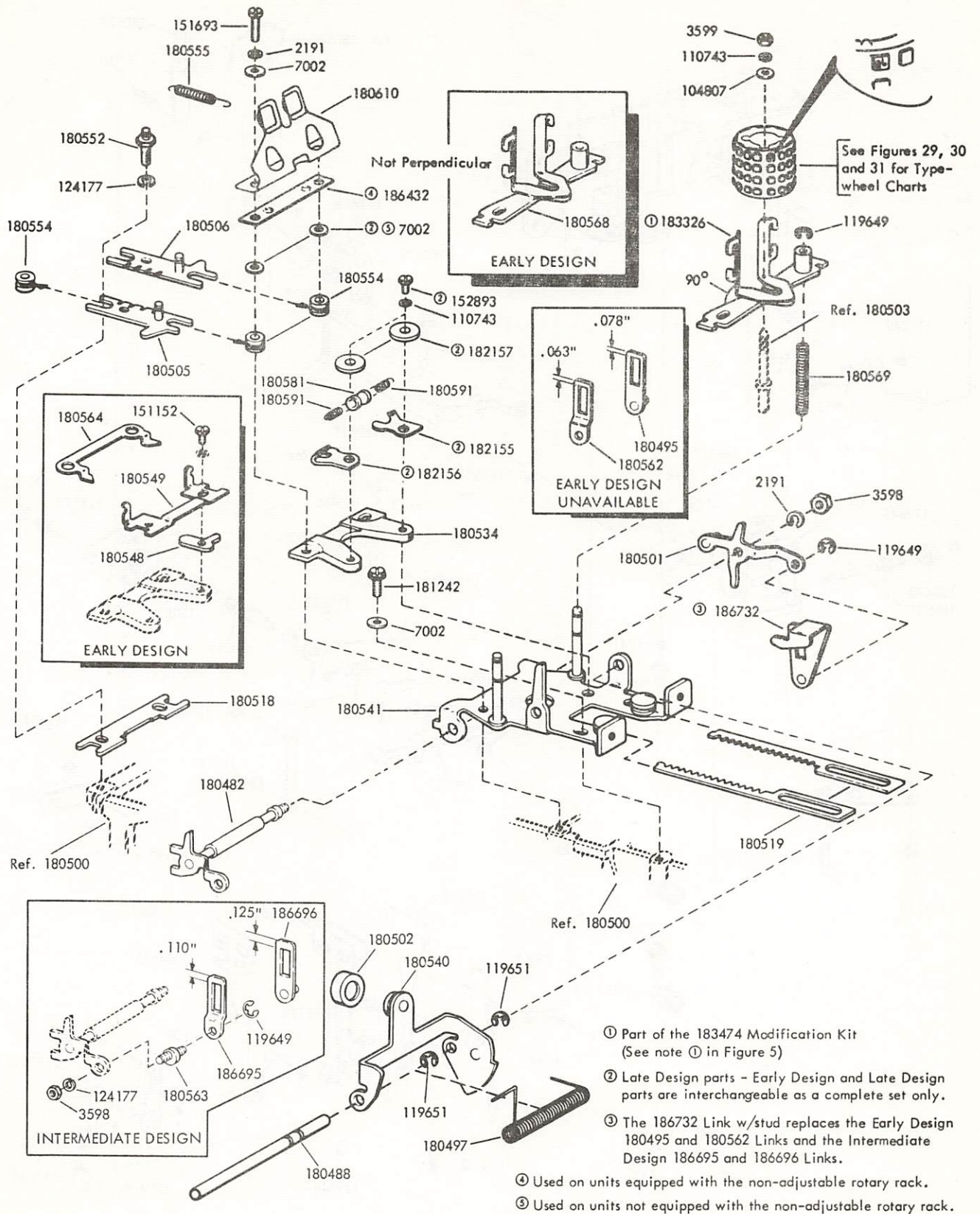


FIGURE 5. RIBBON FEED MECHANISM



- ① Part of the 183474 Modification Kit (See note ① in Figure 5)
- ② Late Design parts - Early Design and Late Design parts are interchangeable as a complete set only.
- ③ The 186732 Link w/stud replaces the Early Design 180495 and 180562 Links and the Intermediate Design 186695 and 186696 Links.
- ④ Used on units equipped with the non-adjustable rotary rack.
- ⑤ Used on units not equipped with the non-adjustable rotary rack.

FIGURE 6. CARRIAGE UPPER PLATE MECHANISM

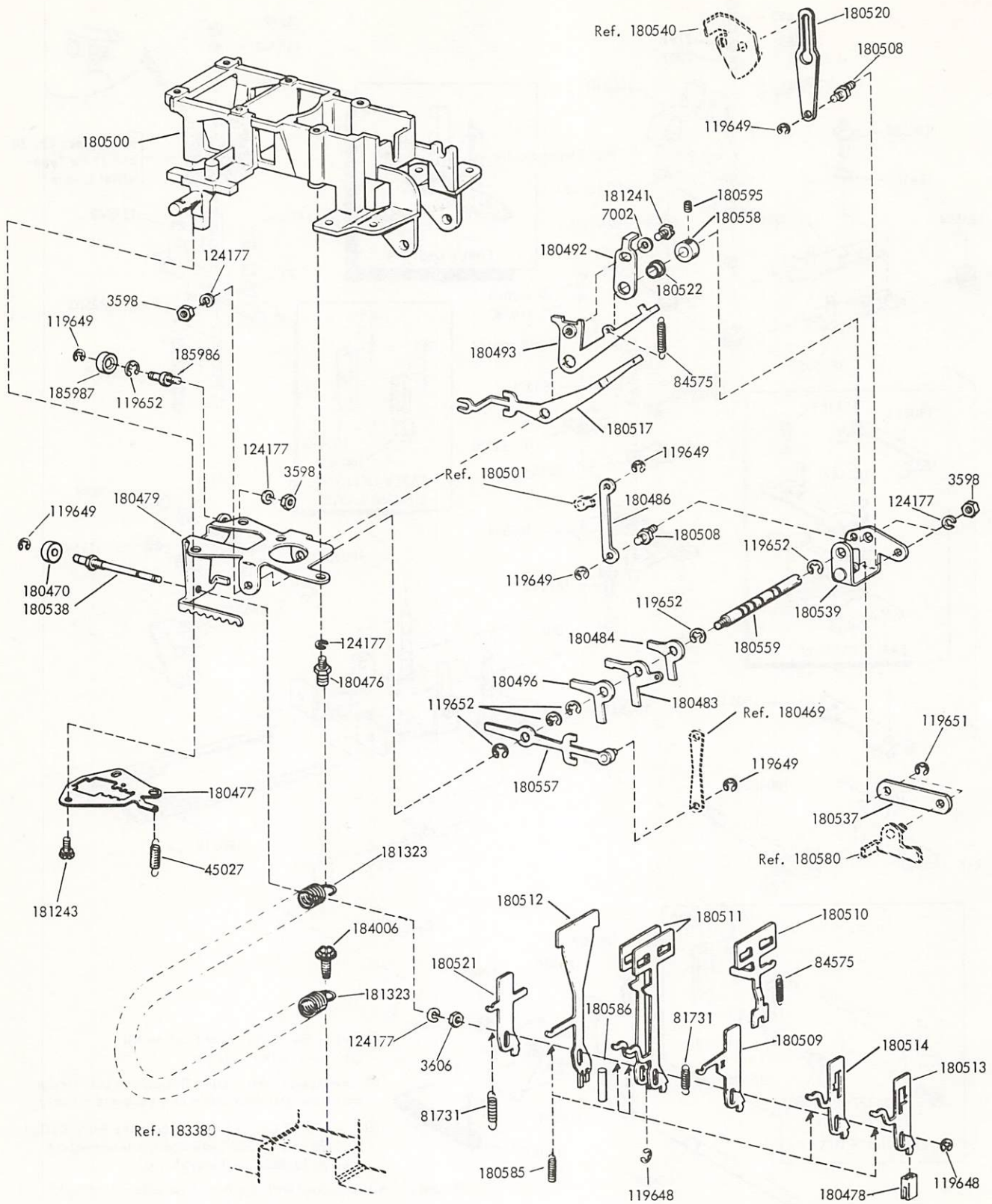


FIGURE 7. CARRIAGE LOWER PLATE MECHANISM

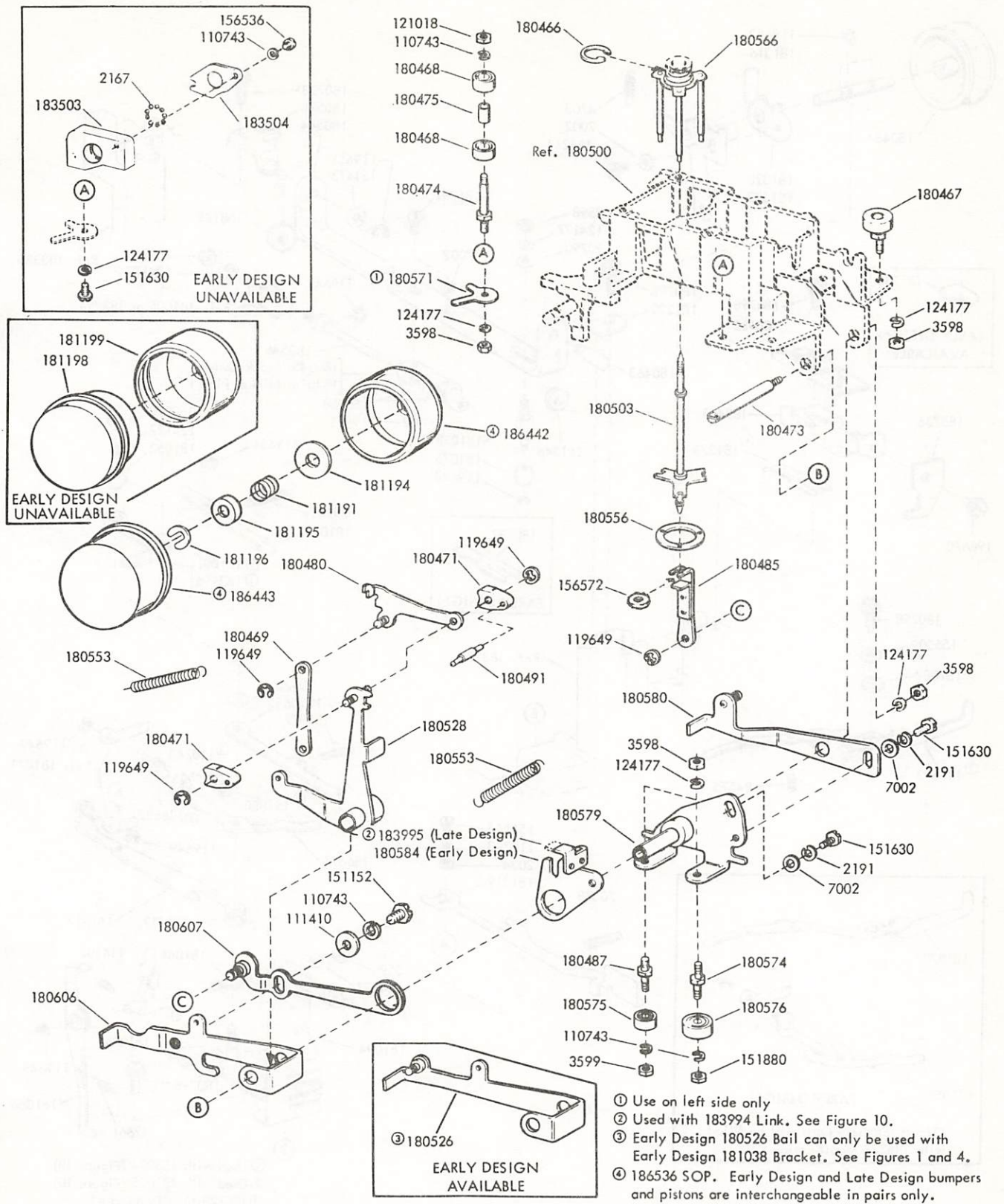


FIGURE 8. CARRIAGE POWER BAIL MECHANISM

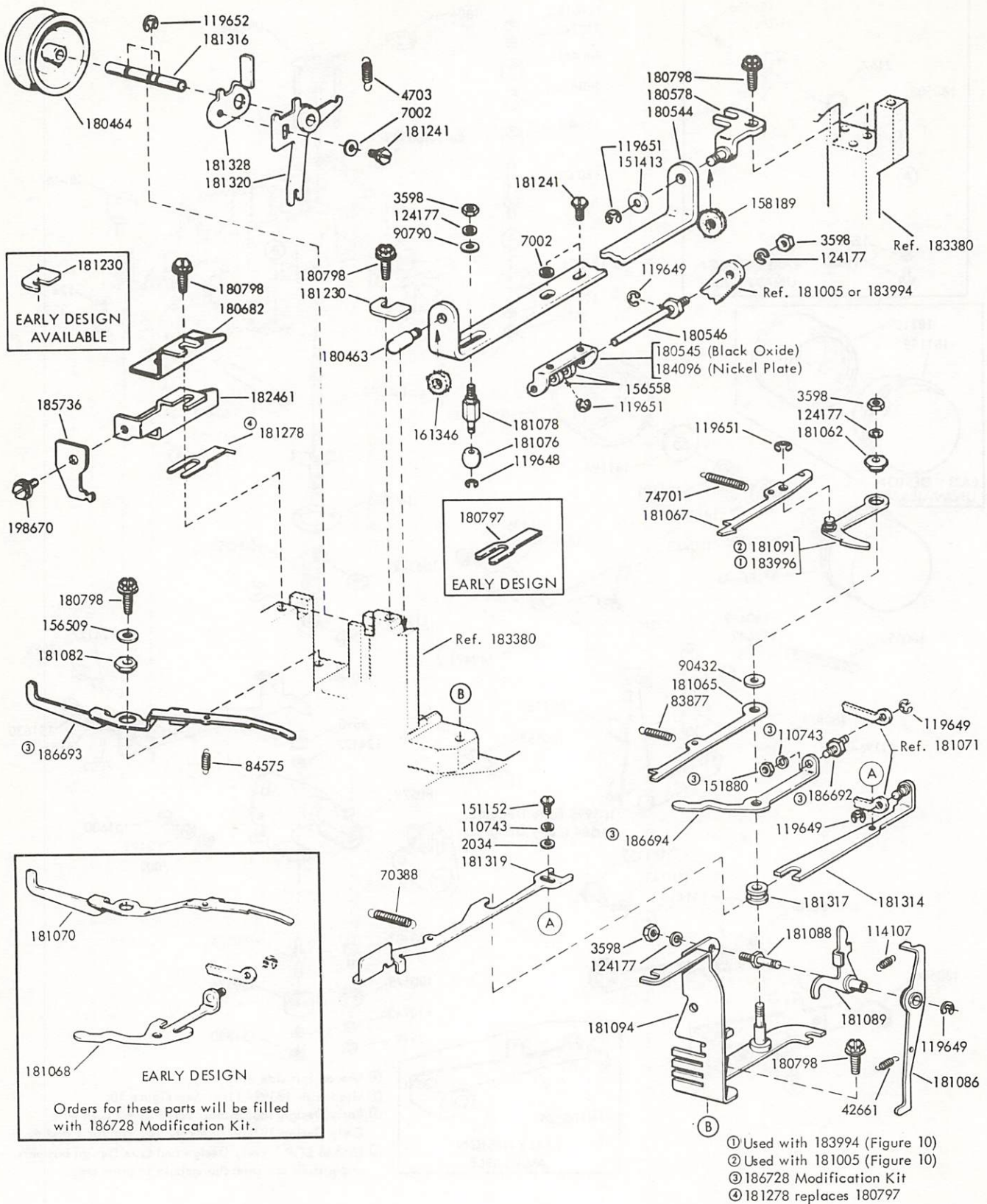


FIGURE 9. CARRIAGE DRIVE BAIL MECHANISM

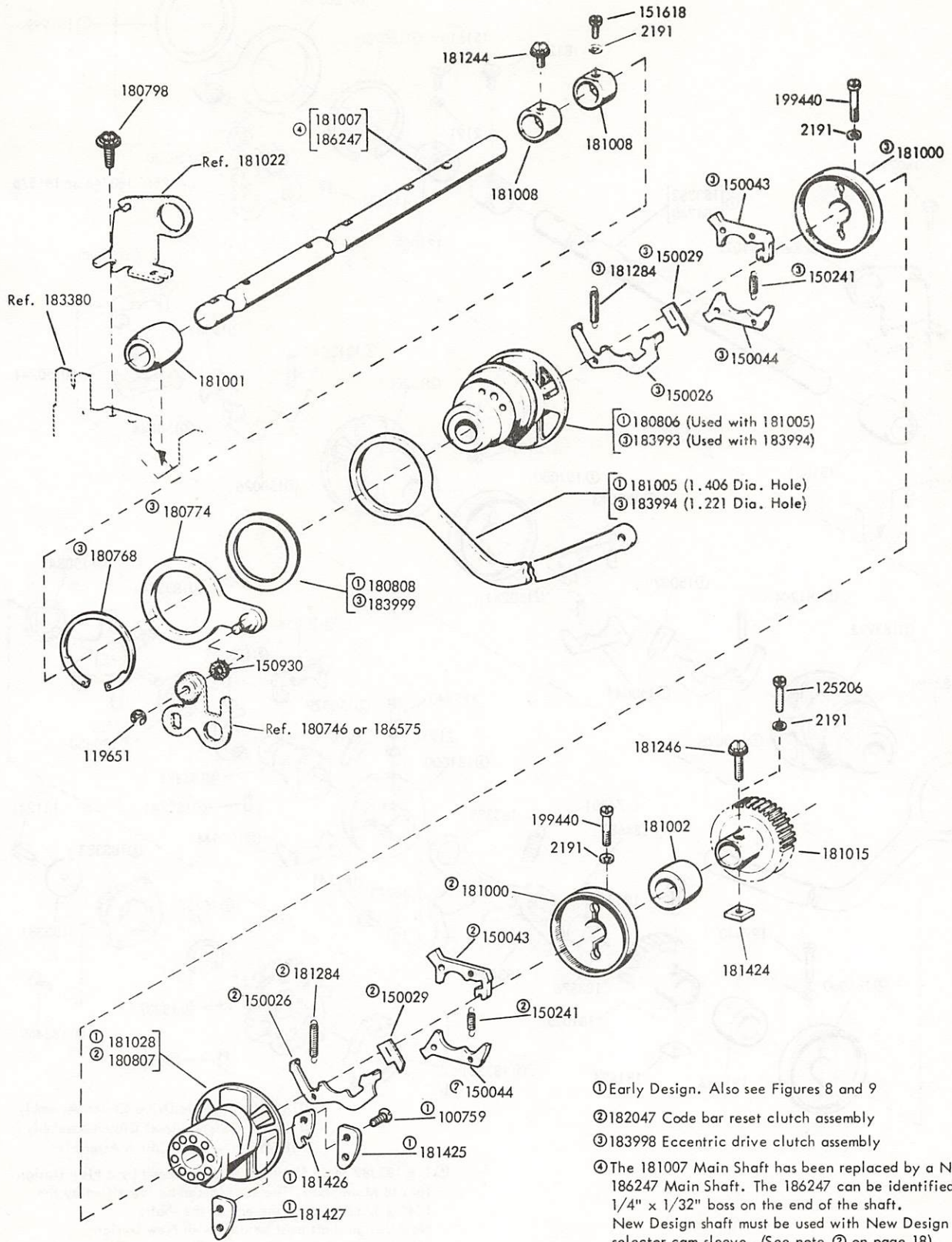


FIGURE 10. MAIN SHAFT MECHANISM - FRICTION FEED

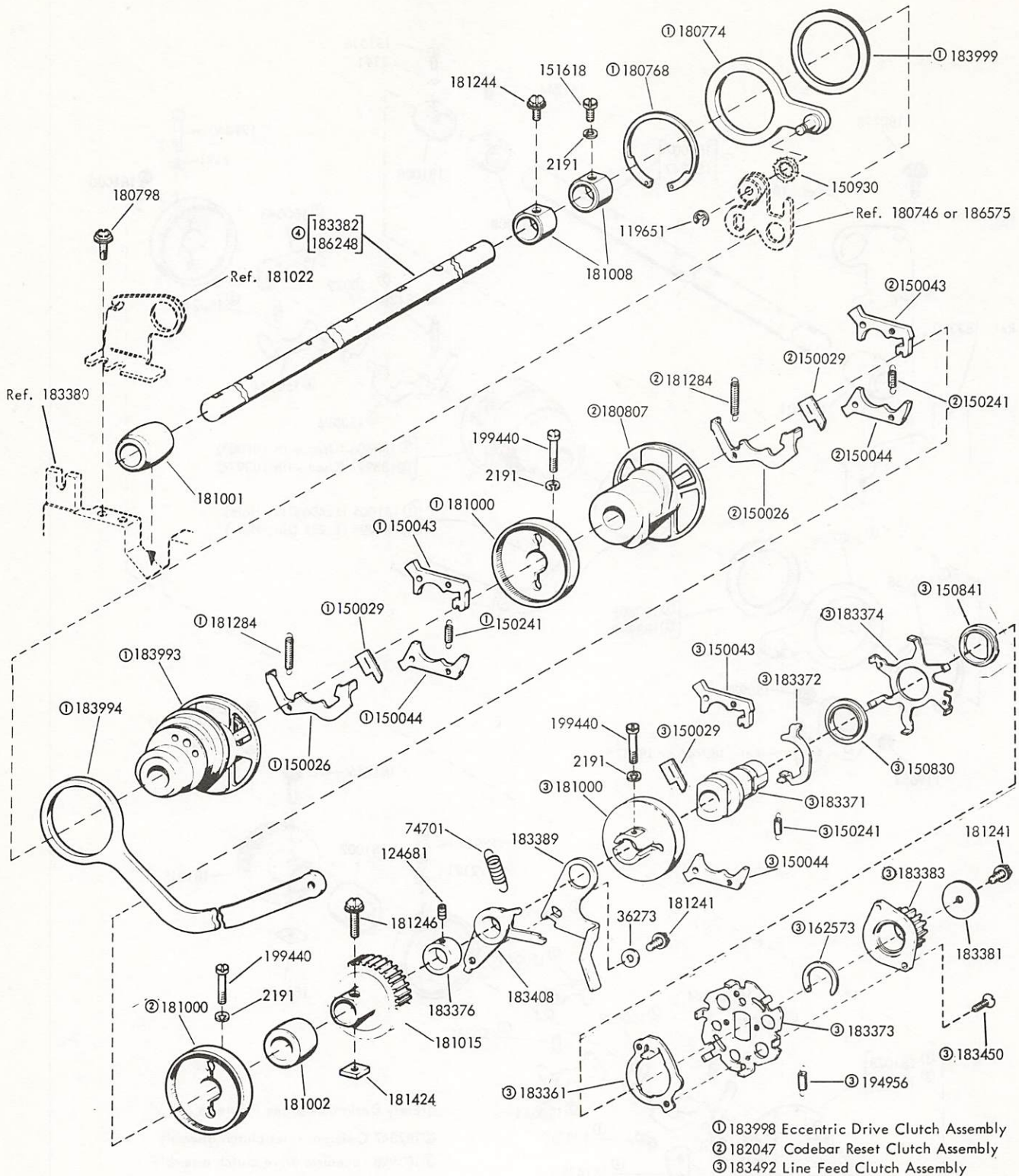


FIGURE 11. MAIN SHAFT MECHANISM - SPROCKET FEED

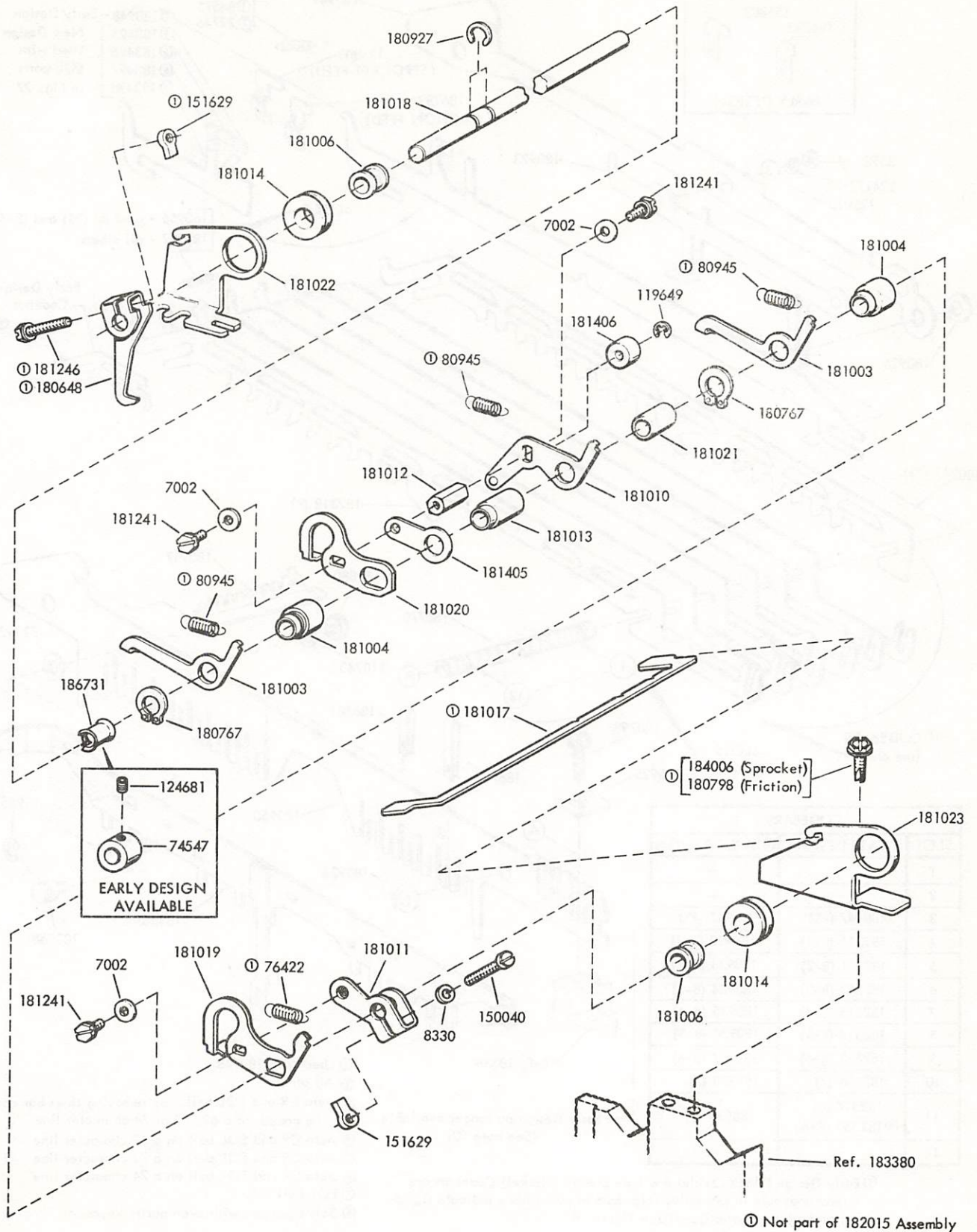


FIGURE 12. 182015 CLUTCH TRIP LEVER ASSEMBLY

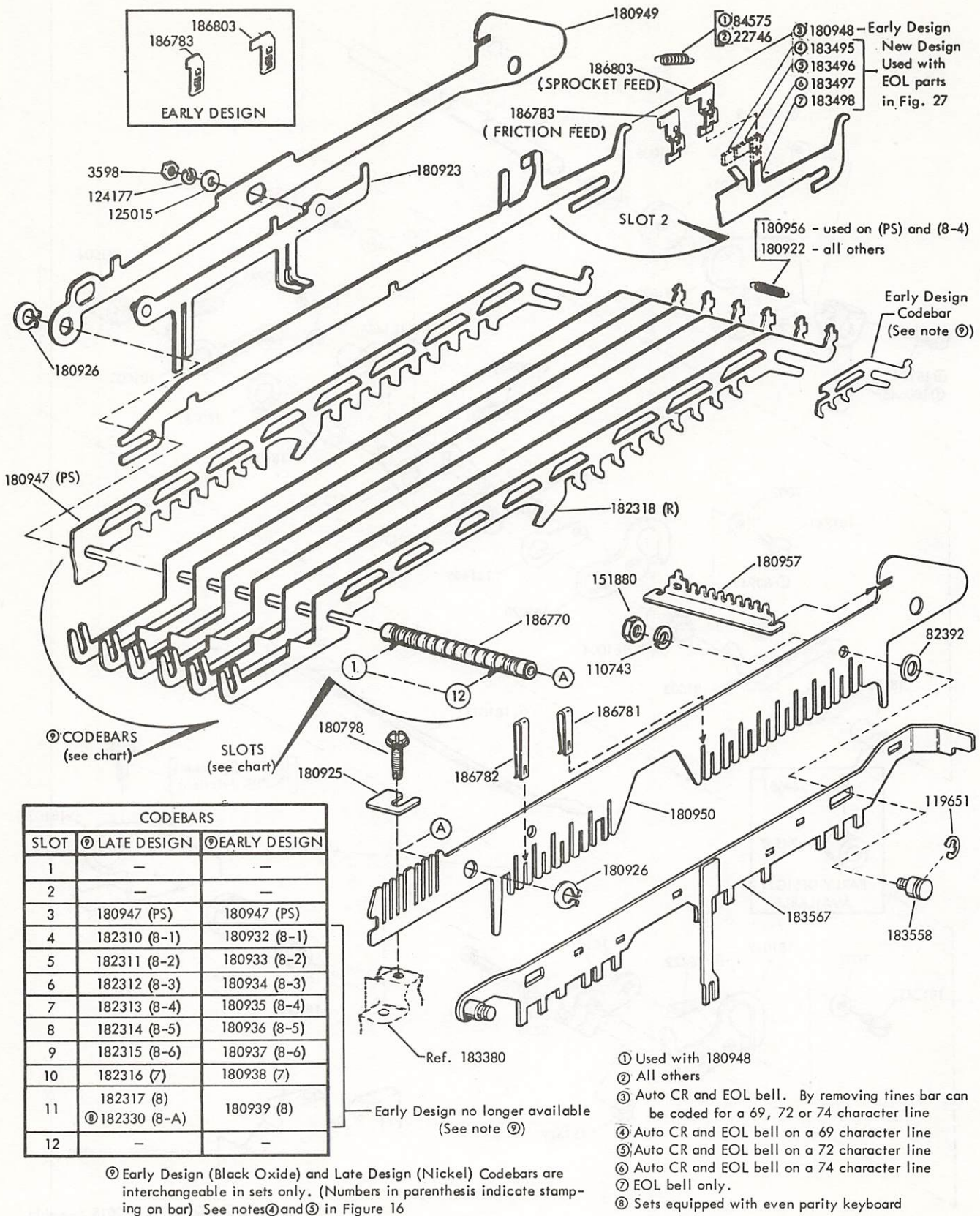
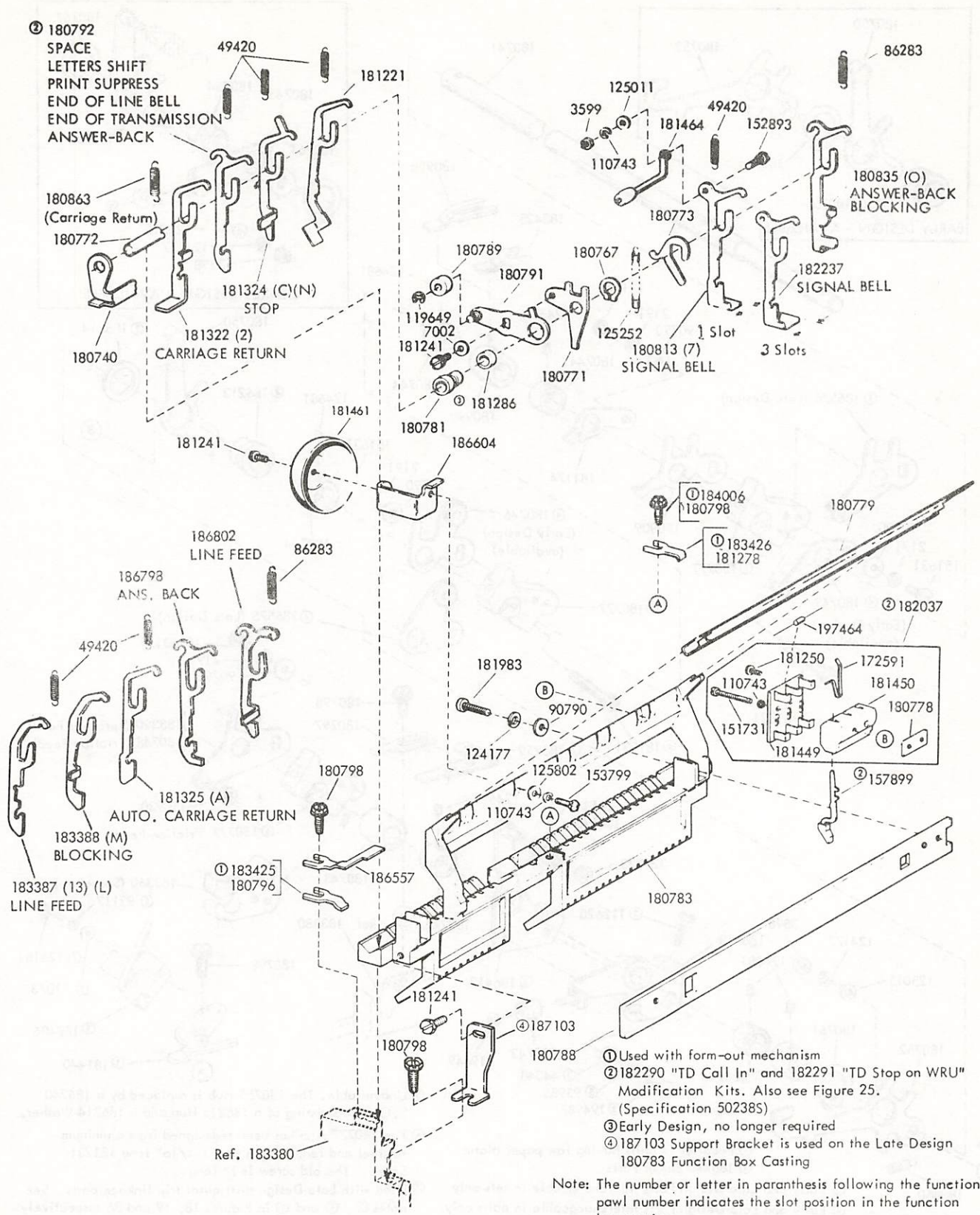


FIGURE 13. CODEBAR BASKET MECHANISM



- ① Used with form-out mechanism
- ② 182290 "TD Call In" and 182291 "TD Stop on WRU" Modification Kits. Also see Figure 25. (Specification 50238S)
- ③ Early Design, no longer required
- ④ 187103 Support Bracket is used on the Late Design 180783 Function Box Casting

Note: The number or letter in paranthesis following the function pawl number indicates the slot position in the function box casting.

FIGURE 14. FUNCTION BOX MECHANISM



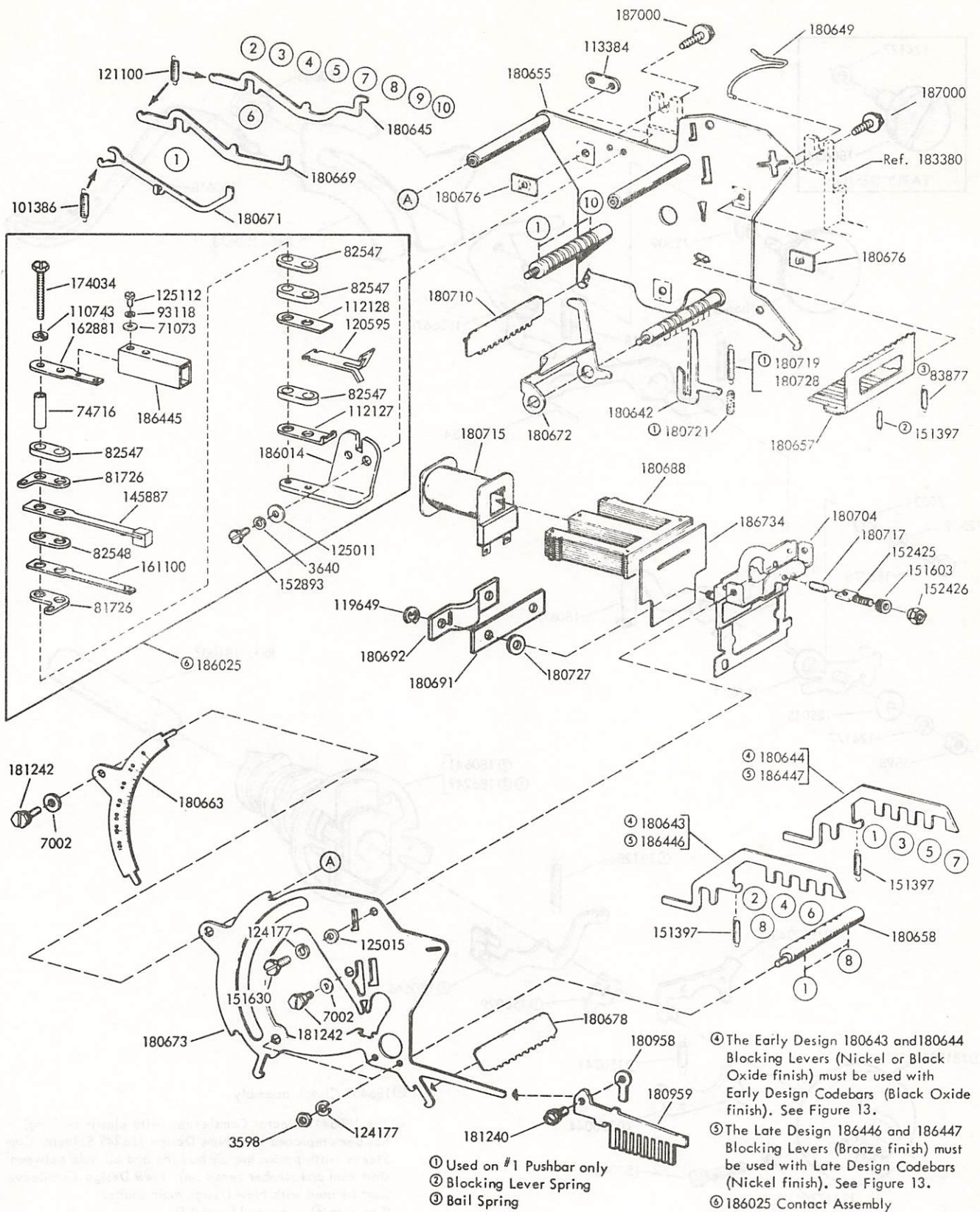


FIGURE 16. SELECTOR FRAME MECHANISM

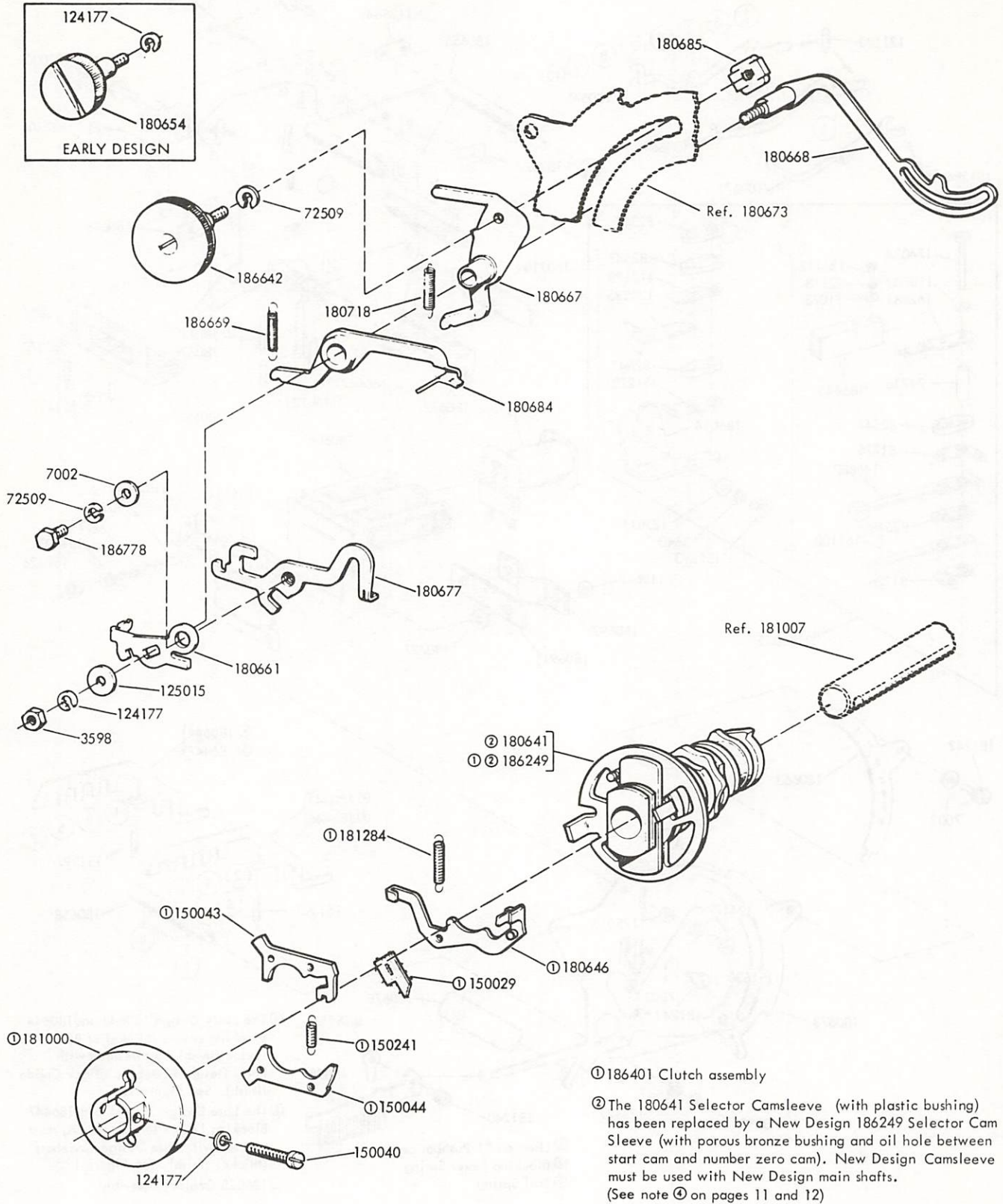


FIGURE 17. CLUTCH AND CAMSLEEVE MECHANISM

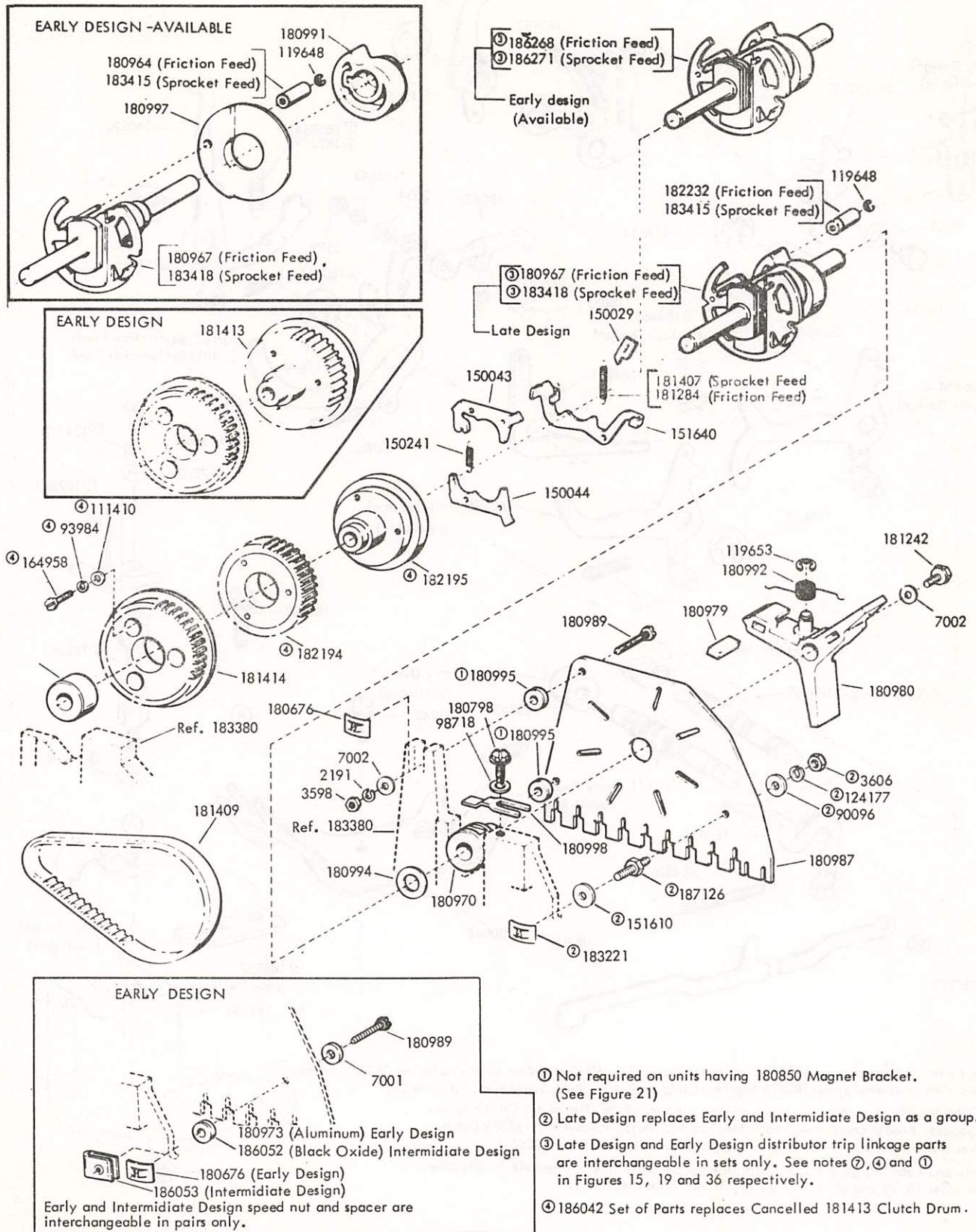
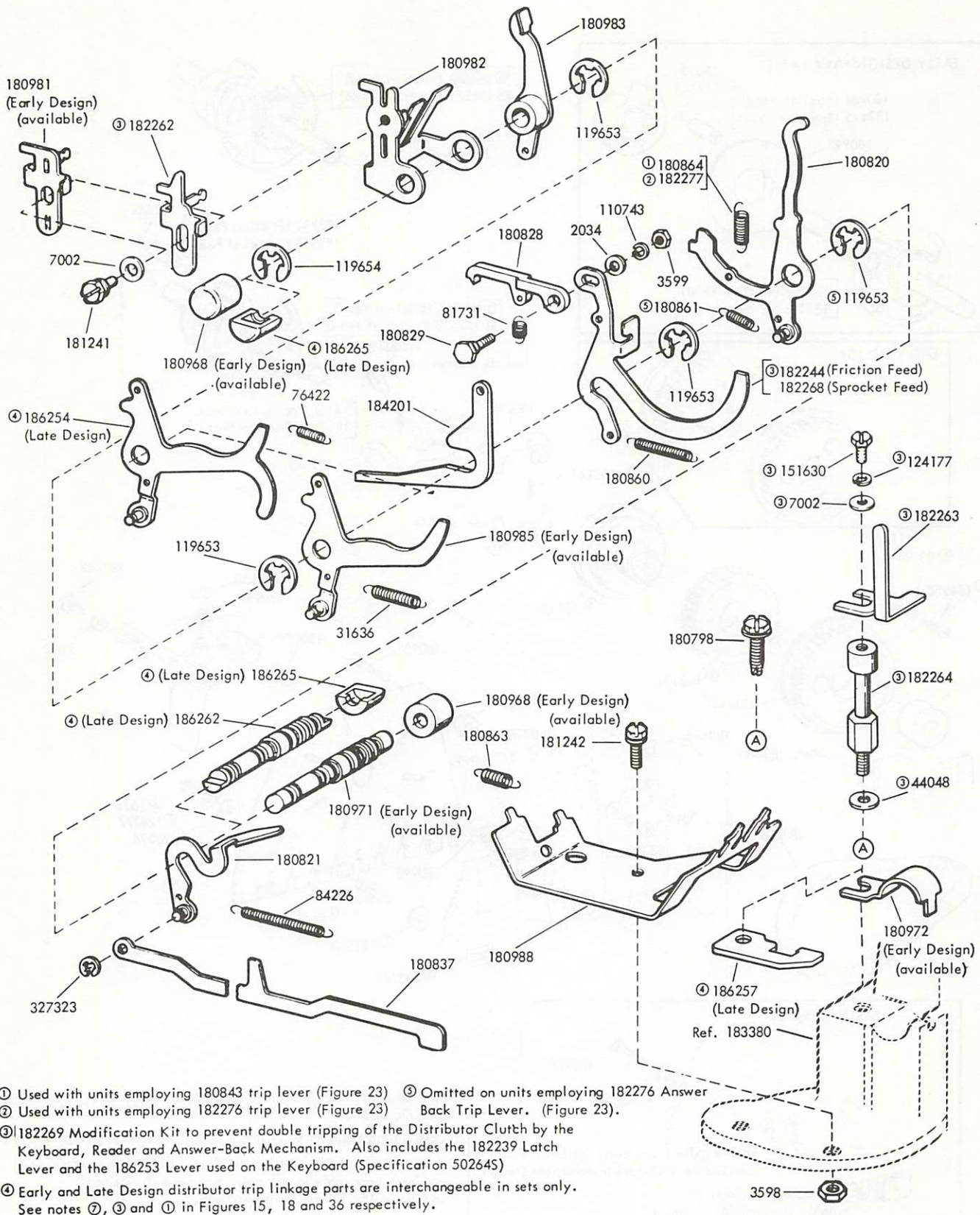


FIGURE 18. DISTRIBUTOR CLUTCH MECHANISM



- ① Used with units employing 180843 trip lever (Figure 23)
- ② Used with units employing 182276 trip lever (Figure 23)
- ③ 182269 Modification Kit to prevent double tripping of the Distributor Clutch by the Keyboard, Reader and Answer-Back Mechanism. Also includes the 182239 Latch Lever and the 186253 Lever used on the Keyboard (Specification 502645)
- ④ Early and Late Design distributor trip linkage parts are interchangeable in sets only. See notes ②, ③ and ① in Figures 15, 18 and 36 respectively.
- ⑤ Omitted on units employing 182276 Answer Back Trip Lever. (Figure 23).

FIGURE 19. TRIP SHAFT MECHANISM

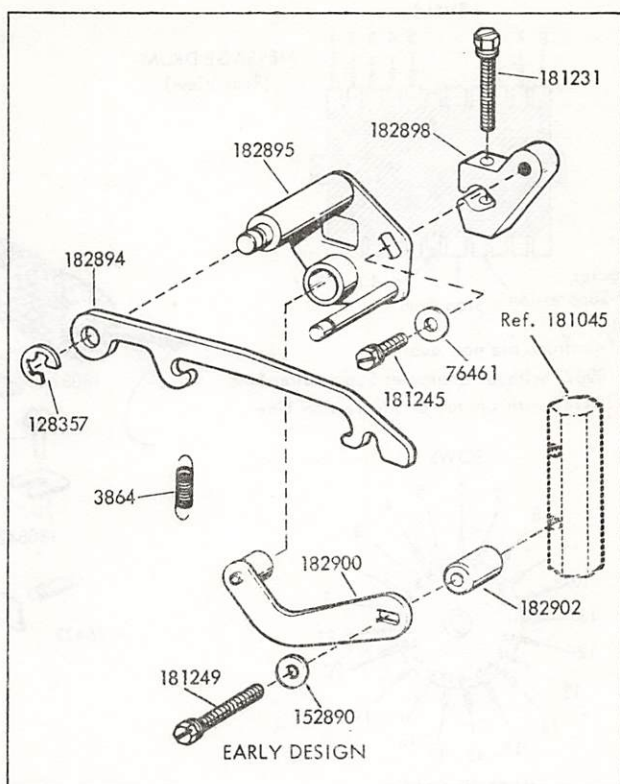
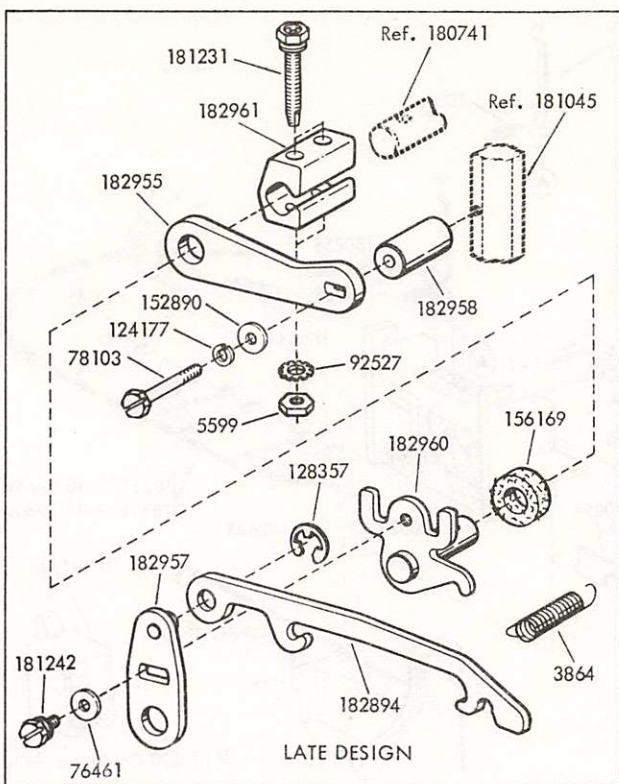


FIGURE 20. 182964 DRIVE ARM ASSEMBLY

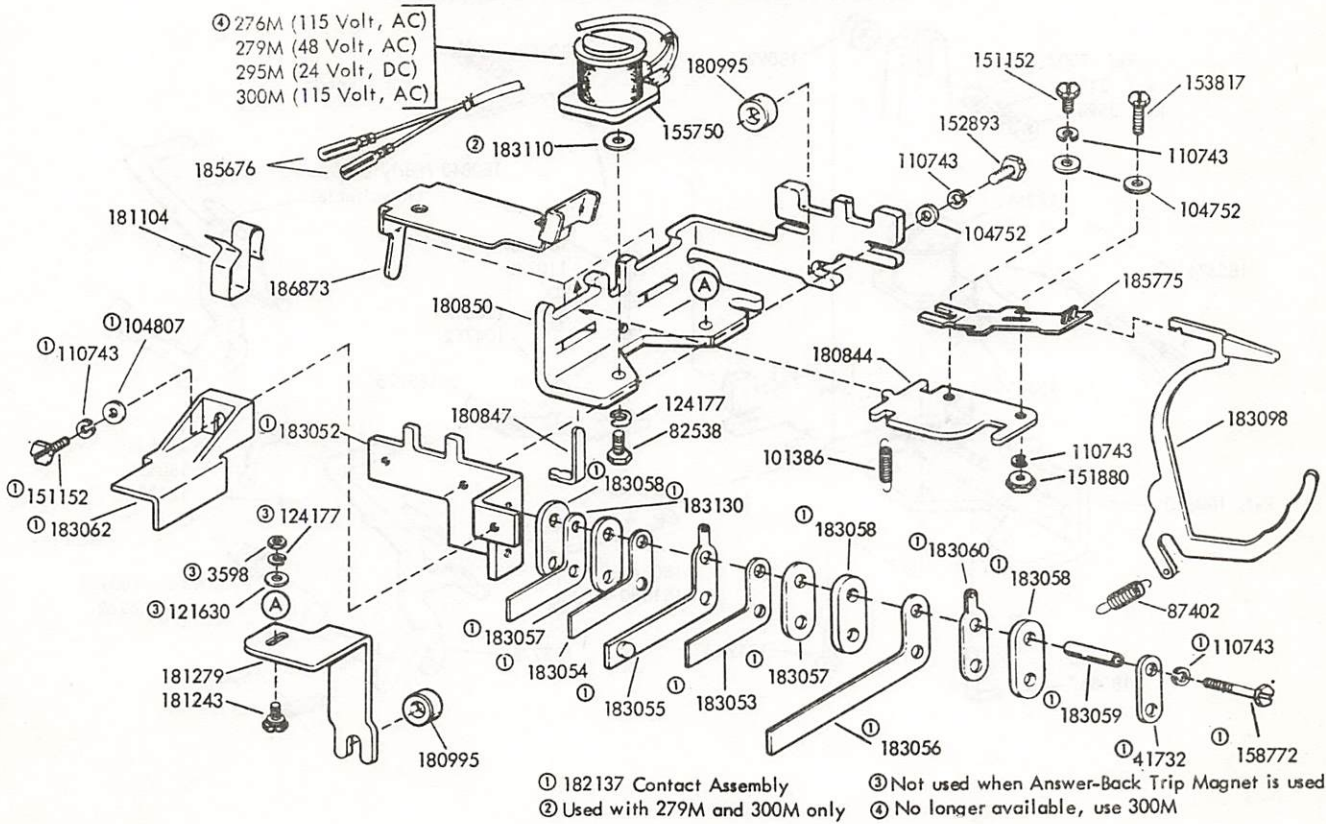


FIGURE 21. CLUTCH TRIP MECHANISM

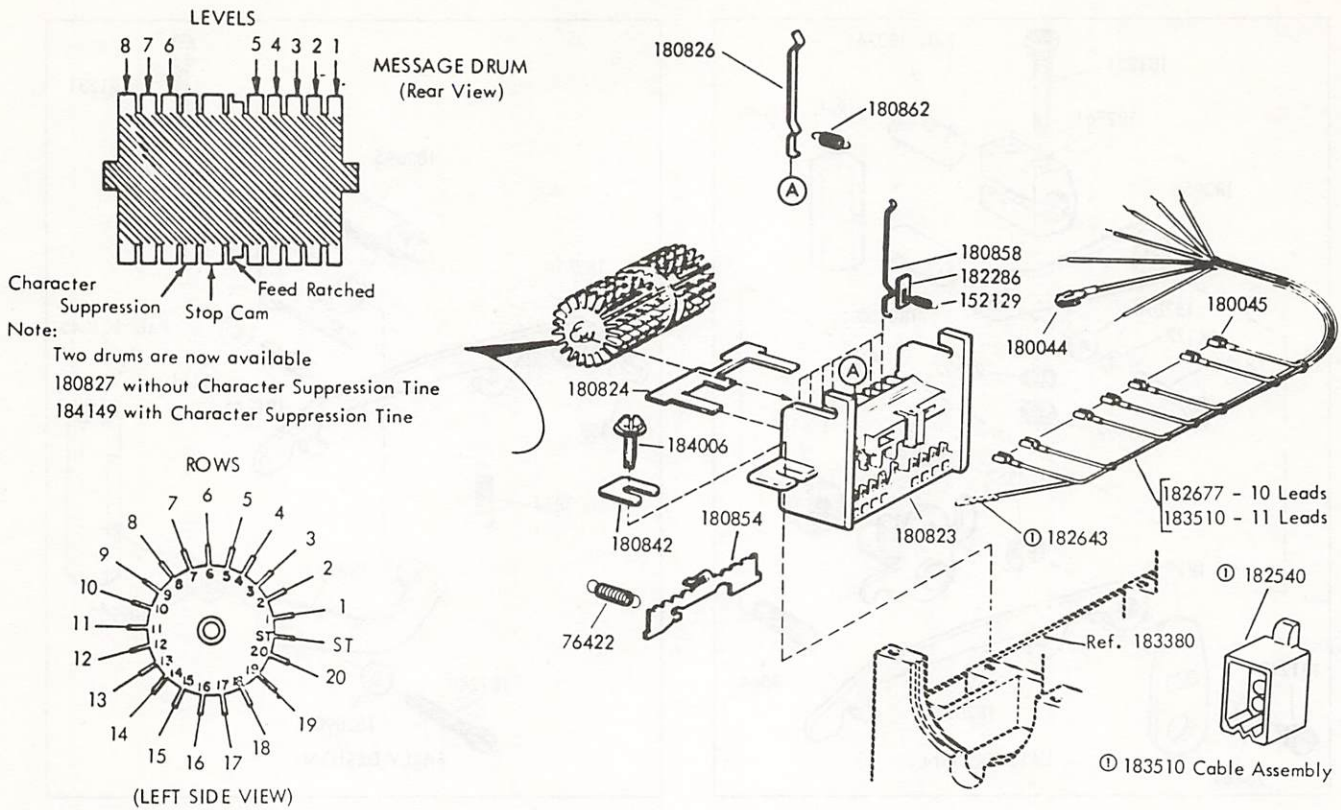


FIGURE 22. ANSWER-BACK DRUM MECHANISM

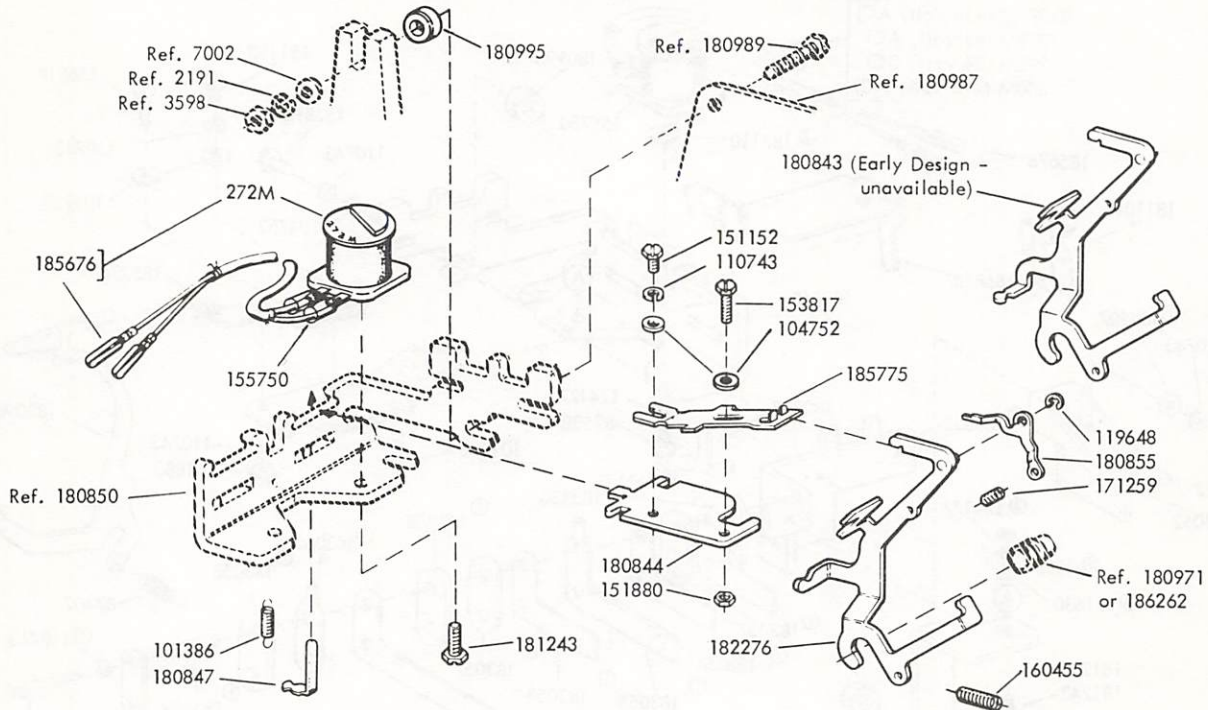
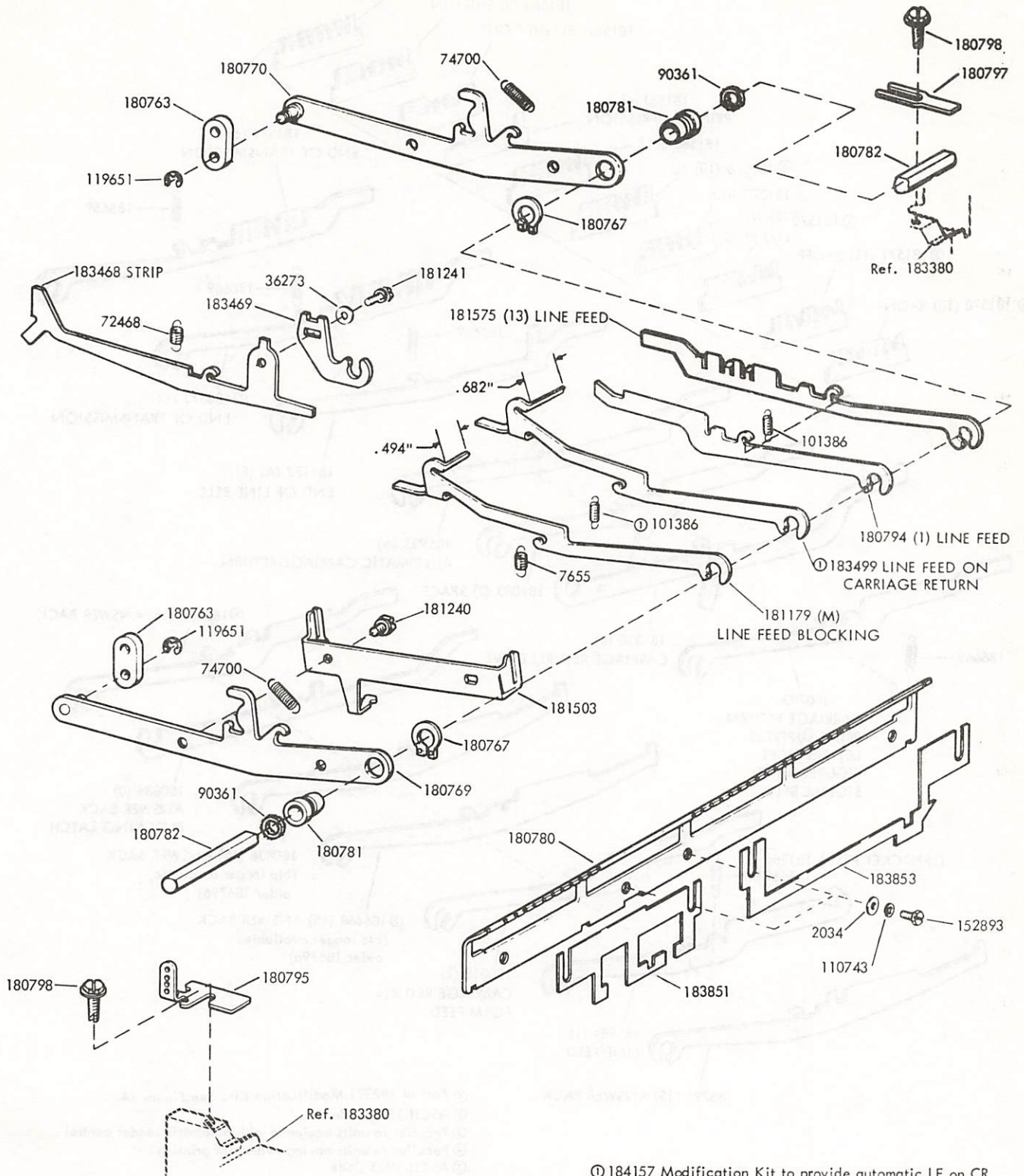


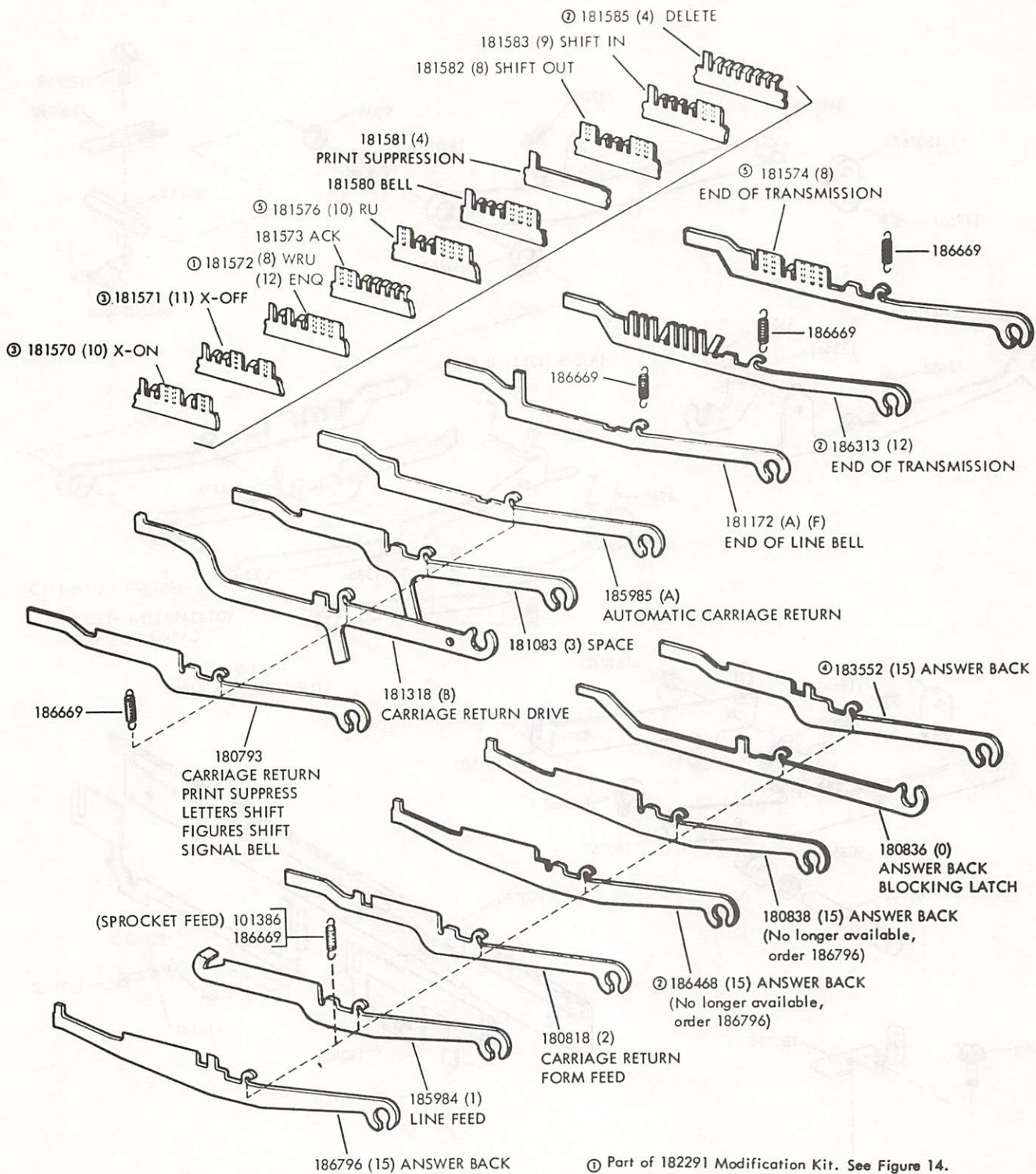
FIGURE 23. ANSWER-BACK TRIP MAGNET MECHANISM



Ⓞ 184157 Modification Kit to provide automatic LF on CR  
Specification 50413S

Number or letter in parenthesis ( ) indicates slot Function Levers may occupy.

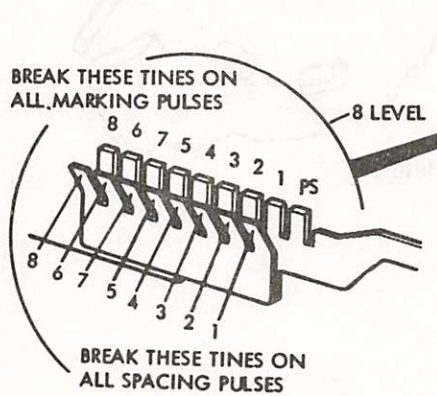
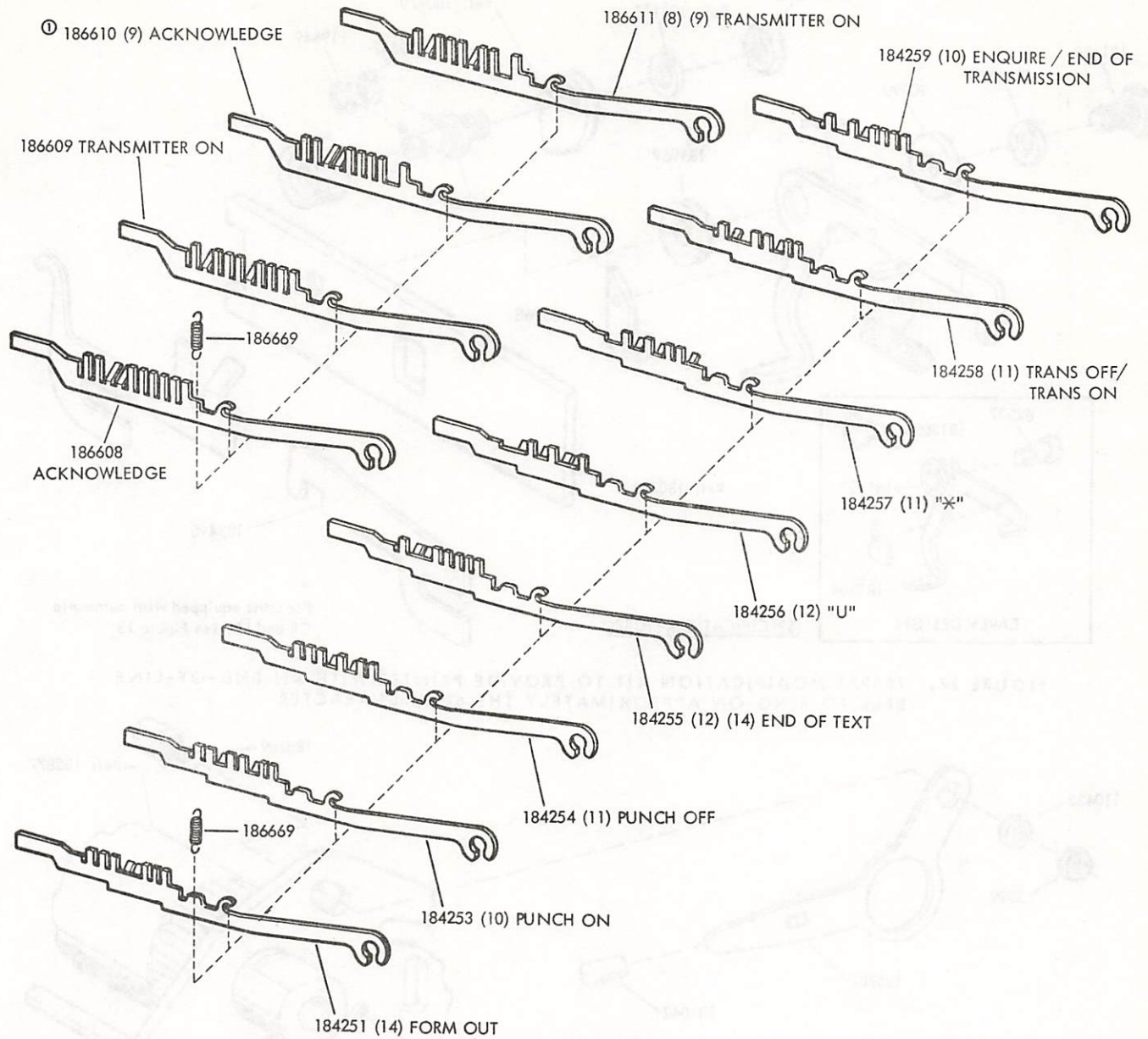
FIGURE 24. LINE FEED FUNCTION LEVER MECHANISM



- ① Part of 182291 Modification Kit. See Figure 14.
- ② ASCII 1967 Code
- ③ Peculiar to units equipped with automatic reader control
- ④ Peculiar to units having two-color printing
- ⑤ ASCII 1963 Code

NOTE: Number or letter in parenthesis ( ) indicates slot Function Lever may occupy.

FIGURE 25. FUNCTION LEVERS



① ASCII 1967 Code

Coding a 180801 Uncoded Universal Function Lever, To perform a special function or contact closure, is to be done before installation of part. For 8 level usage starting at pivoted end, the tines are numbered 8,6,7,5,4,3,2,1 and PS, tines 6 and 7 are not in numerical order. Choose the code combination the lever is to respond to. Note marking pulses. Break off the straight tines whose number corresponds to the marking pulses. Break off the bent tines whose number corresponds to the spacing pulses.

PS-Refers to Print Suppression and is broken off when printing is desired.

On eight level codes, break both tines on position 8 unless respond to parity level (8th) is required.

Note: Number or letter in parenthesis ( ) indicates slot Function Lever may occupy.

FIGURE 26. FUNCTION LEVERS (CONTINUED)

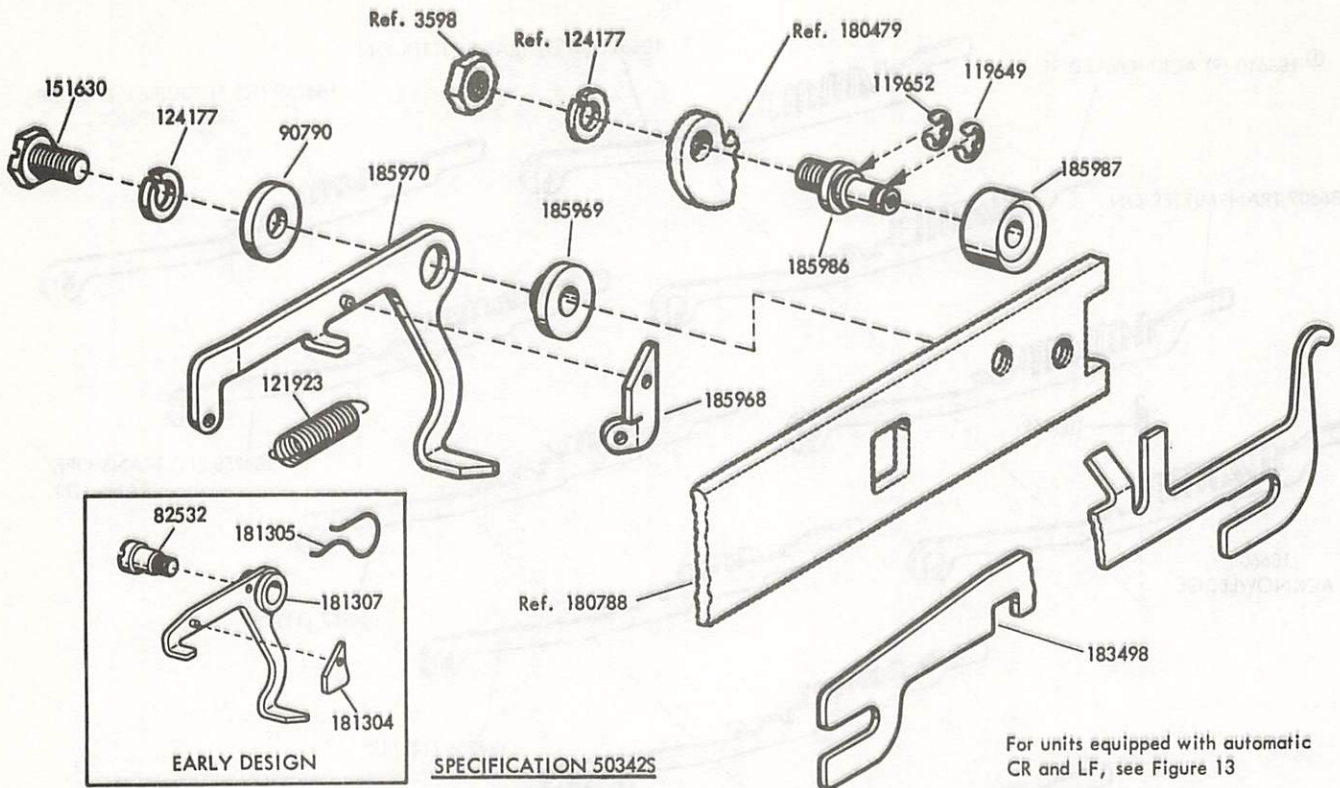


FIGURE 27. 185971 MODIFICATION KIT TO PROVIDE PRINTER WITH AN END-OF-LINE BELL TO RING ON APPROXIMATELY THE 62ND CHARACTER

For units equipped with automatic CR and LF, see Figure 13

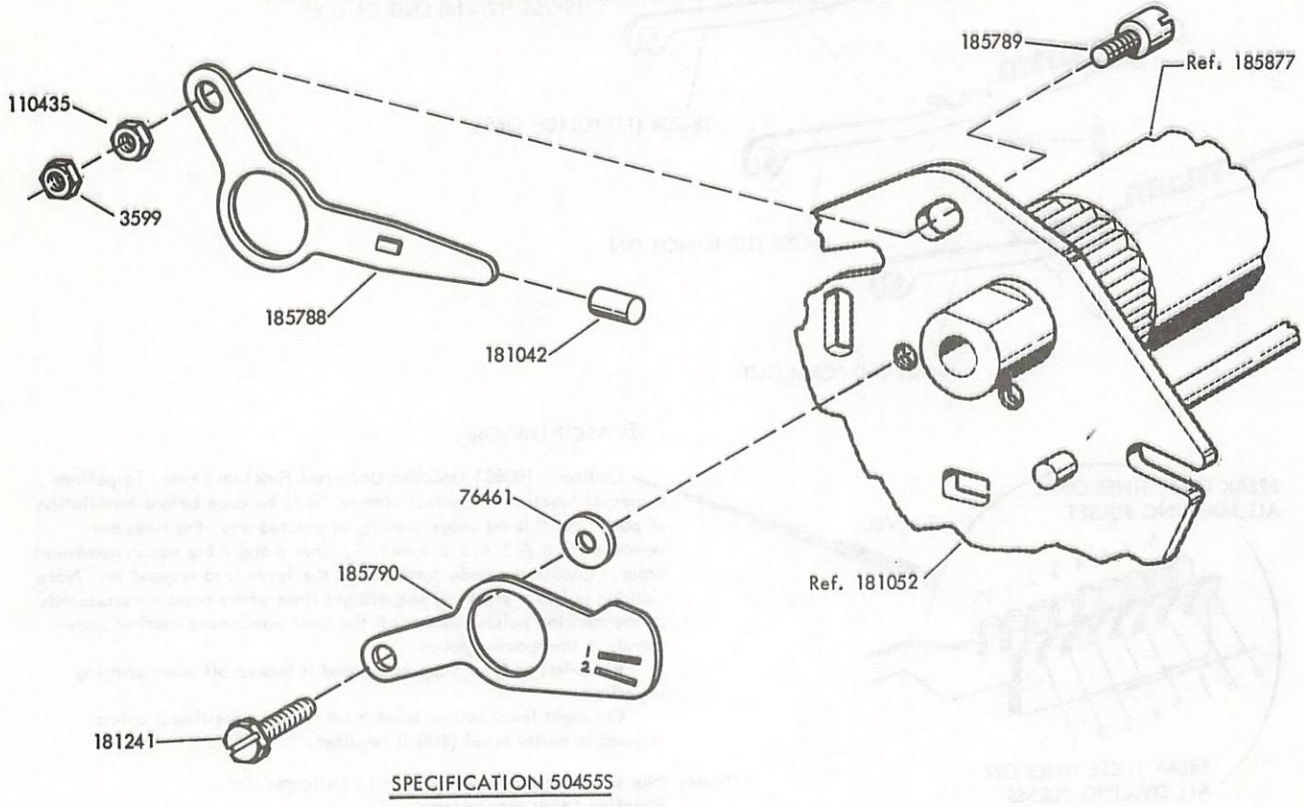


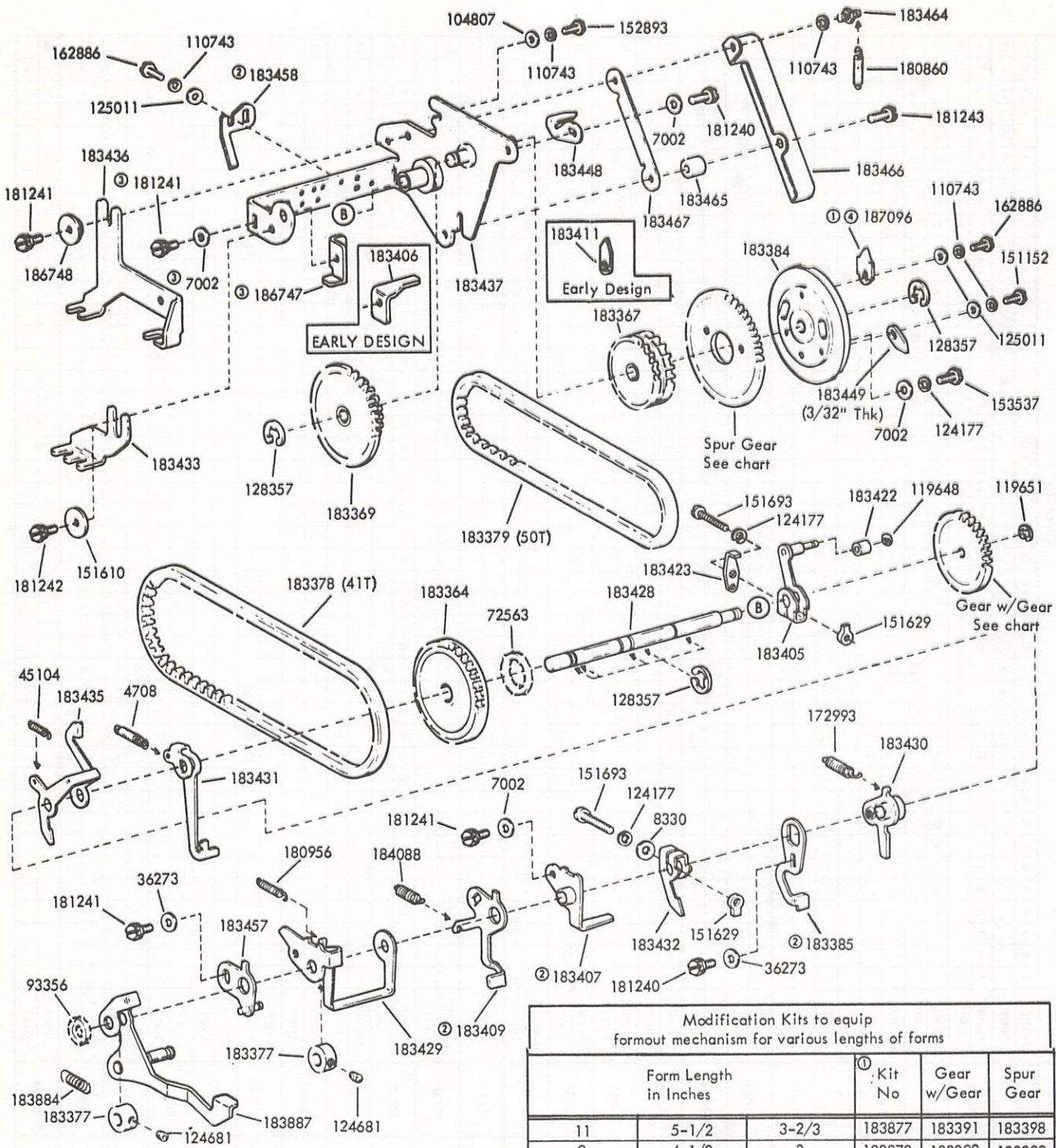
FIGURE 28. 185791 MODIFICATION KIT TO PROVIDE CONTROLLED SINGLE OR DOUBLE LINE FEED FEATURE ON FRICTION FEED PRINTER

TYPEWHEEL	PART NO.	POSITION	CHARACTER																									
			A	B	C	D	E	F	G	H	I	J	K	L	M	N	O	P	Q	R	S	T	U	V	W	X	Y	Z
MA	180598	UNSHIFT																										
		SHIFT																										
MB	182280	UNSHIFT																										
		SHIFT																										
MC	182293	UNSHIFT																										
		SHIFT																										
MD	183588	UNSHIFT																										
		SHIFT																										
ME	183599	UNSHIFT																										
		SHIFT																										
MF	183922	UNSHIFT																										
		SHIFT																										
MG	184685	UNSHIFT																										
		SHIFT																										
MH	184686	UNSHIFT																										
		SHIFT																										
MJ	184688	UNSHIFT																										
		SHIFT																										
MK	184689	UNSHIFT																										
		SHIFT																										
ML	184690	UNSHIFT																										
		SHIFT																										
MN	184691	UNSHIFT																										
		SHIFT																										
MP	184693	UNSHIFT																										
		SHIFT																										
MR	184695	UNSHIFT																										
		SHIFT																										
MS	184950	UNSHIFT																										
		SHIFT																										
MT	184694	UNSHIFT																										
		SHIFT																										
MU	184692	UNSHIFT																										
		SHIFT																										
MV	184696	UNSHIFT																										
		SHIFT																										
MW	184697	UNSHIFT																										
		SHIFT																										
MY	184698	UNSHIFT																										
		SHIFT																										
MZ	184951	UNSHIFT																										
		SHIFT																										
NA	184952	UNSHIFT																										
		SHIFT																										
NB	184953	UNSHIFT																										
		SHIFT																										

FIGURE 29. TYPEWHEEL CHART





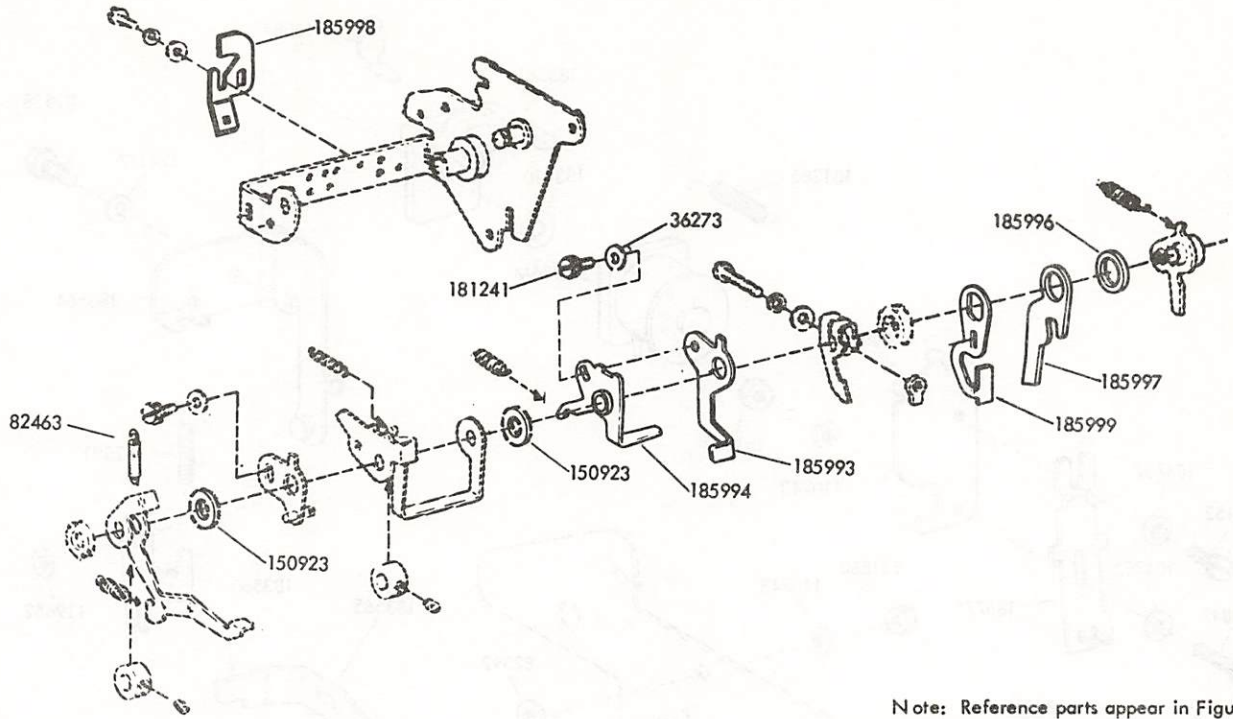


Modification Kits to equip  
formout mechanism for various lengths of forms

Form Length in Inches			① Kit No	Gear w/Gear	Spur Gear
11	5-1/2	3-2/3	183877	183391	183398
9	4-1/2	3	183878	183392	183399
7	3-1/2	2-1/3	183879	183393	183400
8	4	2-2/3	183880	183394	183401
8 1/2	—	2-5/6	183881	183395	183402
10	5	3-1/3	183882	183396	183403
6	—	—	183883	183397	183404

- ① The required number of 183411 Early Design and 187069 Late Design Cam Plates and mounting hardware are furnished with each kit Specification 504105
- ② Early design parts. See Figure 33 for Late Design.
- ③ Downstop bracket, flat washer and mounting screw sealed in place at Factory. Not for field installation.
- ④ Refer to Note ④ Figure 3.

FIGURE 32. FORMOUT MECHANISM - SPROCKET FEED



Note: Reference parts appear in Figure 32

FIGURE 33. LATER DESIGN FORMOUT MECHANISM - SPROCKET FEED

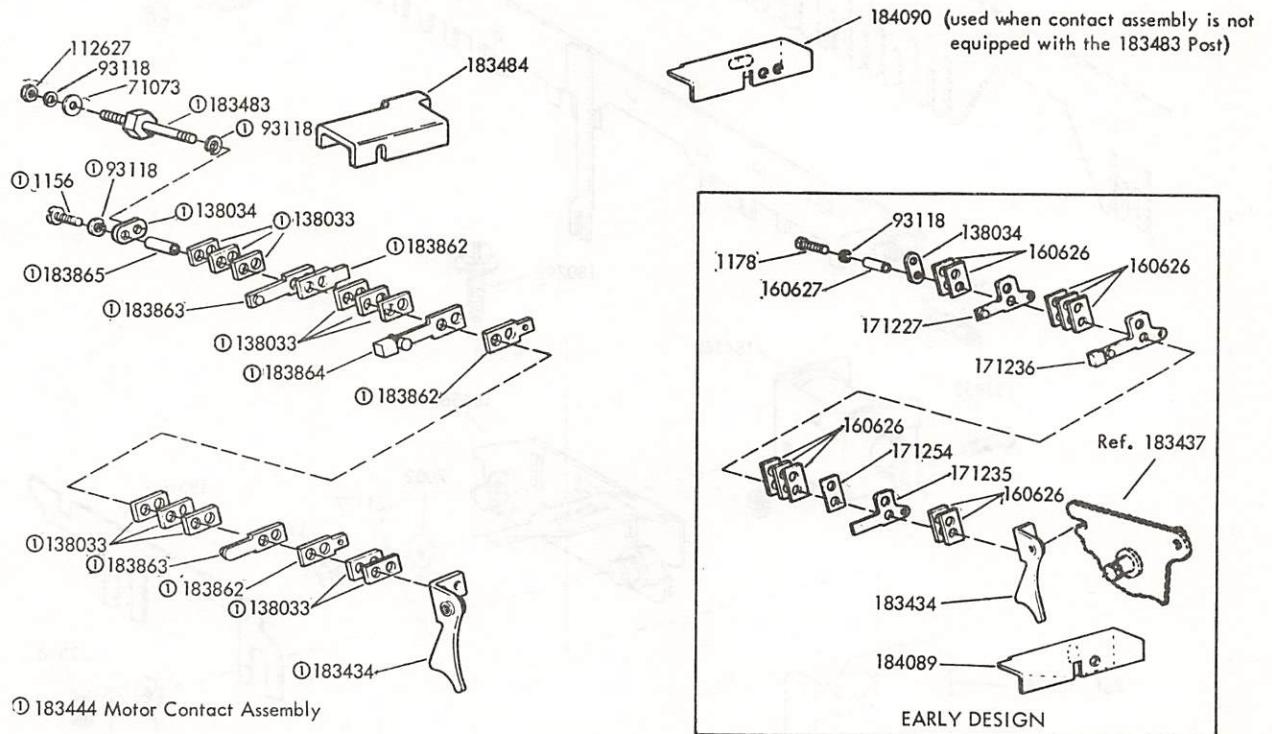


FIGURE 34. FORMOUT CONTACT-SPROCKET FEED

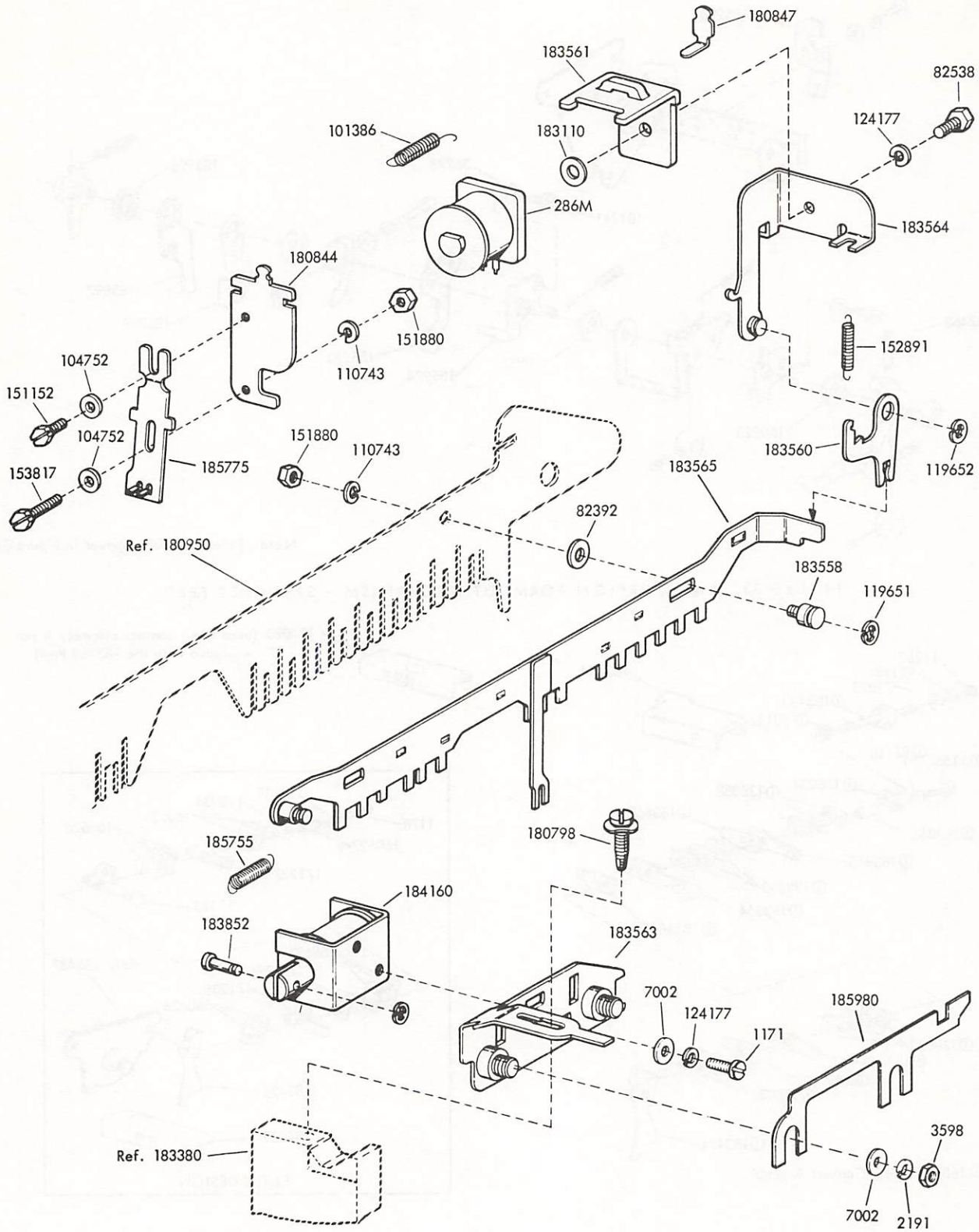


FIGURE 35. SOLENOID PRINT-NONPRINT RESET MECHANISMS

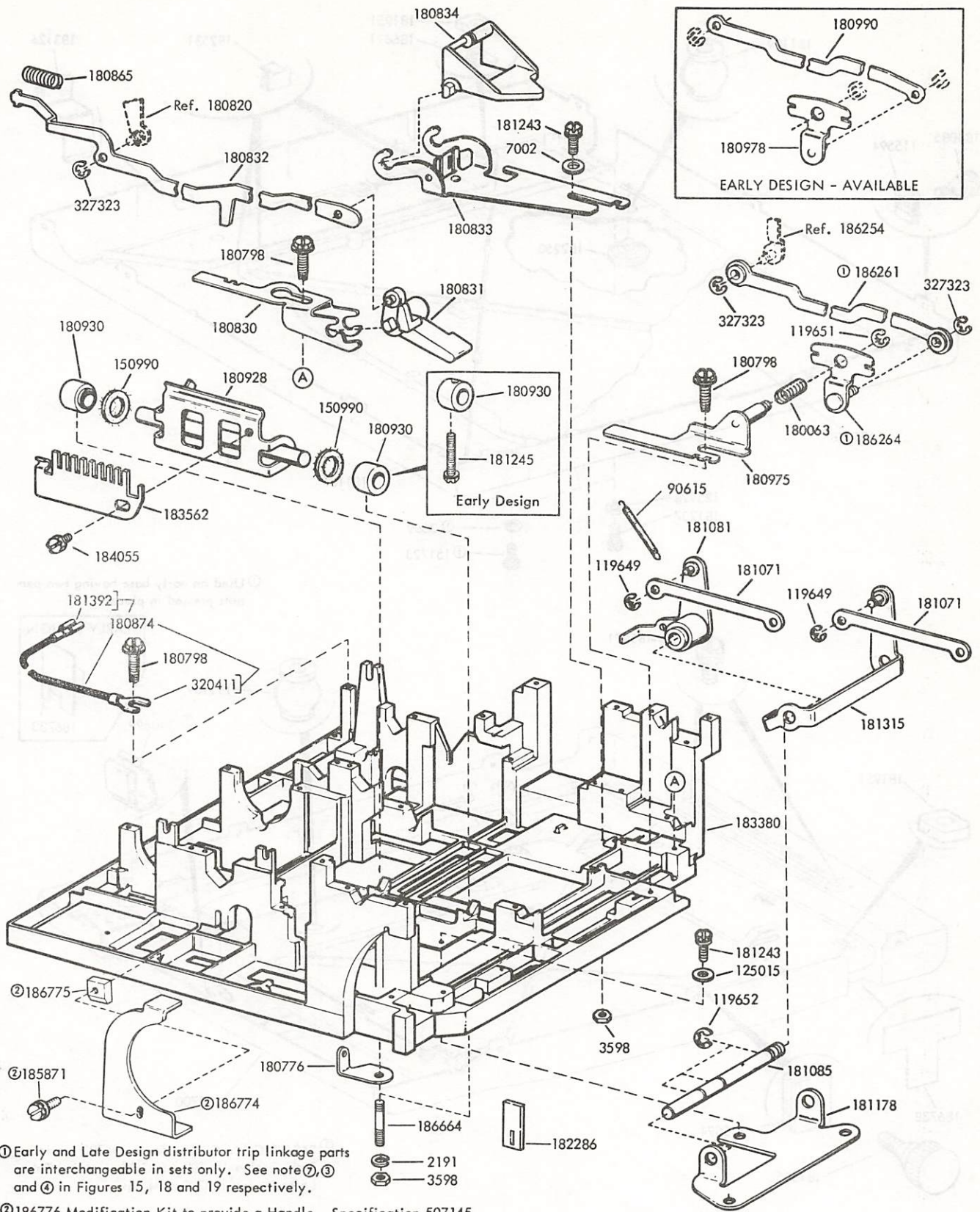


FIGURE 36. BASE

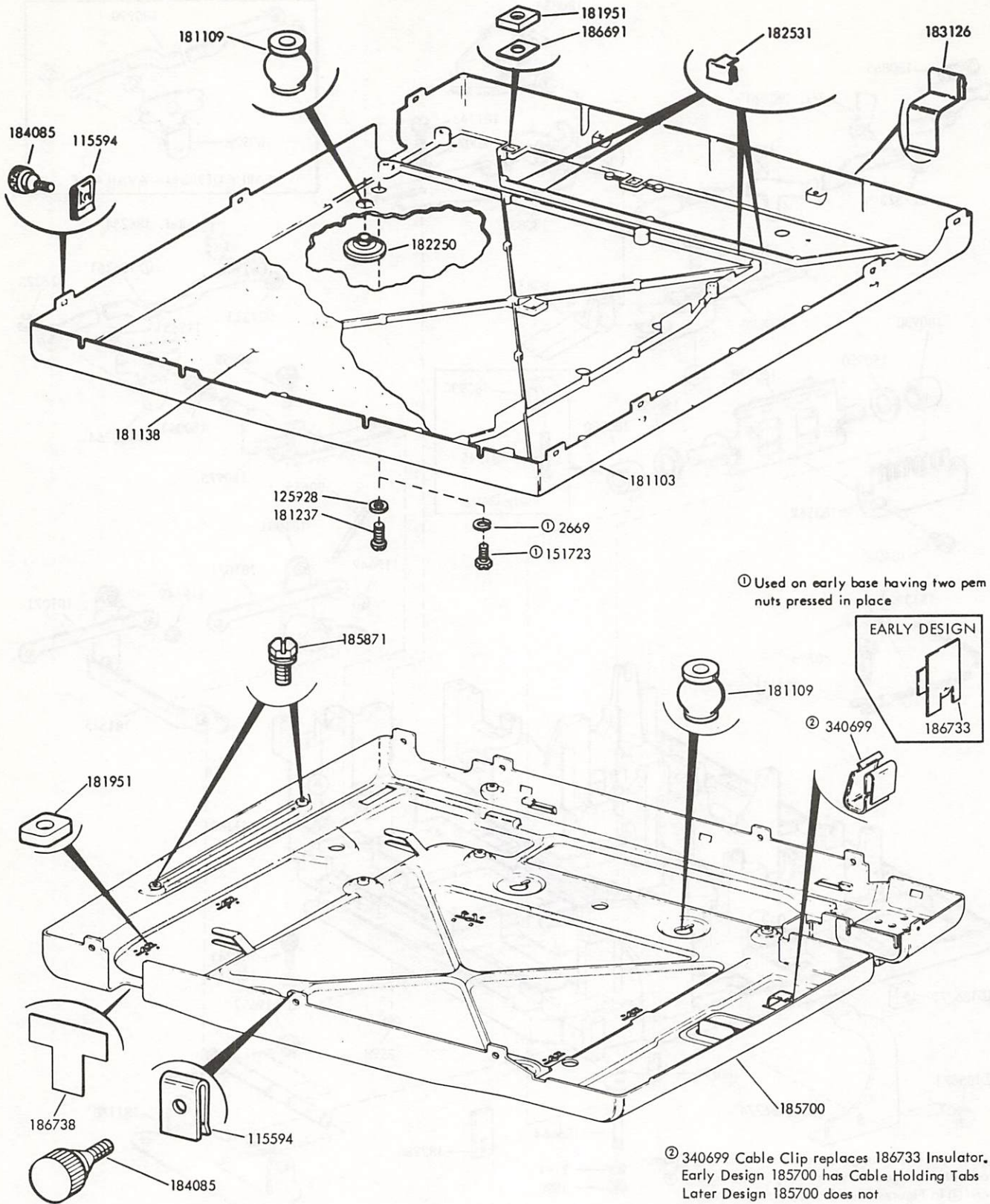
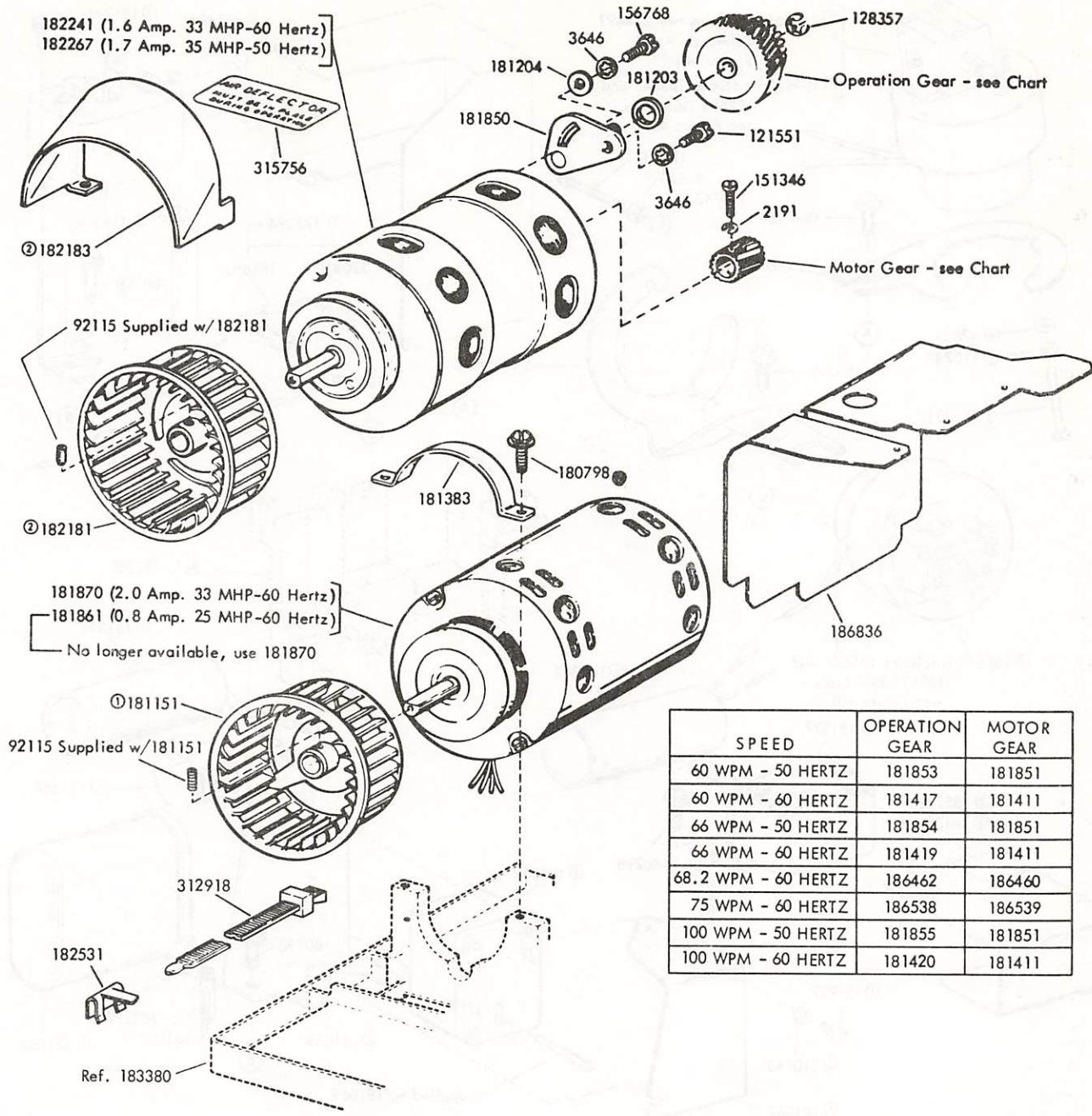
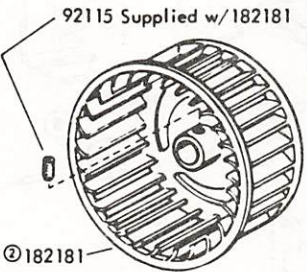
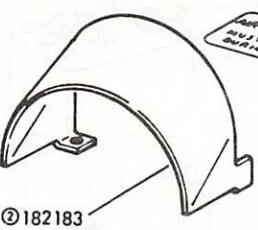


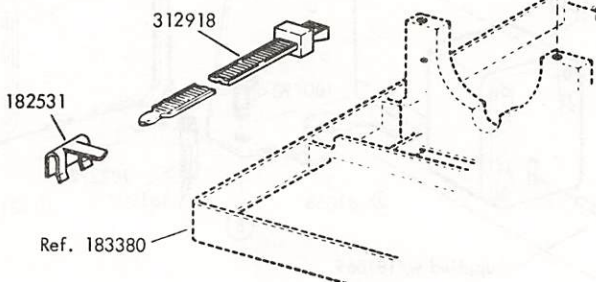
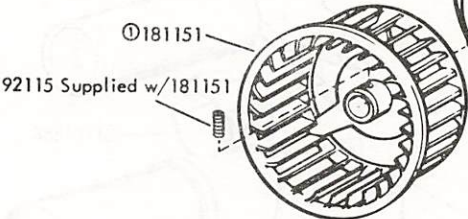
FIGURE 37. SUB BASES



182241 (1.6 Amp. 33 MHP-60 Hertz)  
 182267 (1.7 Amp. 35 MHP-50 Hertz)



181870 (2.0 Amp. 33 MHP-60 Hertz)  
 181861 (0.8 Amp. 25 MHP-60 Hertz)  
 No longer available, use 181870



SPEED	OPERATION GEAR	MOTOR GEAR
60 WPM - 50 HERTZ	181853	181851
60 WPM - 60 HERTZ	181417	181411
66 WPM - 50 HERTZ	181854	181851
66 WPM - 60 HERTZ	181419	181411
68.2 WPM - 60 HERTZ	186462	186460
75 WPM - 60 HERTZ	186538	186539
100 WPM - 50 HERTZ	181855	181851
100 WPM - 60 HERTZ	181420	181411

- ① The 181151 Fan (2-1/2" Dia.) is used with the 181870 and 182241 Motors.
- ② The 182181 Fan (3" Dia.), and the 182183 Air Deflector are used with the 182267 Motor.

FIGURE 38. MOTORS

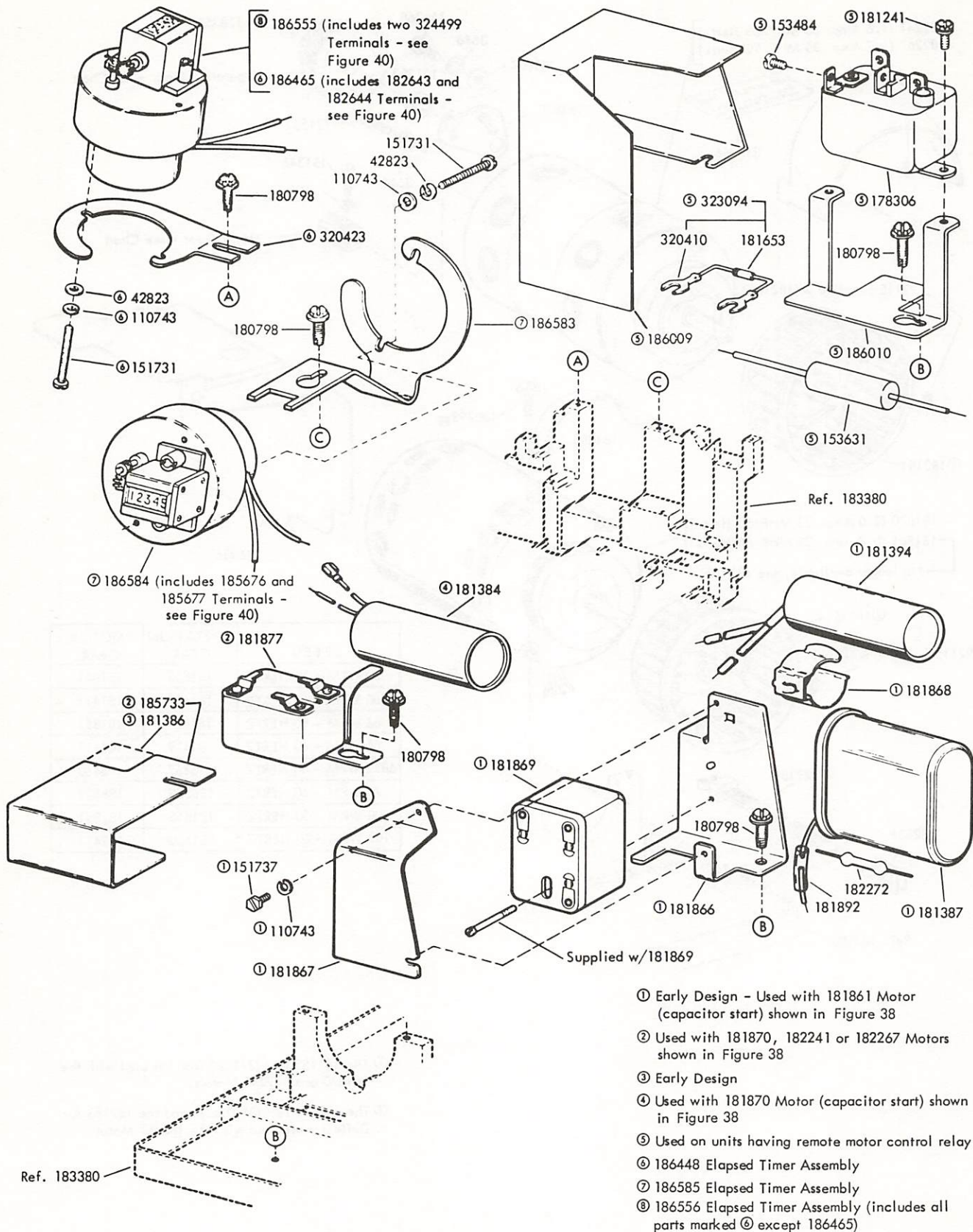


FIGURE 39. ELECTRICAL COMPONENTS

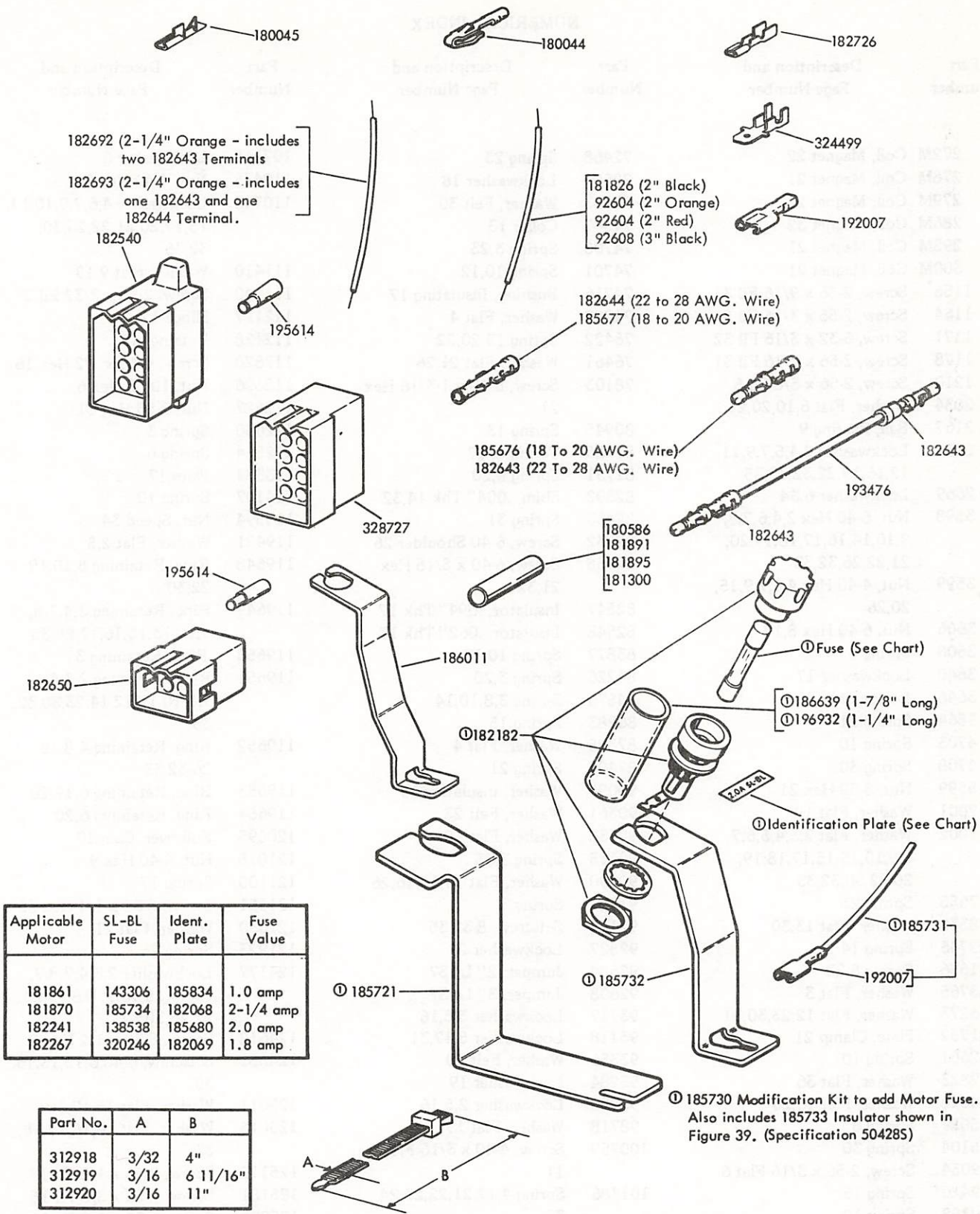


FIGURE 40. CABLE COMPONENTS

## NUMERICAL INDEX

Part Number	Description and Page Number	Part Number	Description and Page Number	Part Number	Description and Page Number
272M	Coil, Magnet 22	72468	Spring 23	107116	Lockwasher 6
276M	Coil, Magnet 21	72509	Lockwasher 18	110435	Nut, 4-40 Hex 26
279M	Coil, Magnet 21	72563	Washer, Felt 30	110743	Lockwasher 4,6,7,9,10,14, 15,17,20,21,22,23,30, 32,36
286M	Coil, Magnet 32	74547	Collar 13	111410	Washer, Flat 9,19
295M	Coil, Magnet 21	74700	Spring 3,23	111640	Screw, 2-56 x 7/32 Fil 3
300M	Coil, Magnet 21	74701	Spring 10,12	112127	Hinge 17
1156	Screw, 2-56 x 9/16 Fil 31	74716	Bushing, Insulating 17	112128	Retainer 17
1164	Screw, 2-56 x 3/16 Fil 5	74722	Washer, Flat 4	112620	Screw, 4-40 x 1/2 Hex 16
1171	Screw, 6-32 x 3/16 Fil 32	76422	Spring 13,20,22	112626	Nut, 10-32 Hex 6
1178	Screw, 2-56 x 7/16 Fil 31	76461	Washer, Flat 21,26	112627	Nut, 2-56 Hex 31
1210	Screw, 2-56 x 5/8 Fil 5	78103	Screw, 6-40 x 1-3/16 Hex 21	112630	Spring 3
2034	Washer, Flat 6,10,20,23	80945	Spring 13	112634	Spring 6
2167	Ball, Bearing 9	81726	Terminal 17	113384	Plate 17
2191	Lockwasher 2,4,5,7,9,11, 12,16,19,22,32,33,35	81731	Spring 8,20	114107	Spring 10
2669	Lockwasher 6,34	82392	Shim, .004" Thk 14,32	115594	Nut, Speed 34
3598	Nut, 6-40 Hex 2,4,6,7,8, 9,10,14,16,17,18,19,20, 21,22,26,32,33	82463	Spring 31	119421	Washer, Flat 2,5
3599	Nut, 4-40 Hex 4,6,7,9,15, 20,26	82532	Screw, 6-40 Shoulder 26	119648	Ring, Retaining 8,10,19, 22,30
3606	Nut, 6-40 Hex 8,19	82538	Screw, 6-40 x 5/16 Hex 21,32	119649	Ring, Retaining 3,4,7,8, 9,10,13,15,16,17,26,33
3608	Spring 6	82547	Insulator, .094" Thk 17	119650	Ring, Retaining 3
3640	Lockwasher 17	82548	Insulator, .062" Thk 17	119651	Ring, Retaining 2,3,4,6, 7,8,10,11,12,14,23,30,32, 33
3646	Lockwasher 35	83877	Spring 10,17	119652	Ring, Retaining 4,8,10, 26,32,33
3864	Spring 21	84226	Spring 3,20	119653	Ring, Retaining 6,19,20
4703	Spring 10	84575	Spring 3,8,10,14	119654	Ring, Retaining 6,20
4708	Spring 30	86283	Spring 15	120595	Follower, Cam 17
5599	Nut, 8-32 Hex 21	87398	Washer, Flat 4	121018	Nut, 4-40 Hex 9
7001	Washer, Flat 19	87402	Spring 21	121100	Spring 17
7002	Washer, Flat 2,3,4,5,6,7, 8,9,10,13,15,17,18,19, 20,22,30,32,33	90096	Washer, Insulating 19	121551	Screw, 8-32 x 1/4 Hex 35
7655	Spring 23	90361	Washer, Felt 23	121630	Washer, Flat 21
8330	Washer, Flat 13,30	90432	Washer, Flat 10	121923	Spring 26
22746	Spring 14	90615	Spring 3,33	124177	Lockwasher 2,3,4,7,8,9, 10,14,15,16,17,18,19,20, 21,26,30,32
31636	Spring 5,20	90790	Washer, Flat 10,15,16,26	124612	Screw, 8-32 x 1/2 Hex 2
33765	Washer, Flat 3	91120	Spring 3	124681	Setscrew, 6-40 6,12,13,16, 30
36273	Washer, Flat 12,23,30,31	92115	Setscrew, 8-32 35	125011	Washer, Flat 15,17,30
41732	Plate, Clamp 21	92527	Lockwasher 21	125015	Washer, Flat 14,16,17,18, 33
42661	Spring 10	92604	Jumper, 2" Lg 37	125112	Screw, 2-56 x 1/8 Fil 17
42823	Washer, Flat 36	92608	Jumper, 3" Lg 37	125181	Screw, 2-56 x 3/8 Fil 16
44048	Washer, Flat 16,20	93117	Lockwasher 3,5,16	125206	Screw, 6-32 x 5/8 Fil 11
45027	Spring 8	93118	Lockwasher 5,17,31	125252	Spring 15
45104	Spring 30	93356	Washer, Felt 30	125802	Washer, Flat 15
49054	Screw, 2-56 x 3/16 Flat 6	93984	Lockwasher 19		
49420	Spring 15	93985	Lockwasher 2,5,16		
70388	Spring 10	98718	Washer, Flat 19		
71073	Washer, Flat 5,16,17,31	100759	Screw, 4-40 x 3/16 Flat 11		
71681	Spool, Ribbon 6	101386	Spring 4,17,21,22,23,24, 32		
		104752	Washer, Flat 21,22,32		
		104807	Washer, Flat 7,21,30		

## NUMERICAL INDEX (Continued)

Part Number	Description and Page Number	Part Number	Description and Page Number	Part Number	Description and Page Number
125928	Washer, Flat 34	152890	Washer, Flat 21	180464	Pulley, Carriage Return
128357	Ring, Retaining 21,30,35	152891	Spring 32		Spring 10
138033	Insulator, .031" Thk 5, 31	152893	Screw, 4-40 x 1/4 Hex 7, 15,17,21,23,30	180466	Ring, Retaining 9
138034	Plate, Clamp 5,31	153267	Washer, Felt 6	180467	Bearing, Ball 9
138538	Fuse, SL-BL 2 Amp 37	153484	Screw, 6-32 Spl 36	180468	Bearing, Ball 9
143306	Fuse, SL-BL 1 Amp 37	153537	Screw, 6-40 x 9/32 Hex 30	180469	Link 8,9
145887	Spring, Contact 17	153631	Network, Spark	180470	Roller 8
150026	Lever, Shoe Release 11,12		Suppression 36	180471	Block 9
150029	Wick, Felt 11,12,18,19	153799	Screw, 4-40 x 21/64 Hex 6,15	180473	Shaft 9
150040	Screw, 6-40 x 5/8 Fil 13, 18	153817	Screw, 4-40 x 3/8 Hex 4, 6,21,22,32	180474	Stud 9
150043	Shoe, Secondary Clutch 11,12,18,19	155750	Sleeve, 3/32 ID x 1/2" Lg, Insulating 21,22	180475	Bushing 9
150044	Shoe, Primary Clutch 11,12,18,19	156169	Washer, Felt 21	180476	Screw, 6-40 Spl 8
150241	Spring 11,12,18,19	156509	Washer, Flat 10	180477	Bracket 8
150830	Bushing, Shoulder 12	156536	Screw, 4-40 x 1/8 Fil 9	180478	Guide, Nylon 8
150841	Bearing 12	156558	Washer, Felt 10	180479	Bracket 8,26
150923	Washer, Felt 31	156572	Washer, Felt 9	180480	Arm w/Stud 9
150930	Washer, Felt 11,12,16	156768	Screw, 8-32 x 9/32 Hex 35	180482	Arm w/Shaft 7
150990	Washer, Felt 33	157899	Arm, NC Contact 15	180483	Arm, Stop 8
151152	Screw, 4-40 x 3/16 Hex 7, 9,10,21,22,30,32	158186	Screw, 4-40 x 7/32 Fil 4	180484	Arm, Stop 8
151346	Screw, 6-40 x 3/8 Fil 35	158189	Washer, Felt 10	180485	Arm w/Spring 9
151397	Spring 17	158772	Screw, 4-40 x 5/8 Hex 21	180486	Link 8
151413	Washer, Flat 10	160455	Spring 22	180487	Stud 9
151603	Spacer 17	160626	Insulator .031" Thk 31	180488	Shaft 7
151610	Washer, Flat 19,30	160627	Bushing, Insulating 31	180489	Lever w/Pin 6
151618	Screw, 6-40 x 7/16 Fil 11,12	161100	Spring, Contact 17	180491	Shaft 9
151629	Nut, 6-40 Lug 6,13,30	161346	Washer, Felt 10	180492	Arm 8
151630	Screw, 6-40 x 1/4 Hex 9, 17,20,26	161347	Washer, Felt 16	180493	Lever, Trip 8
151631	Screw, 6-40 x 5/16 Hex 3, 16	162573	Retainer 12	180495	Link, Ribbon 7
151640	Lever, Shoe Release 19	162881	Plate 17	180496	Arm, Stop 8
151693	Screw, 6-40 x 9/16 Fil 7, 30	162886	Screw, 4-40 x 7/32 Hex 30	180497	Spring, Print Hammer 7
151722	Screw, 6-40 x 3/16 Hex 2,4,5	164958	Screw, 4-40 x 1/2 Hex 19	180498	Bracket 6
151723	Screw, 10-32 x 3/8 Hex 34	171227	Spring, Contact 31	180500	Frame 6,7,8,9
151731	Screw, 4-40 x 7/8 Fil 15,36	171235	Spring, Contact 31	180501	Arm w/Stud 7,8
151737	Screw, 4-40 x 11/64 Hex 6, 36	171236	Spring, Contact 31	180502	Head, Print Hammer 7
151880	Nut, 4-40 Hex 9,10,14,21, 22,32	171254	Insulator, .015" Thk 31	180503	Shaft w/Spacer 7,9
152129	Spring 22	171259	Spring 22	180505	Plate, Left Guide 7
152425	Post, Spring 17	172591	Spring, Contact Arm 15	180506	Plate, Right Guide 7
152426	Nut, 6-40 Self-Locking 17	172993	Spring 30	180508	Stud, Eccentric 8
152441	Washer, Flat 4	173807	Setscrew, 6-40 4	180509	Slide, No. 3 Pulse 8
		174034	Screw, 4-40 x 13/16 Hex 17	180510	Slide, Common 8
		178306	Relay, Power 36	180511	Slide, No: 1 & No. 2 Pulse 8
		180044	Terminal, Tab Type 22,37	180512	Slide w/Plates 8
		180045	Terminal, Tab Type 22,37	180513	Slide, No. 5 Pulse 8
		180063	Spring, Compression 33	180514	Slide, No. 4 Pulse 8
		180463	Post, Bail Pivot 10	180517	Latchlever 8
				180518	Plate 7
				180519	Rack 7
				180520	Arm 8
				180521	Slide, Print Suppression 8

## NUMERIAL INDEX (Continued)

Part Number	Description and Page Number	Part Number	Description and Page Number	Part Number	Description and Page Number
180522	Bushing 8	180642	Pushbar 17	180755	Hub 16
180526	Bail w/Stud 9	180643	Lever, Blocking 17	180761	Ring, Retaining 16
180528	Lever w/Hub 9	180644	Lever, Blocking 17	180763	Link 23
180534	Plate, Guide 7	180645	Lever, Selector 17	180767	Ring, Retaining 13,15,23
180537	Link 8	180646	Lever, Shoe Release 18	180768	Ring, Retaining 11,12
180538	Shaft 8	180648	Arm, Follower 13	180769	Link, Left 23
180539	Bail w/Stud 8	180649	Spring 17	180770	Link, Right 23
180540	Bail, Print Hammer 7,8	180654	Knob, Range 18	180771	Arm 15
180541	Plate w/Posts 6,7	180655	Plate, Side 17	180772	Shaft 15
180543	Base, Ribbon Unit 6	180657	Bracket, Guide 17	180773	Plate 15
180544	Bail, Drive 10	180658	Shaft, Guide 17	180774	Arm, Eccentric Follower 11,12
180545	Bracket 10	180661	Bracket 18	180776	Bracket 33
180546	Post 10	180663	Scale, Range 17	180777	Arm, Drive 16
180547	Stud, Eccentric 6	180667	Plate w/Bushing 18	180778	Plate 15
180548	Plate 7	180668	Follower, Cam 18	180779	Bracket 15
180549	Bracket 7	180669	Lever, Spacing Lock 17	180780	Blade 23
180552	Post 7	180671	Lever, Start 17	180781	Hub 15,23
180553	Spring 9	180672	Bail 17	180782	Shaft, Pivot 23
180554	Bushing 7	180673	Plate, Front 17,18	180783	Casting, Function Box 15
180555	Spring 7	180676	Nut, No. 6 Speed 17,19	180788	Plate, Rear Rail 15,26
180556	Plate, Gauge 9	180677	Arm, Trip 18	180789	Roller 15
180557	Lever w/Stud 8	180678	Plate, Spring 17	180791	Arm w/Stud 15
180558	Collar 8	180682	Upstop 10	180792	Pawl, Function 15
180559	Shaft 8	180684	Latchlever 18	180793	Lever 24
180562	Link, Left Ribbon 7	180685	Nut, 6-40 Spl 18	180794	Lever, Line Feed 23
180563	Stud, Eccentric 7	180688	Core, Magnet 17	180795	Bracket, Spring 23
180564	Bracket, Lock 7	180691	Plate 17	180796	Clamp 15
180566	Hub w/Pinion 9	180692	Spring, Flat 17	180797	Clamp 10,16,23
180568	Bracket, Guide 7	180704	Armature 17	180798	Screw, 8-32 Self-Tapping 2,5,6,10,11,12,13,14,15,16,19,20,23,32,33,35,36
180569	Spring, Compression 7	180710	Plate w/Post 17	180801	Lever w/Bracket 25
180571	Plate 9	180715	Coil, Magnet 17	180806	Camsleeve 11
180574	Stud, Eccentric 9	180717	Spring 17	180807	Camsleeve 11,12
180575	Bearing, Ball 9,16	180718	Spring 18	180808	Spacer, .050" Thk 11
180576	Bearing, Ball 9	180719	Spring 17	180809	Arm 16
180578	Bracket w/Post 10	180721	Wick, Felt 17	180813	Pawl, Function 15
180579	Bracket w/Hub 9	180727	Washer, Flat 17	180818	Lever, Function 24
180580	Lever w/Stud 8,9	180728	Spring 17	180820	Lever, Control 20,33
180581	Roller, Typewheel 7	180740	Bail 15	180821	Lever w/Stud 20
180584	Lever 9	180741	Shaft, Function 16,21	180823	Block, Contact 22
180585	Spring 8	180742	Roller 16	180824	Contact, Common 22
180586	Sleeve, 5/32 ID x 21/32 Lg Insulating 8,37	180743	Bearing, Right 16	180826	Lever, Detent 22
180591	Spring 7	180744	Collar 6,16	180827	Drum, Answer Back 22
180595	Setscrew, 4-40 8	180745	Arm w/Stud 16	180828	Pawl, Feed 20
180598	Typewheel, MA 27	180746	Arm w/Bushing 11,12,16	180829	Screw, 4-40 Shoulder 20
180606	Bail 9	180748	Arm w/Stud 16	180830	Bracket 33
180607	Arm, Adjusting 9	180749	Arm w/Stud 16	180831	Lever 33
180608	Bracket, Left 2,5	180750	Arm w/Stud 16	180832	Link, Tie 33
180610	Shield 7	180751	Arm w/Stud 16		
180641	Camsleeve 18	180752	Lever, Function 16		
		180754	Hub 16		

## NUMERICAL INDEX (Continued)

Part Number	Description and Page Number	Part Number	Description and Page Number	Part Number	Description and Page Number
180833	Bracket, Adjusting 33	180970	Bearing 19	181037	Bracket, Right 2
180834	Bail, Trip 33	180971	Shaft, Trip 20,22	181038	Bracket, Left 2,5,9
180835	Pawl, AB Blocking 15	180972	Clamp, Buffer 20	181039	Knob, Platen 2
180836	Lever, Blocking Function 24	180973	Disc, Spacer 19	181040	Pawl, Detent 2,4
180837	Link, Blocking 20	180975	Bracket w/Stud 33	181041	Retainer 2,4
180838	Lever, Function 24	180978	Lever w/Stud 33	181042	Tip, Rubber 3,26
180842	Spacer, .050" Thk 22	180979	Brush, Carbon 19	181044	Roller, Pressure 3
180843	Lever, Trip 20,22	180980	Holder, Brush 19	181045	Post, Support 2,5,21
180844	Armature 21,22,32	180981	Arm, Stop 20	181048	Bracket, Stop 2
180847	Bracket, Spring 21,22,32	180982	Bail, Trip 20	181049	Arm, Right 3
180850	Bracket, Magnet 19,21,22	180983	Lever, Latch 20	181050	Arm, Left 3
180854	Brace 22	180985	Lever, Follower 20	181051	Bracket, Left 3
180855	Latch, Blocking 22	180987	Disc 19,22	181052	Plate 2,26
180858	Contact, Wire 22	180988	Bracket, Spring 20	181053	Bail, Paper Straightener 3
180860	Spring 16,20,30	180989	Screw, No.6 Spl 19,22	181054	Shaft, Pressure 3
180861	Spring 20	180990	Link Keyboard 33	181055	Bar 2,3
180862	Spring 22	180991	Cam, Blocking 19	181056	Guideplate, Pressure Roller 3
180863	Spring 15,20	180992	Spring, Torsion 19	181057	Bracket, Right 3
180864	Spring, Extension 20	180994	Spacer, .015" Thk 19	181058	Guideplate, Paper 3
180865	Coil, Adjusting 33	180995	Spacer, .114" Thk 19,21, 22	181062	Eccentric, Toggle Link 10
180874	Strap, 4-1/2" Braided 33	180997	Disc w/Plate 19	181065	Pawl, Check 10
180922	Spring 14	180998	Clamp 16,19	181066	Shaft, Spacing Drum 6
180923	Bracket w/Studs 14	180999	Bearing, Left 16	181067	Pawl, Feed 10
180925	Clamp 14	181000	Drum, Clutch 11,12,18	181068	Lever w/Post 10
180926	Ring, Retaining 14	181001	Bearing 11,12	181069	Drum, Spacing 6
180927	Ring, Retaining 13	181002	Bearing 11,12	181070	Lever, Suppression 10
180928	Bail 33	181003	Latchlever, 13	181071	Link 10,33
180930	Bearing 33	181004	Hub 13	181072	Bracket w/Post 6
180932	Codebar, No. 8-1 14	181005	Link, Carriage 10,11	181074	Pulley 6
180933	Codebar, No. 8-2 14	181006	Bushing 13	181075	Belt, 127T 6
180934	Codebar, No. 8-3 14	181007	Shaft, Main 11,18	181076	Roller 10
180935	Codebar, No. 8-4 14	181008	Collar 11,12	181077	Ratchet, Spacing 6
180936	Codebar, No. 8-5 14	181010	Lever w/Stud 13	181078	Stud 10
180937	Codebar, No. 8-6 14	181011	Lever w/Nut 13	181079	Washer, Flat 6
180938	Codebar, No. 7 14	181012	Spacer 13	181081	Arm w/Hub and Post 33
180939	Codebar, No. 8 14	181013	Spacer, .453" Thk 13	181082	Eccentric, Toggle Link 10
180947	Codebar, Spring Suppression 14	181014	Grommet, Rubber 13	181083	Lever 24
180948	Codebar, Auto CR & EOL Bell 14	181015	Gear, 35T 11,12	181084	Bracket 6
180949	Bracket, Rear Tie 14	181017	Plate 13	181085	Shaft 33
180950	Bracket, Front Tie 14,32	181018	Shaft 13	181086	Lever w/Hub 10
180956	Spring 4,14,30	181019	Lever, Trip 13	181088	Post 10
180957	Bracket, Spring 14	181020	Lever 13	181089	Arm w/Hub 10
180958	Nut, 6-40 Lug 17	181021	Spacer, .406" Thk 13	181091	Link w/Post, Toggle 10
180959	Bracket 17	181022	Bracket, Left 11,12,13	181092	Bracket, Belt 6
180964	Roller 19	181023	Bracket, Right 13	181093	Bracket, Extension 6
180967	Shaft, Distributor 19	181028	Camsleeve 11	181094	Bracket w/Post 10
180968	Buffer 20	181030	Bracket w/Stud 2	181103	Cover, Base 34
		181034	Platen 2	181104	Clip, Cable 5,21

## NUMERICAL INDEX (Continued)

Part Number	Description and Page Number	Part Number	Description and Page Number	Part Number	Description and Page Number
181109	Mount, Vibration 34	181242	Screw w/Lockwasher, 6-40 x 5/16 Hex 2,3,4,5,7, 17,19,20,21,30	181413	Drum, Clutch 19
181111	Pawl, Feed 6	181243	Screw w/Lockwasher, 6-40 x 3/8 Hex 6,8,21,22,30,33	181414	Pulley, 34T 19
181113	Spring, Compression 6	181244	Screw w/Lockwasher, 6-40 x 7/16 Hex 11,12	181417	Pulley w/68T Gear, 13T 35
181114	Lever 6	181245	Screw w/Lockwasher, 6-40 x 1/2 Hex 2,21,33	181419	Pulley w/62T Gear, 13T 35
181115	Stud 6	181246	Screw w/Lockwasher, 6-40 x 5/8 Hex 11,12,13	181420	Pulley w/54T Gear, 17T 35
181116	Arm, Reverse 6	181249	Screw w/Lockwasher, 6-40 x 1 Hex 21	181424	Nut, 6-40 Sq 11,12
181117	Pawl, Retaining 6	181250	Screw, No.2 Self- Tapping 15	181425	Plate 11
181118	Spring 6	181278	Clamp 10,15	181426	Plate, Spacer 11
181119	Spring 6	181279	Bracket 21	181427	Plate, Nut 11
181120	Spring, Compression 4,6	181284	Spring 11,12,18,19	181440	Bracket, Switch 16
181121	Pin 6	181286	Bushing 15	181449	Plate, Contact 15
181122	Disc 6	181300	Sleeve, 3/16 ID x 1" Lg Insulating 37	181450	Block, Contact 15
181123	Nut, 4-40 Spl 6	181304	Latch 26	181461	Gong 15
181124	Post 6	181305	Spring 26	181464	Clapper 15
181125	Ratchet, Left Ribbon 6	181307	Lever w/Post 26	181500	Link, Drive 3
181126	Ratchet, Right Ribbon 6	181312	Latch, Carriage Return 6	181501	Upstop, Line Feed Link 3
181129	Ribbon w/Spool 6	181314	Link w/Post 10	181503	Bracket, Guide 23
181138	Pad 34	181315	Bail w/Post 33	181521	Spring, Platen 3
181151	Fan 35	181316	Shaft 10	181522	Guide, Paper 3
181164	Shaft w/Link 3	181317	Hub, Carriage Return Lever 10	181523	Spring 2,4
181165	Pawl, Feed 3	181318	Lever, Actuating 24	181524	Nut, 2-56 Shoulder 3
181166	Bracket, Line Feed 3	181319	Lever, Carriage Return 10	181525	Guide, Paper 3
181168	Bellcrank w/Studs 3	181320	Lever, Unlatch 10	181570	Lever 24
181172	Lever, Function 24	181322	Pawl, Function 15	181571	Lever 24
181173	Stud, Feed Pawl Stop 2	181323	Spring 8	181572	Lever 24
181174	Guide 16	181324	Pawl, Function 15	181573	Lever 24
181175	Plate, Stripper 3	181325	Pawl, Function 15	181574	Lever 24
181176	Link, Adjusting 3	181326	Arm 6	181575	Lever 23
181178	Bracket 33	181327	Latch 6	181576	Lever 24
181179	Lever, Blocking 23	181328	Lever 10	181580	Lever 24
181191	Spring, Compression 9	181383	Clamp, Motor 35	181581	Lever 24
181193	Cylinder 2,5	181384	Capacitor, 88-108 MFD 36	181582	Lever 24
181194	Washer, Flat 9	181386	Insulator 36	181583	Lever 24
181195	Washer, Cup 9	181387	Capacitor, 5 MFD 36	181585	Lever 24
181196	Ring, Retaining 9	181392	Terminal, Tab Type 33	181653	Diode 36
181197	Plate, Adjusting 2,5	181394	Capacitor, 47-56 MFD 36	181826	Jumper, 2" Black 37
181198	Bumper 9	181405	Plate 13	181850	Plate w/Stud 35
181199	Piston 9	181406	Roller 13	181851	Gear, 17T 35
181203	Washer, Flat 35	181407	Spring 19	181853	Pulley w/66T Gear, 16T 35
181204	Washer, Flat 35	181409	Belt, 47T 19	181854	Pulley w/60T Gear, 16T 35
181221	Pawl, Blocking Function 15	181411	Pinion, 18T 35	181855	Pulley w/40T Gear, 16T 35
181230	Plate 10			181861	Motor, 115V AC Synchrono- us 35,36,37
181231	Screw, 8-32 Self-Tapping 16,21			181866	Bracket 36
181237	Screw, 1/4-14 Self- Tapping 34			181867	Insulator 36
181240	Screw w/Lockwasher, 6-40 x 3/16 Hex 2,17,23,30			181868	Clip, Speed 36
181241	Screw w/Lockwasher, 6-40 x 1/4 Hex 8,10,12,13,15, 20,23,26,30,31,36			181869	Relay, Motor Start 36
				181870	Motor, 115V AC Synchrono- us 35,36,37
				181877	Relay w/Bracket 36
				181891	Sleeve, 3/16 ID x 2-1" Lg Insulating 37

## NUMERICAL INDEX (Continued)

Part Number	Description and Page Number	Part Number	Description and Page Number	Part Number	Description and Page Number
181892	Sleeve, 9/64 ID x 1" Lg Insulating 36	182291	Modification Kit 15,24	183130	Insulator 21
181895	Sleeve, 9/64 ID x 3/8" Lg Insulating 37	182293	Typewheel, MC 27	183221	Nut, Speed 19
181951	Insert, Nylon 34	182310	Codebar, No. 8-1 14	183301	Plate, Paper Guide 4
181952	Stud 2	182311	Codebar, No. 8-2 14	183303	Knob, Disengaging 4
181954	Typewheel, NJ 6	182312	Codebar, No. 8-3 14	183304	Knob, Sprocket 4
181955	Washer, Pulley 6	182313	Codebar, No. 8-4 14	183308	Plate, Right 4,5
181956	Drum, Spacing 6	182314	Codebar, No. 8-5 14	183309	Plate, Left 4,5
181957	Belt, 151T 6	182315	Codebar, No. 8-6 14	183310	Platen 4
181983	Screw, 6-40 x 5/8 Spl 15	182316	Codebar, No. 7 14	183313	Bar 4
182015	Lever Assembly, Clutch Trip 1,13	182317	Codebar, No. 8 14	183314	Guide, Right Paper 4
182037	Switch Assembly, Contact 15	182318	Codebar, R 14	183315	Guide, Left Paper 4
182047	Clutch Assembly 11,12	182330	Codebar, No. 8-A 14	183316	Bracket 4
182056	Modification Kit 6	182461	Bracket, Upstop 10	183317	Bracket, Right 4
182068	Plate, Identification 37	182531	Clip, Speed 34,35	183318	Bracket, Left 4
182069	Plate, Identification 37	182540	Connector, 15 Pt Plug Type 22,37	183319	Detant, 21T 4
182137	Contact Assembly 21	182643	Terminal, Plug Type 22, 36,37	183320	Pulley, 21T 4
182155	Plate, Right 7	182644	Terminal, Receptacle Type 36,37	183321	Sprocket, Feed 4
182156	Plate, Left 7	182650	Connector, 4 Pt Plug Type 37	183322	Pulley, 21T 4
182157	Bushing, Shoulder 7	182677	Cable w/Terminals 22	183323	Bracket, Right 5
182181	Fan 35	182692	Jumper, 2-1/4" Orange 37	183326	Guide, Bracket 6,7
182182	Holder, Fuse 37	182693	Jumper, 1-1/4" Orange 37	183330	Guide 6
182183	Deflector, Air 35	182726	Terminal, Receptacle Type 37	183335	Guide, Left 4
182194	Gear, 40T 19	182894	Link 21	183336	Guide, Right 4
182195	Drum w/Bearing, Clutch 19	182895	Plate w/Bushing 21	183338	Knob w/Pin 4
182232	Roller 19	182898	Arm 21	183339	Plunger Assembly 4
182237	Pawl, Function 15	182900	Link w/Post 21	183341	Wheel, Idler 4
182239	Latchlever 20	182902	Spacer, .469" Thk 21	183346	Ring, Retaining 4
182241	Motor, 60 Cycle Synchronous 35,36,37	182955	Link, Support 21	183349	Washer, Felt 4
182244	Lever, Cam Follower 20	182957	Plate 27	183351	Stud, Idler 4
182250	Foot, Rubber 34	182958	Spacer 21	183352	Guide, Paper 4
182262	Arm, Stop 20	182960	Plate 21	183356	Washer, Supporting 4
182263	Bracket 20	182961	Sleeve 21	183357	Spring, Compression 4
182264	Stud 20	182964	Arm Assembly, Drive 1,21	183358	Plate 5
182267	Motor, 50 Cycle Synchronous 35,36,37	183052	Bracket, Contact 21	183360	Arm 16
182268	Lever, Cam Follower 20	183053	Stiffener, Front 21	183361	Disc 12
182269	Modification Kit 20	183054	Stiffener, Rear 21	183364	Pulley w/20T Gear, 30T 30
182272	Resistor, 10 Ohm 36	183055	Spring, Contact 21	183367	Pulley w/28T Gear, 21T 30
182276	Lever, Answer-Back Trip 20,22	183056	Spring, Contact 21	183369	Pulley w/35T Gear, 21T 30
182277	Spring 20	183057	Insulator, .031" Thk 21	183371	Bearing, Sleeve 12
182280	Typewheel, MB 27	183058	Insulator, .062" Thk 21	183372	Lever, Shoe Release 12
182286	Insulator, .032" Thk 15, 33	183059	Bushing, Insulating 21	183373	Disc, 6 Stop 12
182290	Modification Kit 15,24	183060	Terminal, Lug 21	183374	Disc, 6 Stop 12
		183062	Cover, Contact 21	183376	Collar 12
		183098	Lever, Trip 21	183377	Collar 30
		183110	Shim, .004" Thk 21,32	183378	Belt, 41T 30
		183126	Clip 34	183379	Belt, 50T 30
				183380	Casting, Frame 2,5,6,8, 10,11,12,13,14,15,16,17, 19,20,22,23,32,33,35,36
				183381	Washer, Flat 12
				183382	Shaft, Main 12

## NUMERICAL INDEX (Continued)

Part Number	Description and Page Number	Part Number	Description and Page Number	Part Number	Description and Page Number
183383	Pulley, 15T 12	183449	Plate, Index 30	183882	Modification Kit 30
183384	Disc 30	183450	Screw, 4-40 x 7/32 Flat 12	183883	Modification Kit 30
183385	Arm, Stop 30	183454	Retainer, Spring 4	183884	Spring 30
183387	Pawl, Function 15	183457	Plate 30	183887	Bail, L.F. 30
183388	Pawl, Function 15	183458	Plate, Stop 30	183922	Typewheel 27
183389	Arm 12	183464	Post, Spring 30	183993	Camsleeve 11,12
183390	Arm w/Stud 16	183465	Spacer 30	183994	Link 9,10,11,12
183391	Gear, 16T 30	183466	Bracket 30	183995	Lever 9
183392	Gear, 20T 30	183467	Insulator 30	183996	Link, Toggle 10
183393	Gear, 40T 30	183468	Lever, Strip 23	183998	Clutch Assembly 11,12
183394	Gear, 20T 30	183469	Plate 23	183999	Spacer, .050" Thk 11,12
183395	Gear, 24T 30	183474	Modification Kit 6,7	184006	Screw, 8-32 Self-Tapping 8,13,15,22
183396	Gear, 20T 30	183483	Post 31	184055	Screw w/Lockwasher, 6-24 x 3/16 Hex 33
183397	Gear, 24T 30	183484	Cover, Contact 31	184067	Screw w/Lockwasher, 4-40 x 5/16 Hex 6
183398	Gear, 44T 30	183492	Clutch Assembly 12	184085	Screw, 8-32 Thumb 34
183399	Gear, 45T 30	183495	Codebar 14	184088	Spring 30
183400	Gear, 70T 30	183496	Codebar 14	184089	Shield 31
183401	Gear, 40T 30	183497	Codebar 14	184090	Shield 31
183402	Gear, 51T 30	183498	Codebar 14,26	184096	Bracket 10
183403	Gear, 50T 30	183499	Lever, Blocking 23	184149	Drum, Answer-Back 22
183404	Gear, 36T 30	183503	Housing, Bearing 9	184157	Modification Kit 23
183405	Bail 30	183504	Retainer, Bearing 9	184160	Solenoid 32
183406	Bracket, Stop 30	183510	Cable Assembly 22	184201	Lever 20
183407	Arm 30	183545	Arm, Reverse 6	184251	Lever w/Bracket 25
183408	Arm 12	183552	Lever 24	184253	Lever 25
183409	Arm, Latch 30	183558	Post 14,32	184254	Lever 25
183411	Plate, Cam 30	183560	Lever 32	184255	Lever 25
183415	Roller 19	183561	Bracket, Magnet 32	184256	Lever 25
183418	Shaft, Distributor 19	183562	Bracket 33	184257	Lever 25
183422	Roller 30	183563	Bracket 32	184258	Lever 25
183423	Bracket, Spring 30	183564	Bracket w/Stud 32	184259	Lever 25
183425	Clamp 15,16	183565	Bar w/Link 32	184280	Knob Assembly 4
183426	Clamp 15	183567	Bar 14	184685	Typewheel, MG 27
184428	Shaft 30	183588	Typewheel, MD 27	184686	Typewheel, MH 27
183429	Bail 30	183599	Typewheel, ME 27	184688	Typewheel, MJ 27
183430	Arm 30	183851	Retainer, Left 23	184689	Typewheel, MK 27
183431	Bail, Clutch Latch 30	183852	Pin 32	184690	Typewheel, ML 27
183432	Bail, Reset 30	183853	Retainer, Right 23	184691	Typewheel, MN 27
183433	Bracket, Side 30	183861	Plate, Stop 5	184692	Typewheel, MU 27
183434	Bracket, Contact Switch 31	183862	Terminal 5,31	184693	Typewheel, MP 27
183435	Bail, Contact Switch 30	183863	Spring, Contact 5,31	184694	Typewheel, MT 27
183436	Bracket 30	183864	Spring, Contact 5,31	184695	Typewheel, MR 27
183437	Bracket 30,31	183865	Bushing, Insulating 5,31	184696	Typewheel, MV 27
183438	Stud 4	183876	Screw, 6-32 Set 4	184697	Typewheel, MW 27
183442	Lever w/Hub 4	183877	Modification Kit 30	184698	Typewheel, MY 27
183443	Bracket 5	183878	Modification Kit 30	184950	Typewheel, MS 27
183444	Contact Assembly 31	183879	Modification Kit 30	184951	Typewheel, MZ 27
183445	Contact Assembly 5	183880	Modification Kit 30		
183448	Pointer 30	183881	Modification Kit 30		

## NUMERICAL INDEX (Continued)

Part Number	Description and Page Number	Part Number	Description and Page Number	Part Number	Description and Page Number
184952	Typewheel, NA 27	185680	Plate, Identification 37	186175	Bracket 6
184953	Typewheel, NB 27	185700	Base 34	186213	Hub 16
184954	Typewheel, HC 28	185721	Bracket, Fuse 37	186214	Washer, Spl 16
184955	Typewheel, ND 28	185730	Modification Kit 37	186240	Set of Parts 16
184956	Typewheel, NE 28	185731	Jumper, 3-3/4" Black 37	186247	Shaft 11
184957	Typewheel, NF 28	185732	Bracket, Fuse 37	186248	Shaft 12
184958	Typewheel, NG 28	185733	Insulator 36,37	186249	Cam, Selector 18
184959	Typewheel, NH 28	185734	Fuse, SL-BL 2-1/4 Amp 37	186253	Lever w/Hub 20
184960	Typewheel, NK 28	185736	Bracket, Spring 10	186254	Lever, Cam Follower 20,33
184961	Typewheel, NL 28	185755	Spring 32	186257	Clamp 20
184962	Typewheel, NM 28	185775	Extension, Armature 21, 22,32	186259	Clamp, Bearing 16
184963	Typewheel, NP 28	185788	Arm 26	186261	Link 33
184964	Typewheel, NR 28	185789	Stud 26	186262	Shaft, Trip Pivot 20,22
184965	Typewheel, NS 28	185790	Plate, Detent 26	186264	Lever w/Stud 33
184966	Typewheel, NT 28	185790	Plate, Detent 26	186265	Buffer 20
184967	Typewheel, NU 28	185791	Modification Kit 1,26	186268	Shaft, Distributor 19
184968	Typewheel, NV 28	185796	Bracket 2	186271	Shaft, Distributor 19
184969	Typewheel, NW 28	185799	Shaft 6	186313	Lever 24
184970	Typewheel, NX 28	185816	Screw, 6-40 x 5/16 Spl 2	186401	Clutch Assembly 18
184971	Typewheel, NY 28	185834	Plate, Identification 37	186412	Arm 16
184972	Typewheel, NZ 28	185871	Screw w/Lockwasher, 8-32 x 3/8 Hex 33,34	186413	Arm 16
184973	Typewheel, PA 28	185877	Platen 2,26	186432	Guideplate 7
184974	Typewheel, PB 28	185945	Insulator 5	186442	Piston 9
184975	Typewheel, PC 28	185948	Latch 26	186443	Bumper 9
184976	Typewheel, PD 28	185968	Hub 26	186445	Cover, Contact 17
184977	Typewheel, PE 29	185969	Hub 26	186446	Lever, Blocking 17
184978	Typewheel, PF 29	185970	Lever w/Post 26	186447	Lever, Blocking 17
184979	Typewheel, PG 29	185971	Modification Kit 1,26	186448	Timer Assembly 36
184980	Typewheel, PH 29	185975	Guidepost 6	186460	Pinion, 19T 35
184981	Typewheel, PJ 29	185980	Retainer 32	186462	Pulley w/64T Gear, 13T 35
184982	Typewheel, PL 29	185984	Lever 24	186465	Timer Assembly 36
184983	Typewheel, PM 29	185985	Lever 24	186468	Lever 24
184984	Typewheel, PN 29	185986	Post 8,26	186536	Set of Parts 9
184985	Typewheel, PR 29	185987	Roller 8,26	186538	Pulley w/52T Gear 35
184986	Typewheel, PT 29	185989	Collar 4	186539	Gear 35
184987	Typewheel, PW 29	185990	Platen 4	186555	Timer, Elapsed 36
184988	Typewheel, PX 29	185993	Arm, Latch 31	186556	Timer Assembly, Elapsed 36
184989	Typewheel, PY 29	185994	Arm w/Hub 31	186557	Bracket 15
184990	Typewheel, PZ 29	185996	Spacer 31	186575	Arm 11,12,16
184991	Typewheel, RA 29	185997	Plate, Stop 31	186576	Arm 16
184993	Typewheel, RC 29	185998	Plate 31	186583	Plate 36
184994	Typewheel, RD 29	185999	Arm, Stop 31	186584	Timer Assembly 36
184996	Typewheel, RF 29	186009	Insulator 36	186585	Timer Assembly 36
184998	Typewheel, RH 29	186010	Bracket 36	186604	Bracket 15
184999	Typewheel, RJ 29	186011	Bracket 37	186606	Set of Parts 4
185000	Typewheel, RL 29	186014	Bracket, Contact 17	186608	Lever 25
185484	Typewheel, SB 29	186025	Contact Assembly 17	186609	Lever 25
185676	Terminal, Plug Type 21, 22,36,37	186042	Set of Parts 19	186610	Lever 25
185677	Terminal, Receptacle Type 36,37	186052	Spacer, .183" Thk 19	186611	Lever 25
		186053	Nut, Speed 19	186639	Sleeve, 7/16 ID x 1-1/2" Lg Insulating 37
		186070	Typewheel, PS 29		

## NUMERICAL INDEX (Continued)

Part Number	Description and Page Number	Part Number	Description and Page Number	Part Number	Description and Page Number
186642	Knob 18	186782	Clip, Function Lever 14	194987	Screw, 8-32 x 3/8 Hex 5, 16
186664	Post 33	186783	Clip, Extension 14	195614	Pin, Key 37
186665	Set of Parts 2	186796	Lever, Function 24	196932	Sleeve, 7/16 ID x 1-1/4" Lg Insulating 37
186669	Spring 18,24,25	186798	Pawl 15	197464	Diode 15
186691	Insert 34	186802	Pawl, Function 15	198670	Screw w/Lockwasher, 6-40 x 5/16 Hex 2,3,4,5,10
186692	Post, Eccentric 10	186803	Clip, Extension 14	199440	Screw, 5-40 x 4/8 Fil 11, 12
186693	Lever 10	186836	Guard, Motor 35	312918	Strap 35,37
186694	Lever 10	186873	Plate, Stop 21	312919	Strap, Cable 37
186695	Link 7	187000	Screw, Self-Tapping 17	312920	Strap, Cable 37
186696	Link w/Stud 7	187069	Barrier 30	315756	Plate, Identification 35
186728	Modification Kit 10	187076	Plate 3	320246	Fuse, SL-BL 1.8 Amp 37
186731	Ring, Compression 13	187077	Link w/Post 3	320410	Terminal, Spade Type 36
186732	Line 7	187078	Upstop 3	320411	Terminal, Spade Type 33
186733	Insulator 34	187096	Plate 4,30	320423	Plate 36
186734	Insulator 17	187097	Stud 4	323094	Diode 36
186738	Insulator 34	187098	Wheel, Idler 4	324499	Terminal 36,37
186745	Cylinder 2,5	187099	Eccentric 4	327323	Ring, Retaining 16,20,33
186747	Bracket 30	187100	Washer, Flat 4	328727	Connector, 15 Pt Plug Type 37
186748	Spacer 30	187103	Bracket 15	340699	Clip, Cable 34
186770	Shaft 14	187126	Stud 19		
186774	Handle 33	188059	Plate 3		
186775	Clamp 33	188406	Switch 16		
186776	Modification Kit 33	192007	Terminal, Tab Type 37		
186778	Screw, 6-40 x 7/32 Hex 18	193476	Jumper, 2-3/4" Black 37		
186781	Clip, Function Lever 14	194956	Spring 12		

### 33 CALL CONTROL UNIT (UCC)

#### PARTS

FIGURE	CONTENTS	PAGE
1	Base Plate Components for use With Rotary Dial	2
2	Base Plate Components for use With Touch-Tone or Card Dialing	3
3	Electrical Components for use With Rotary Dial	4
4	Electrical Components for use With Rotary Dial (Continued)	5
5	Electrical Components for use With Touch-Tone or Card Dialing	6
6	Base Plate and Electrical Components for DC Signal Private Line	7
7	Base Plate and Electrical Components for DC Signal Private Line (Continued)	8
8	Electrical Components for Computer Control Private Line	9
9	Base Plate and Electrical Components for use With Station Controller	10
10	Base Plate and Electrical Components for use With Station Controller (Continued)	11
11	Base Plate and Electrical Components	12
12	Base Plate and Electrical Components (Continued)	13
13	186627 Set Interface Logic Assembly	14
14	186630 Modification Kit to Provide Break Detection and Indication	15
15	Alarms and Speaker	16
16	181815, 182695, 183985, 184012, 186000 and 332709 Selector Magnet Driver Assemblies	17
17	Receive-Only Bracket Components	18
18	182489, 193487, 186600 and 186601 Dial Modifications	19
19	186602, 186603, 193488 and 195927 Dial Modifications	20
20	193486, 193489, 195924, 195926 and 327420 Dial Modifications	21
21	Key Assemblies	22
22	Power Cords and Jumpers	23
23	Cable Components	24
24	186670 Modification Kit to Provide Private Line	25
25	Base Plate and Electrical Components for Private Wire Service	26
26	Call Control w/Modem-Logic CARDS	27
27	188865 Power Supply Assembly	28
28	188865 Power Supply Assembly (Continued)	29
29	187133 (Manual) and 187134 (Automatic Reader Card Set of Parts	30
30	186765 (Manual) and 186766 (Automatic) Reader Power Pack Assemblies	30
	Numerical Index	31

\*\* Denotes a painted part  
HF-Light Olive Gray Smooth Vinyl

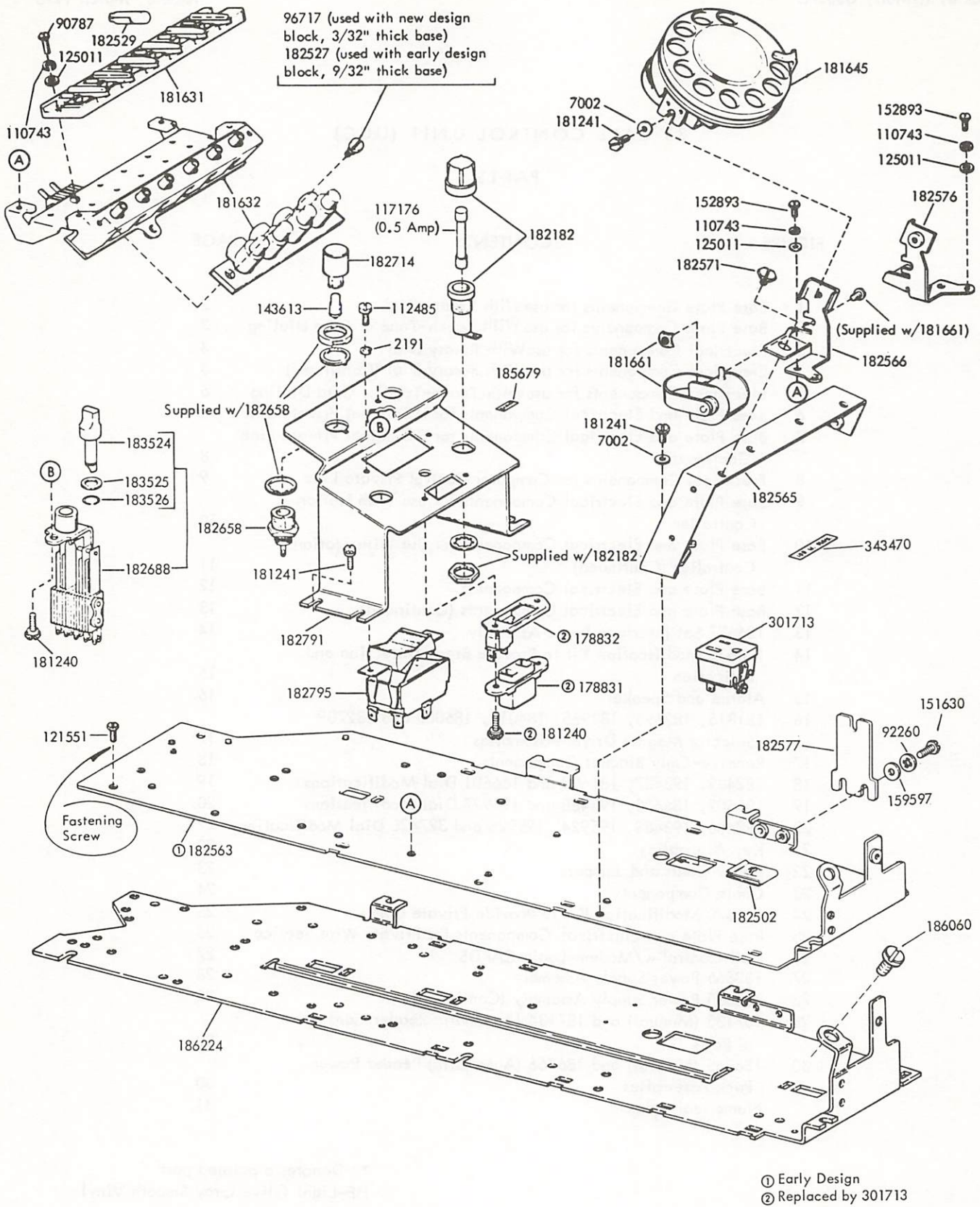


FIGURE 1. BASE PLATE COMPONENTS FOR USE WITH ROTARY DIAL

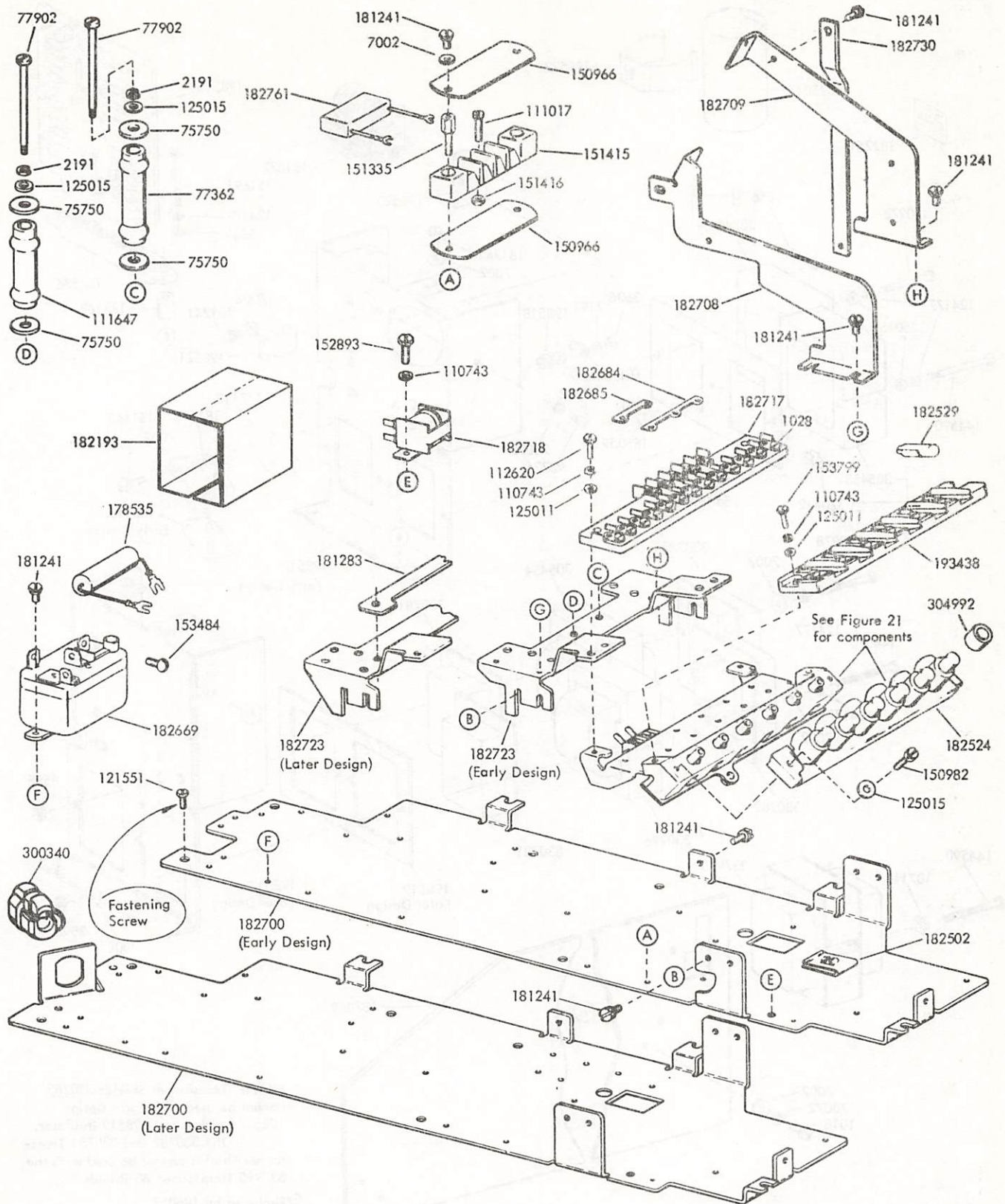


FIGURE 2. BASE PLATE COMPONENTS FOR USE WITH TOUCH-TONE OR CARD DIALING

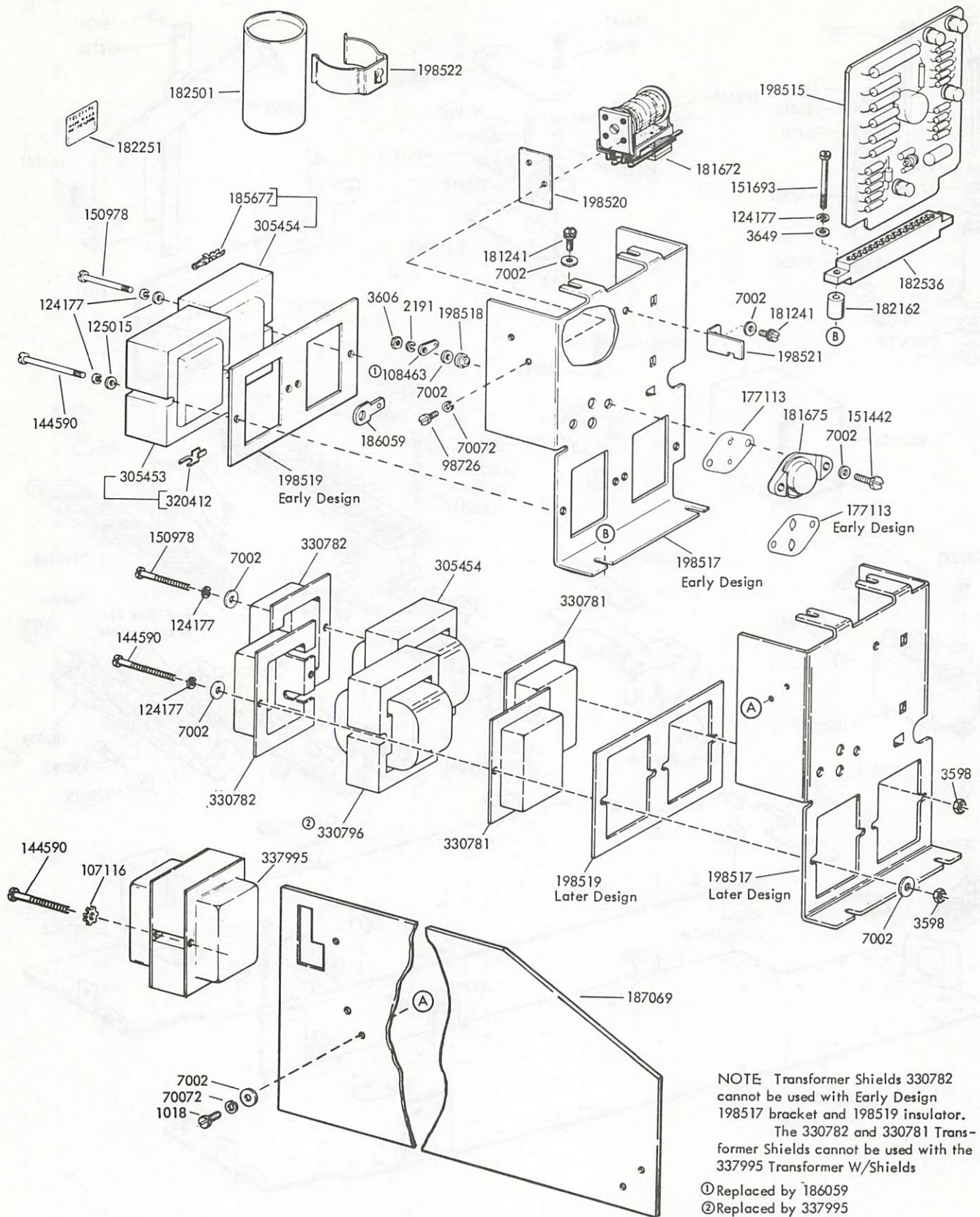


FIGURE 3. ELECTRICAL COMPONENTS FOR USE WITH ROTARY DIAL

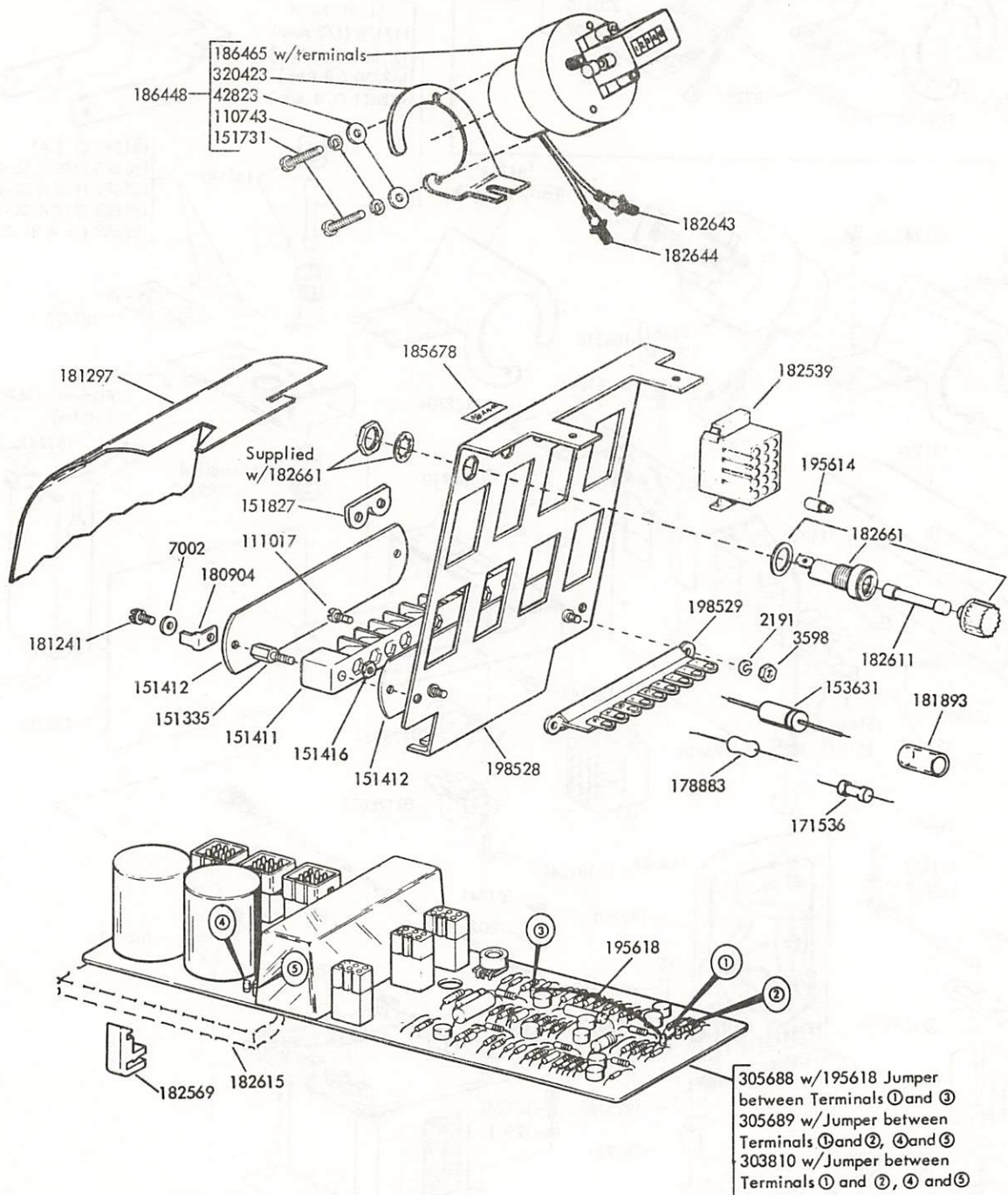


FIGURE 4. ELECTRICAL COMPONENTS FOR USE WITH ROTARY DIAL (Continued)



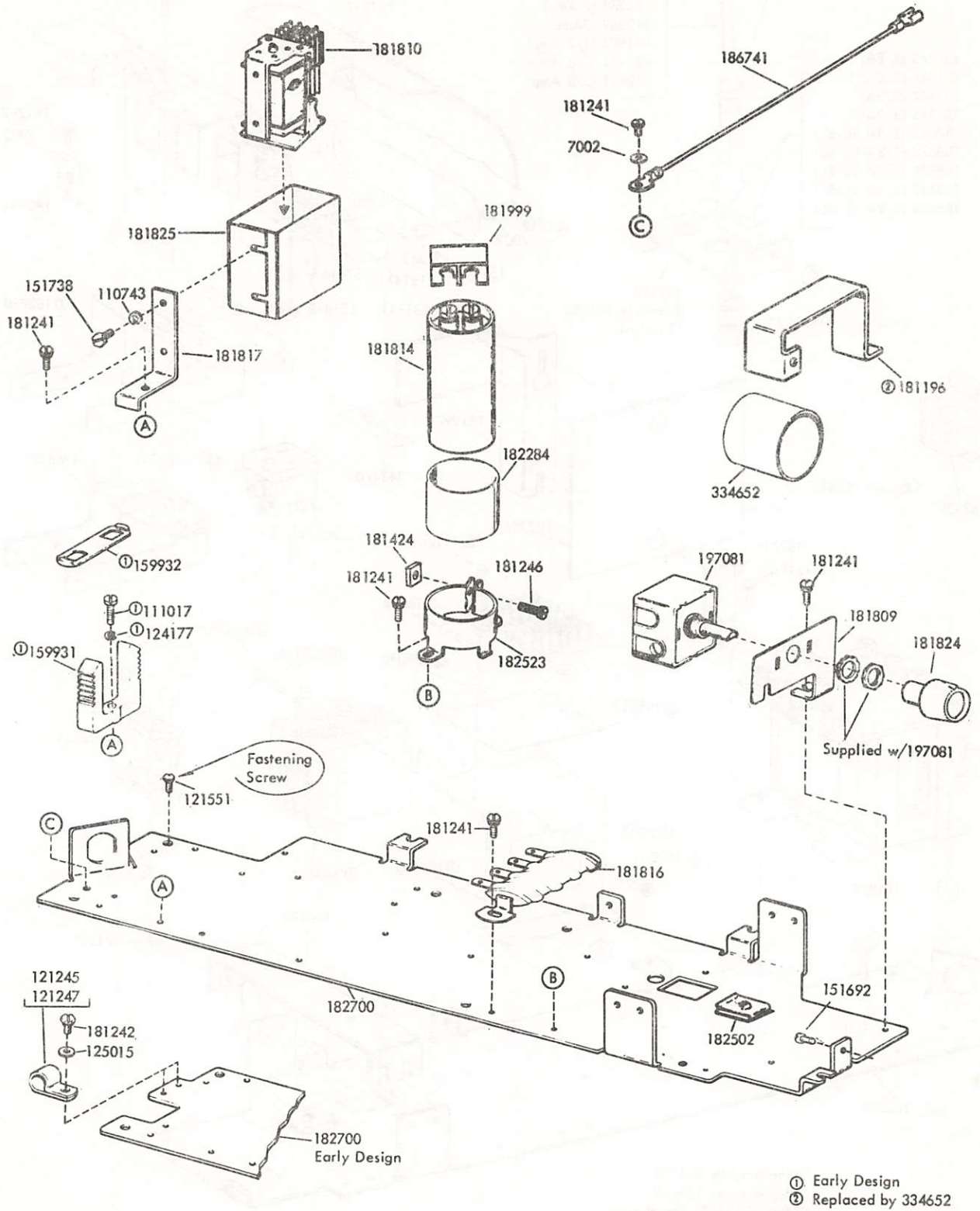


FIGURE 6. BASE PLATE AND ELECTRICAL COMPONENTS FOR DC SIGNAL PRIVATE LINE



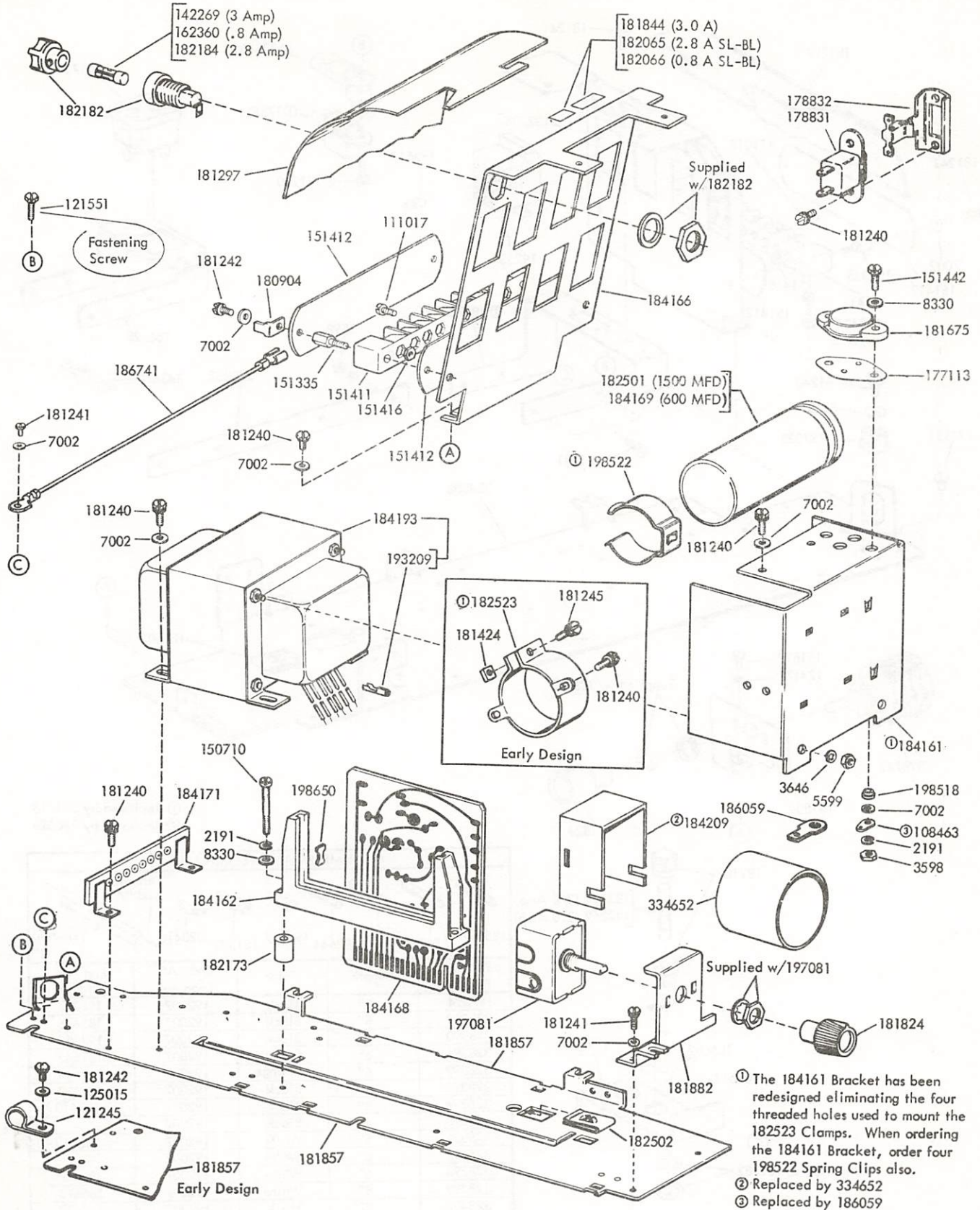


FIGURE 8. ELECTRICAL COMPONENTS FOR COMPUTER CONTROL PRIVATE LINE

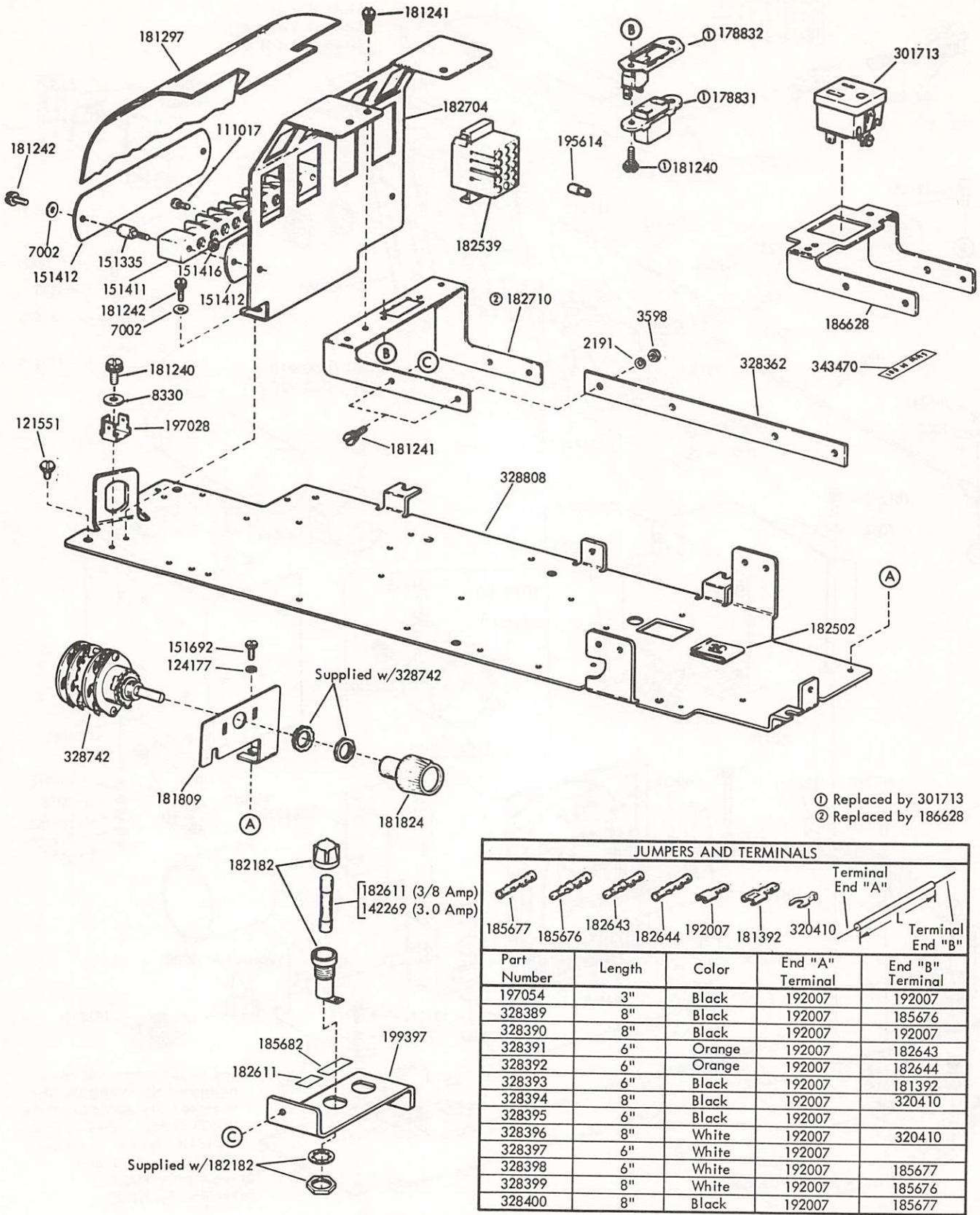


FIGURE 9. BASE PLATE AND ELECTRICAL COMPONENTS FOR USE WITH STATION CONTROLLERS

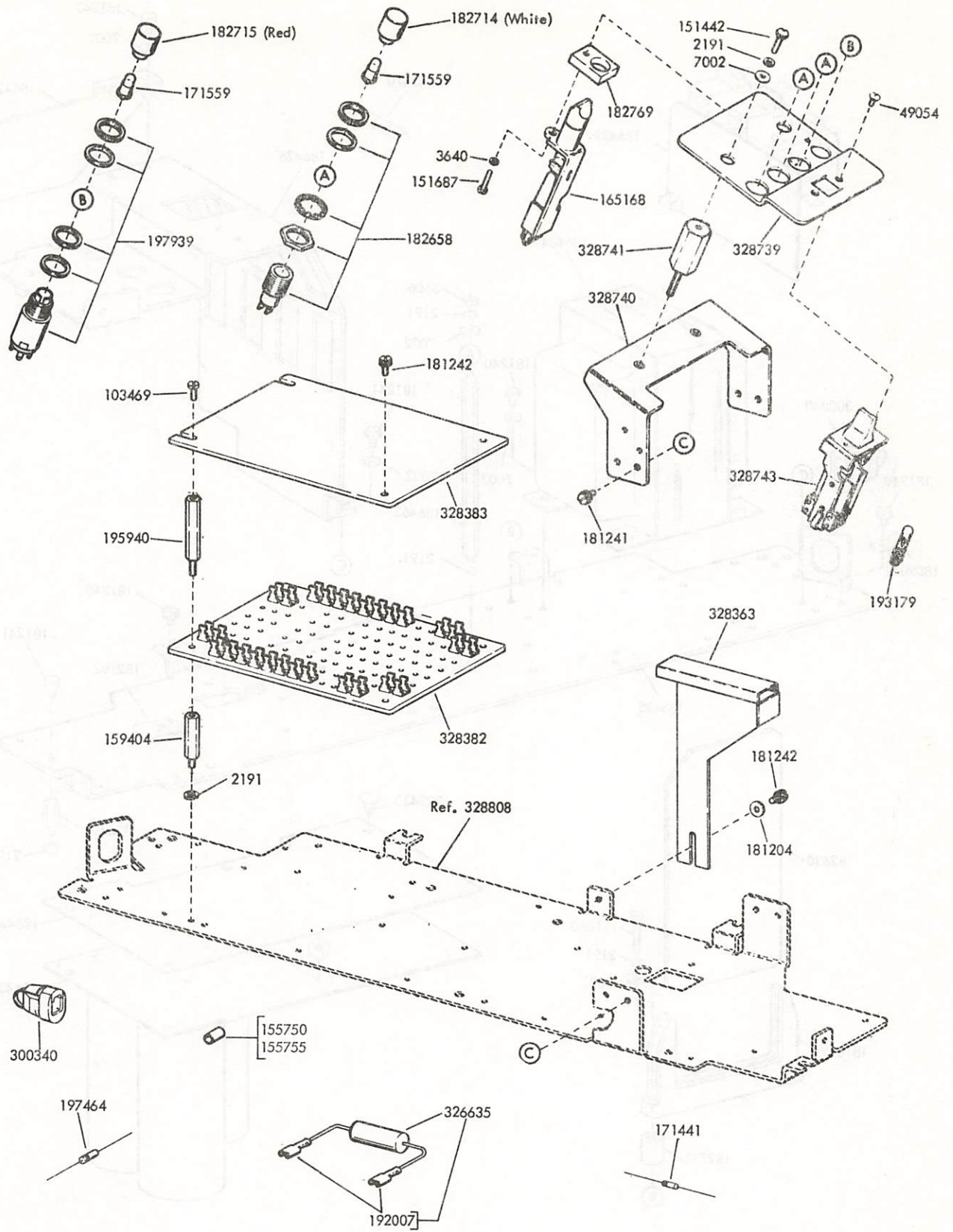


FIGURE 10. BASE PLATE AND ELECTRICAL COMPONENTS FOR USE WITH STATION CONTROLLER (Continued)

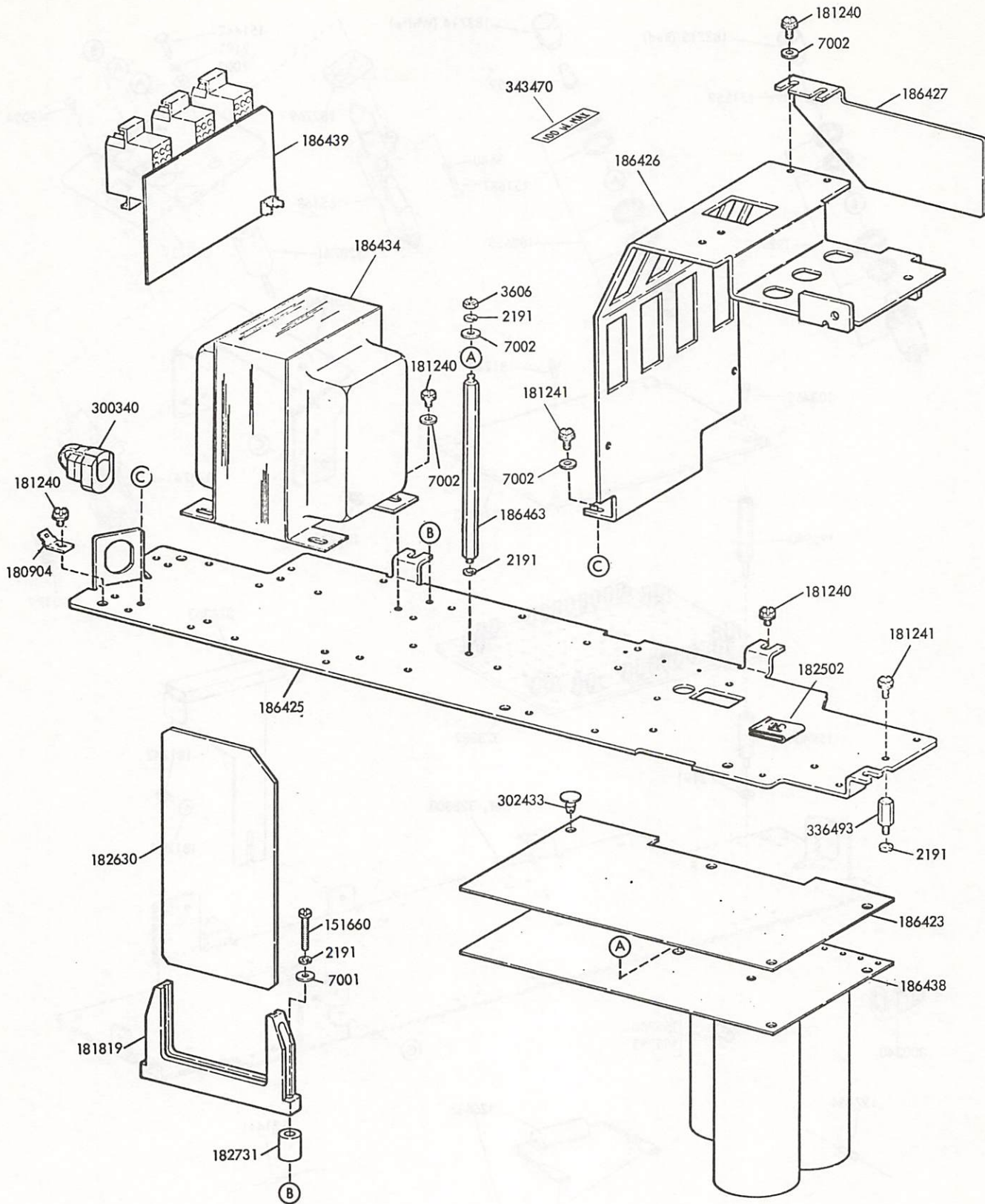
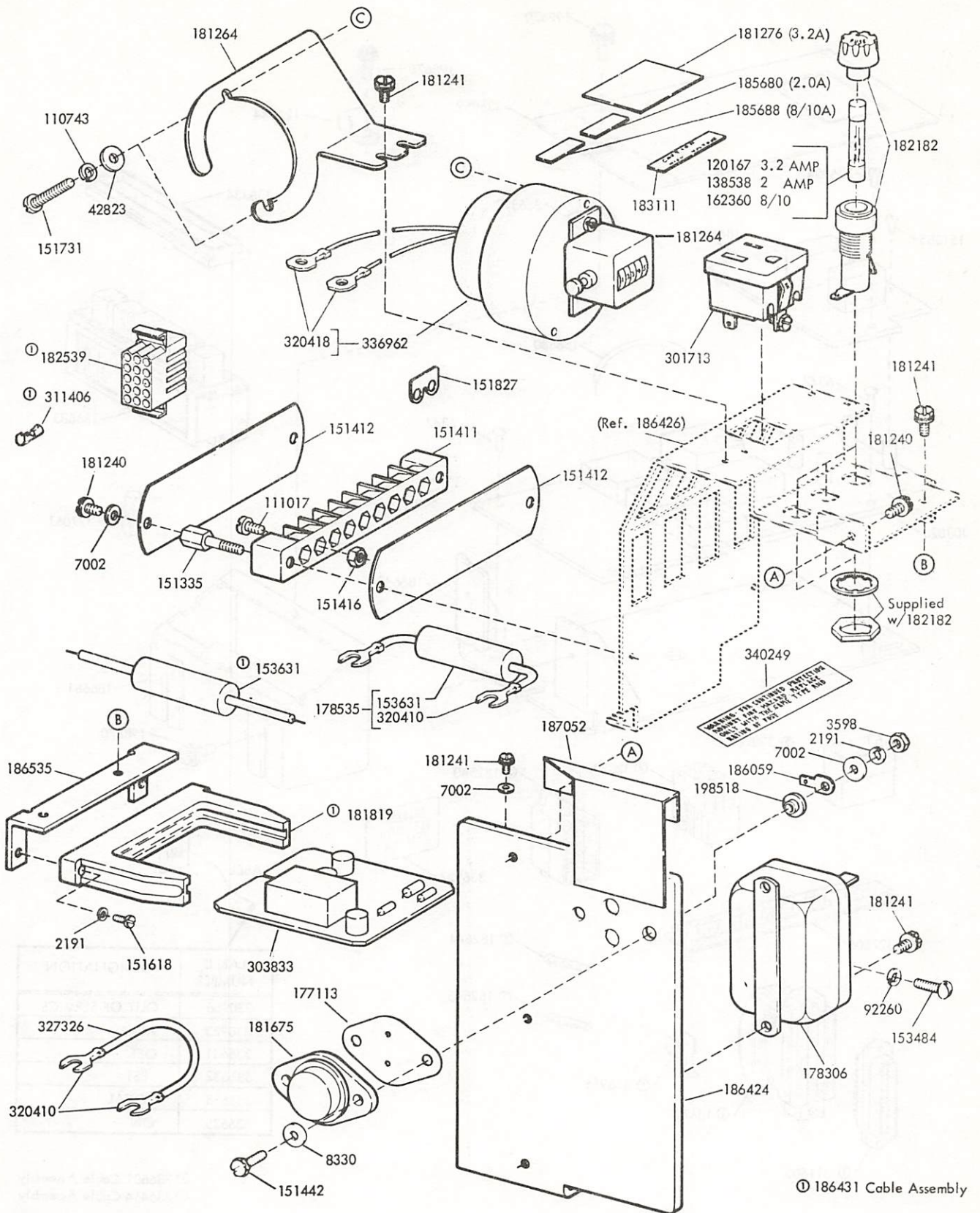


FIGURE 11. BASE PLATE AND ELECTRICAL COMPONENTS



ⓐ 186431 Cable Assembly

FIGURE 12. BASE PLATE AND ELECTRICAL COMPONENTS (Continued)

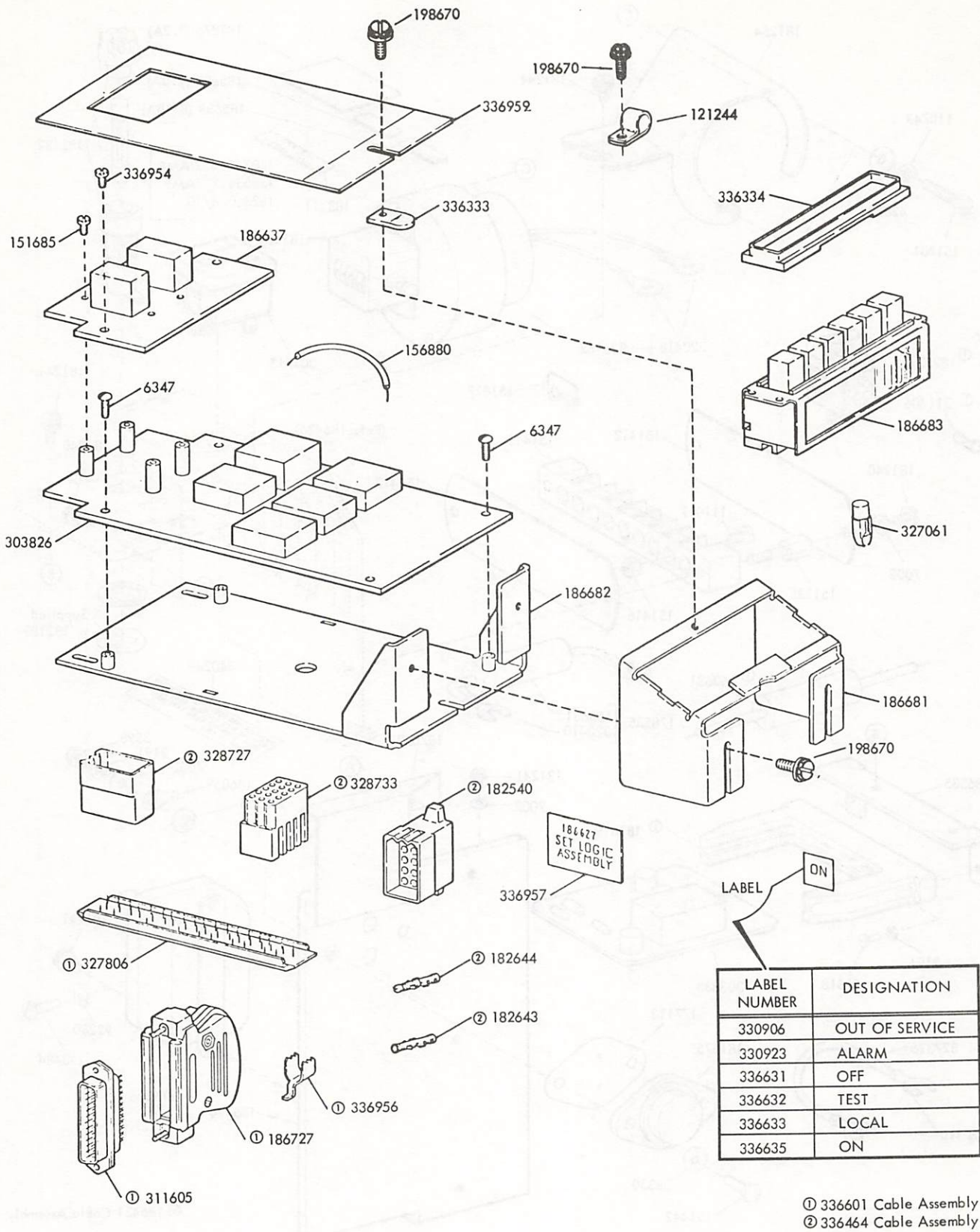
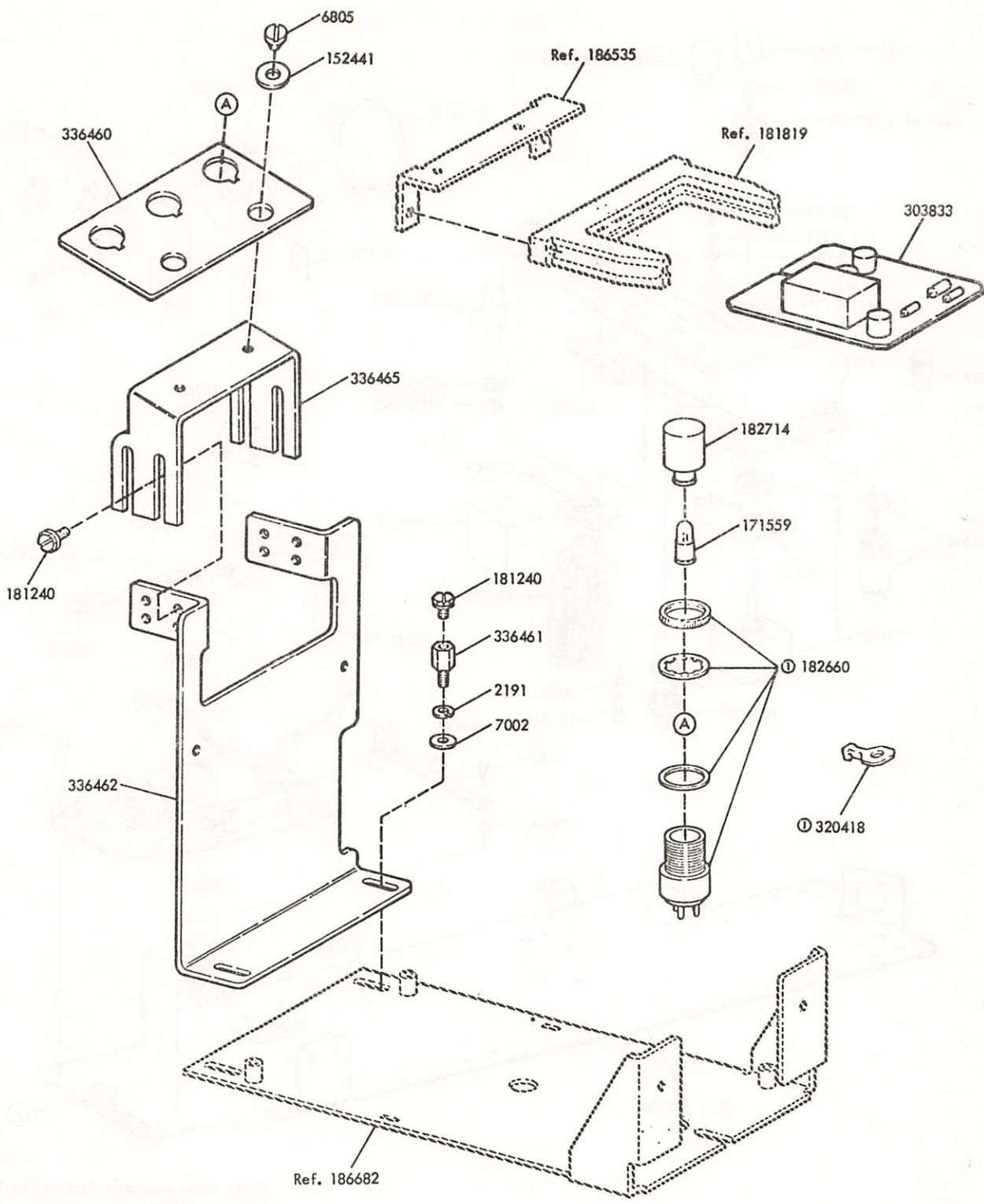


FIGURE 13. 186627 SET INTERFACE LOGIC ASSEMBLY



© 336471 Cable Assembly

FIGURE 14. 186630 MODIFICATION KIT TO PROVIDE BREAK DETECTION AND INDICATION

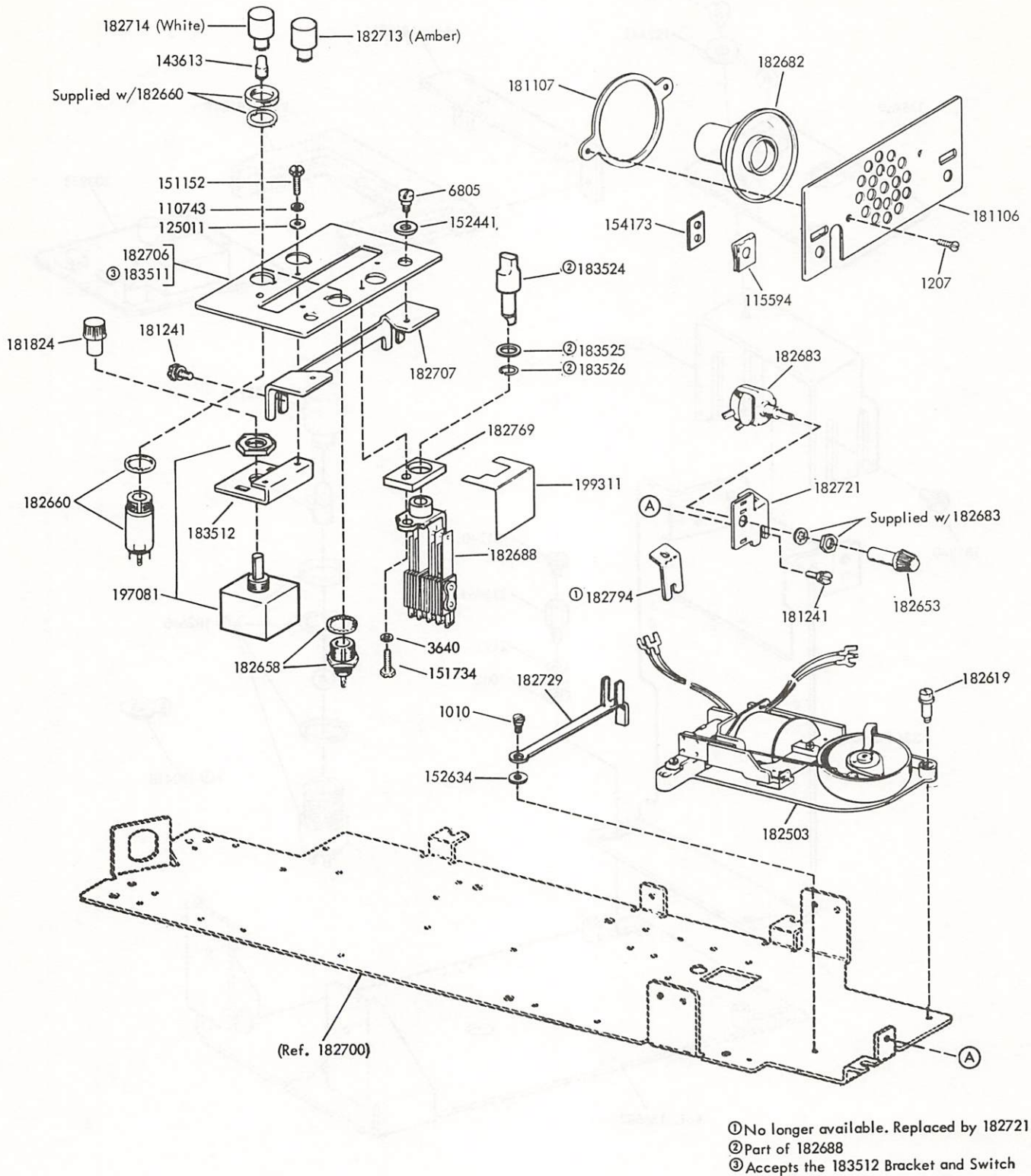
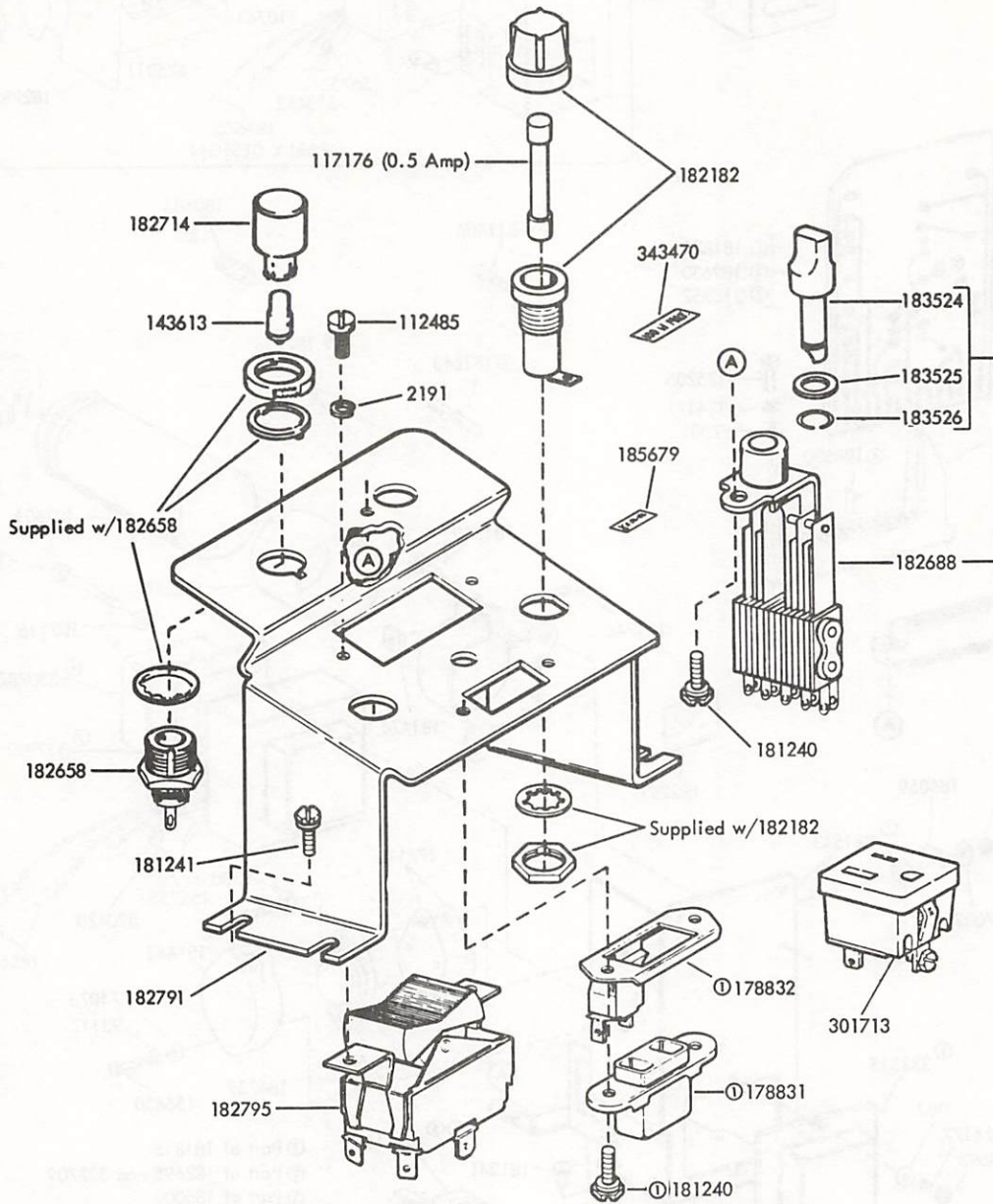


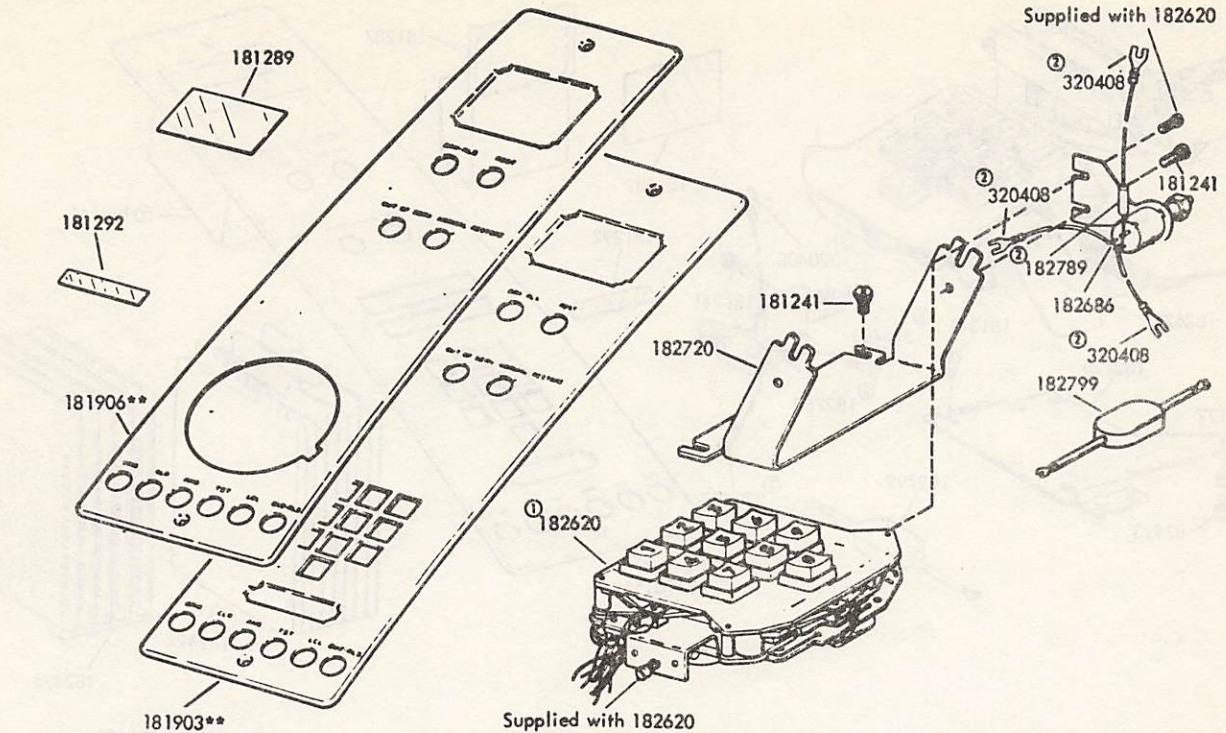
FIGURE 15. ALARMS AND SPEAKER





ⓑ Replaced by 301713

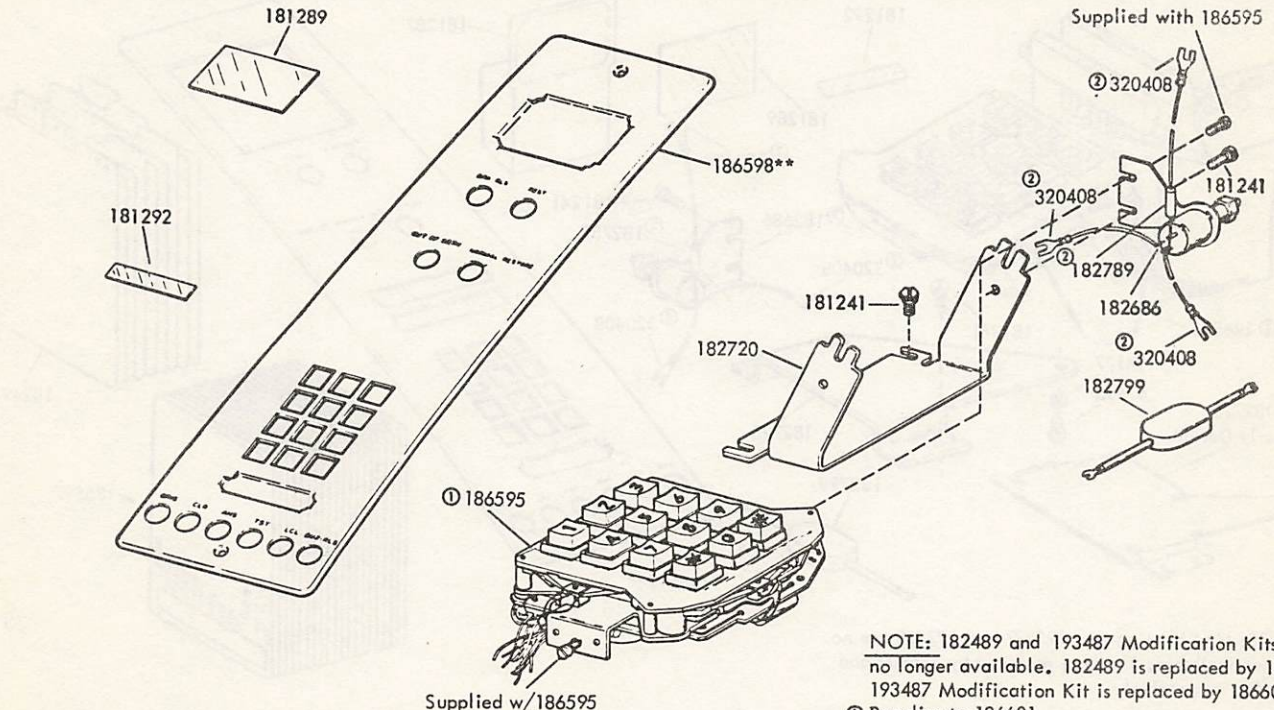
FIGURE 17. RECEIVE-ONLY BRACKET COMPONENTS



Manual 10-button TOUCH-TONE dial

Part of 182489 (less Dialer) and 193487 (with Dialer) Modification Kits (Specification 501565)

- ① Peculiar to 193487
- ② Part of 182686
- ③ Peculiar to 182489



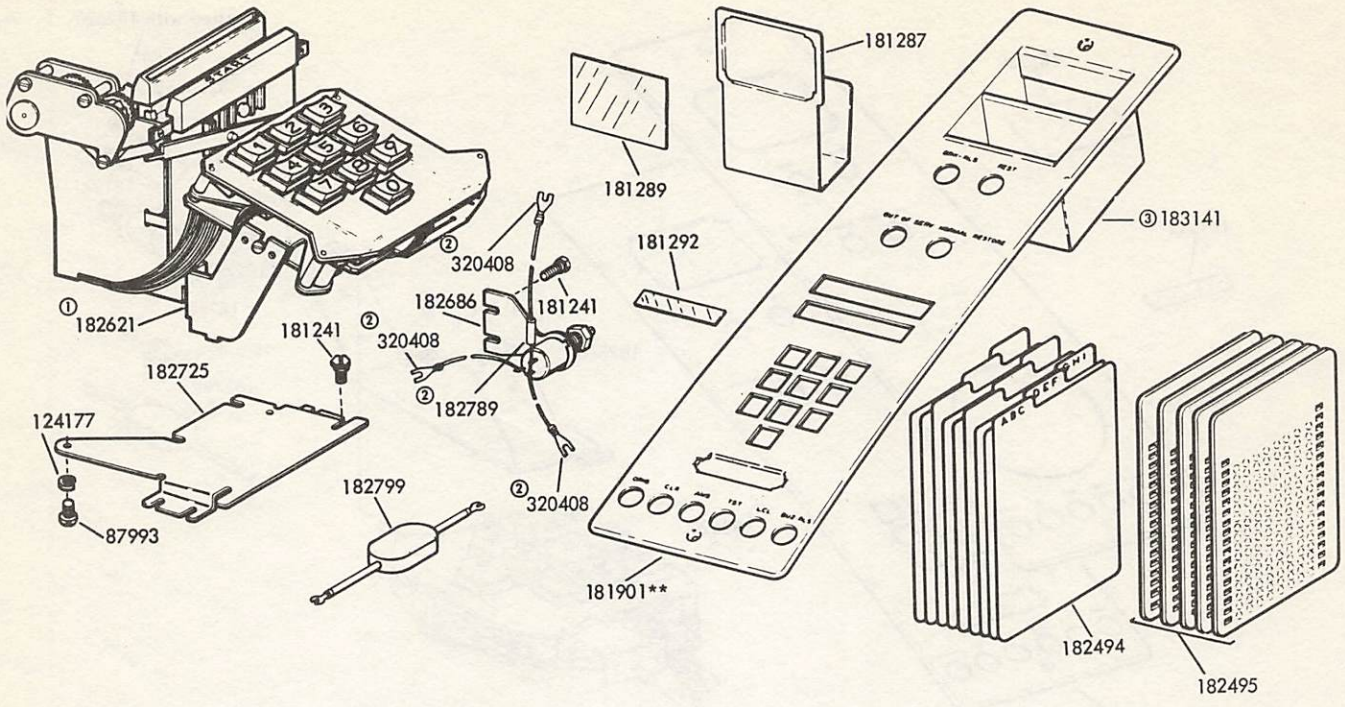
Manual 12-button TOUCH-TONE dial

Part of 186600 (less Dialer) and 186601 (with Dialer) Modification Kits (Specification 501565)

NOTE: 182489 and 193487 Modification Kits are no longer available. 182489 is replaced by 186600. 193487 Modification Kit is replaced by 186601.

- ① Peculiar to 186601
- ② Part of 182686
- \*\* Refer to page 1 for finish suffix

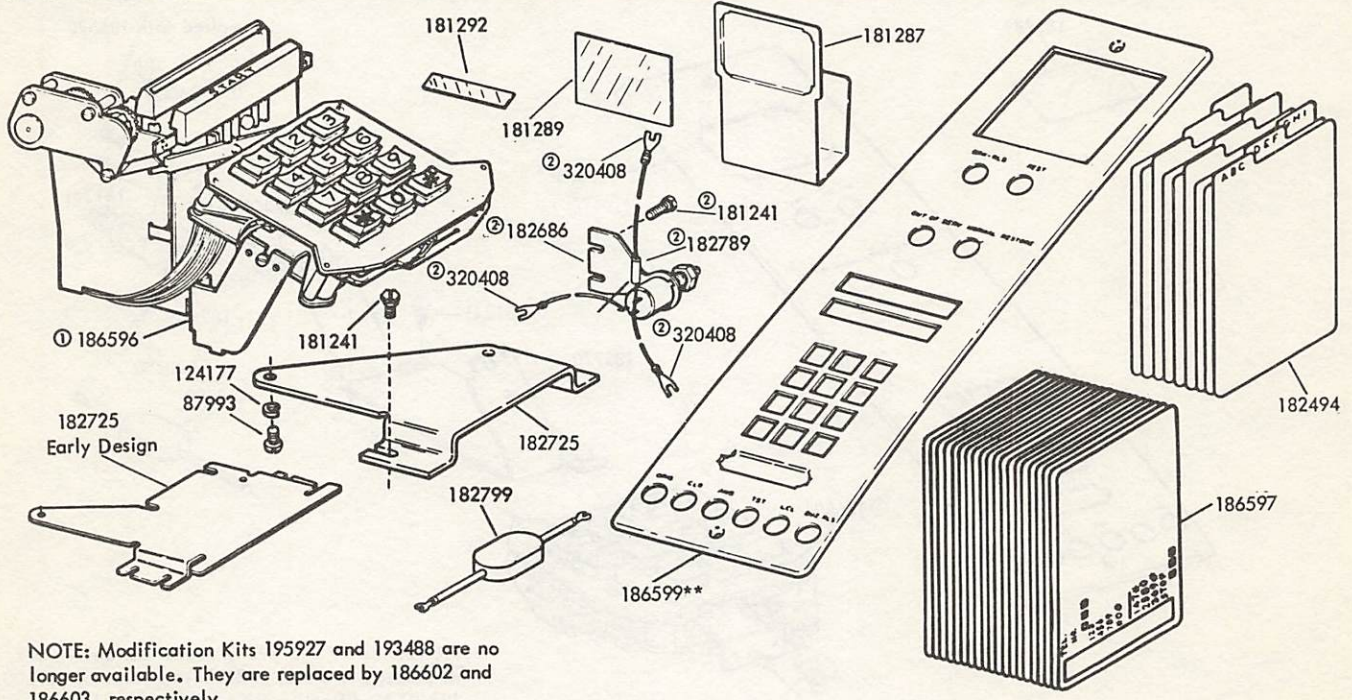
FIGURE 18. 182489, 193487, 186600 AND 186601 DIAL MODIFICATIONS



Manual 10-button  
TOUCH-TONE and Card Dial

Part of 195927 (less Dialer) and 193488 (with Dialer)  
Modification Kits (Specification 501405)

- ① Peculiar to 193488
- ② Part of 182686
- ③ Supplied as part of faceplate or can be ordered separately



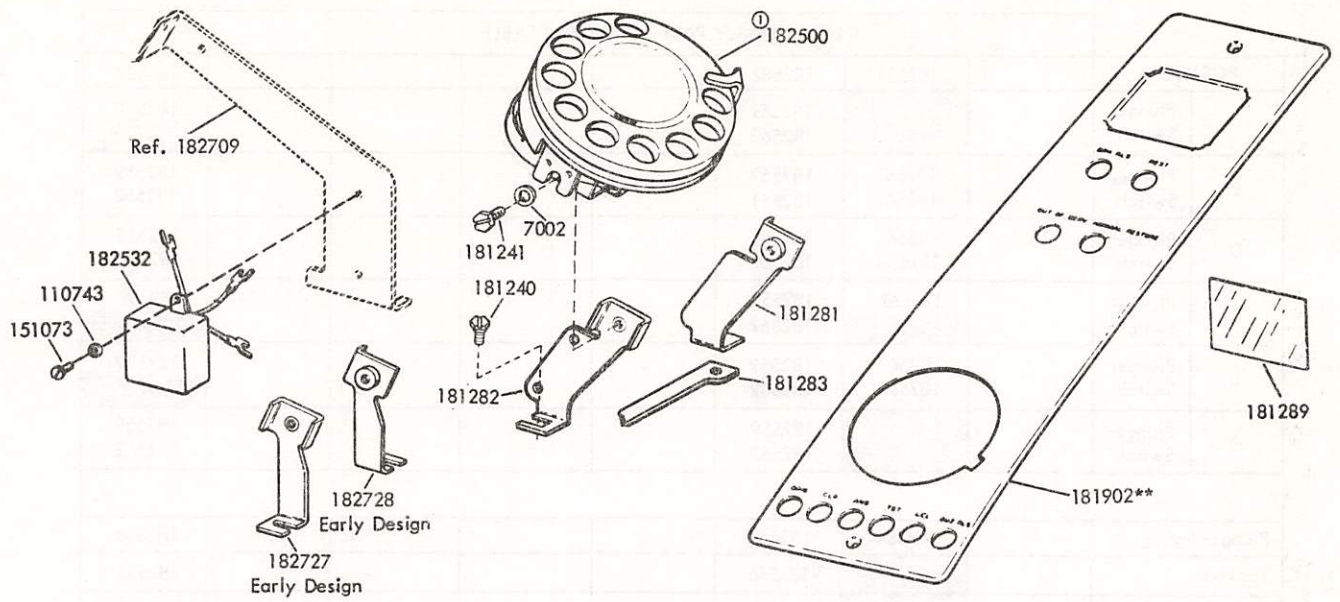
NOTE: Modification Kits 195927 and 193488 are no longer available. They are replaced by 186602 and 186603, respectively.

Manual 12-button  
TOUCH-TONE and Card Dial

Part of 186602 (less Dialer) and 186603 (with Dialer)  
Modification Kits (Specification 501405)

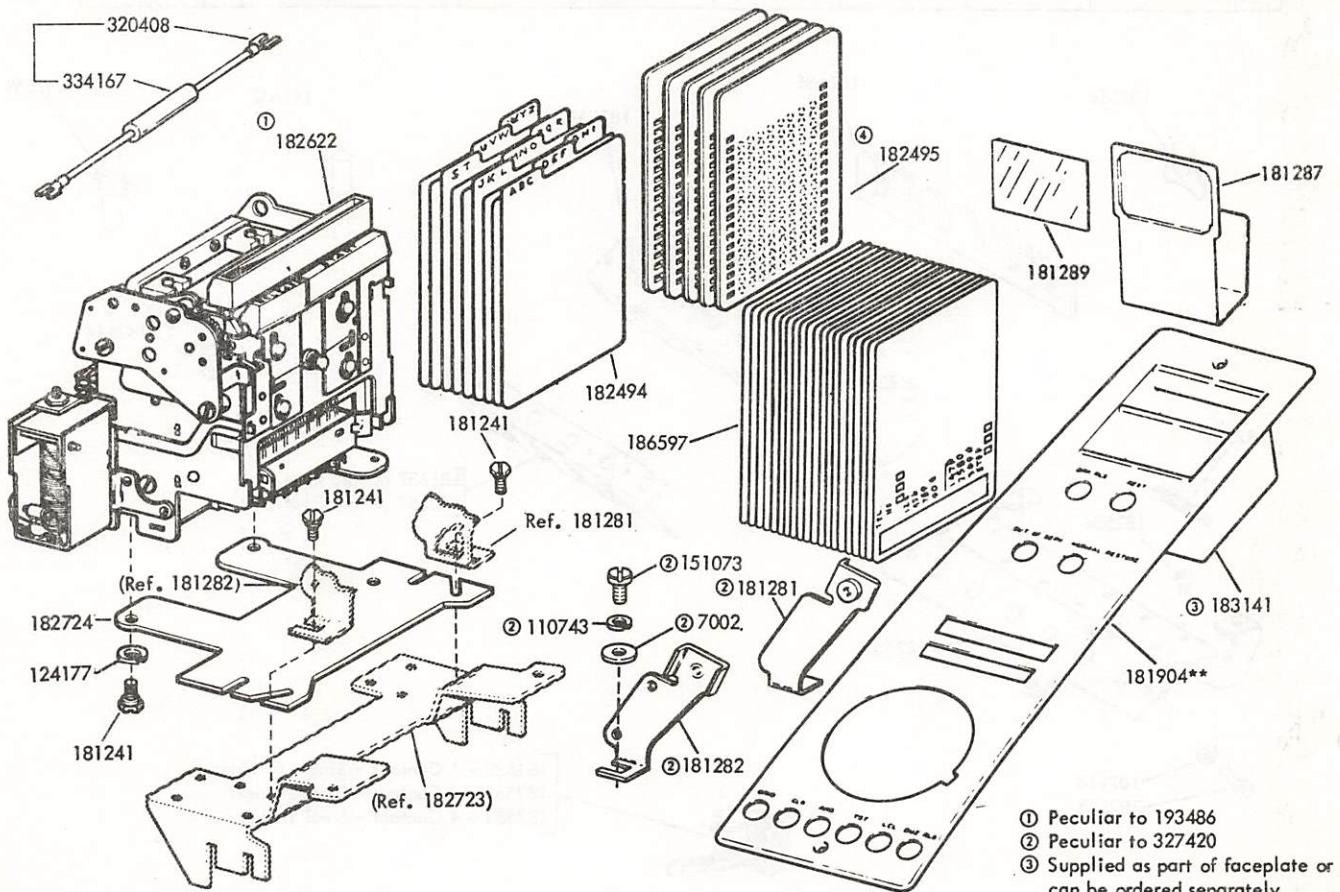
- ① Peculiar to 186603
- ② Part of 182686
- \*\*Refer to page 1 for finish suffix

FIGURE 19. 186602, 186603, 193488 AND 195927 DIAL MODIFICATIONS



Rotary Dial Part of 193489 (with Dialer) and 195926 (less Dialer) Modification Kits (Specification 501565)

① Peculiar to 193489



DC Card Dial Part of 193486 (with Dial) and 195924 (less Dial) Modification Kits (Specification 501645) and 327420 (less Dial) Modification Kit (Specification 501565)

- ① Peculiar to 193486
- ② Peculiar to 327420
- ③ Supplied as part of faceplate or can be ordered separately
- \*\* Refer to page 1 for finish suffix
- ④ Replaced by 186597

FIGURE 20. 193486, 193489, 195924, 195926 AND 327420 DIAL MODIFICATIONS

		KEY ASSEMBLY PART LOCATION TABLE						
POSITION		182581	182582					182589
F	Plunger Switch		182559 182562					182559
E	Plunger Switch	182667 182562	182559 182561					182559 182562
D	Plunger Switch	182667 181638	182559 182562					182559 182562
C	Plunger Switch	182667	182559 182562					182559
B	Plunger Switch	182667 182562	182559 182562					182559
A	Plunger Switch		182559 182562					182559 182562
Plunger Spring		182554	182554					182554
Lockout			182556					182556
Latch Bar			182666					182666
Latch Spring			182535					182535
Bracket		181637	182557					182557

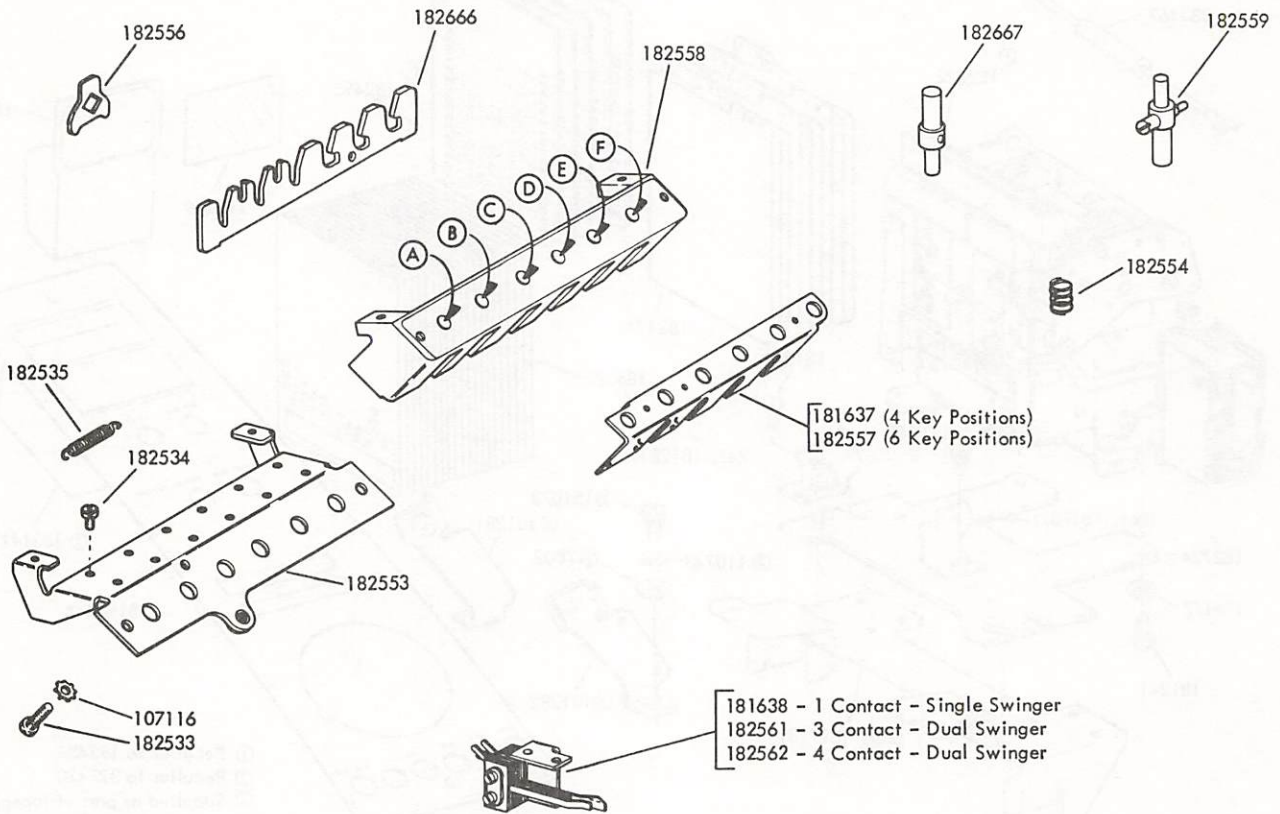


FIGURE 21. KEY ASSEMBLIES

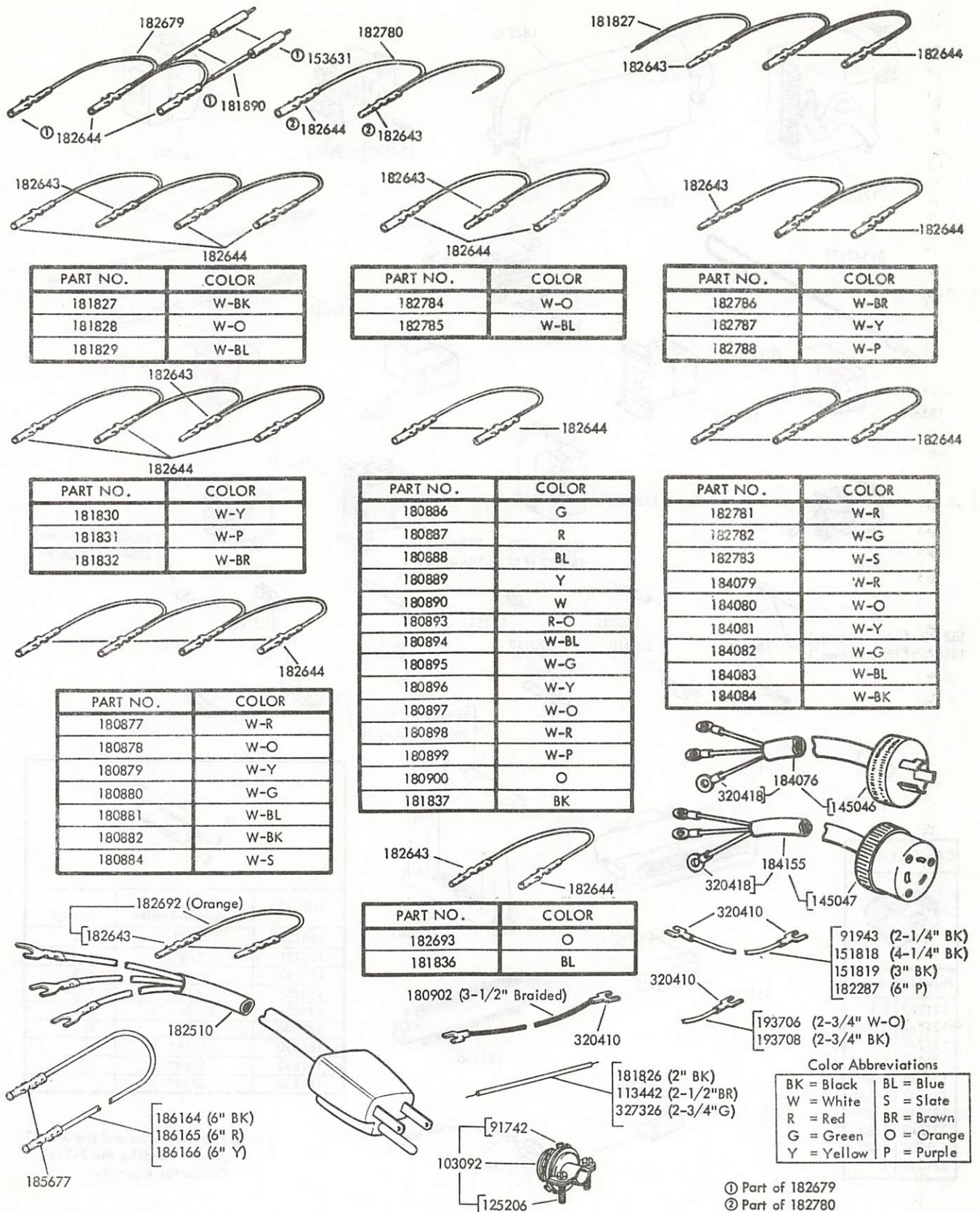
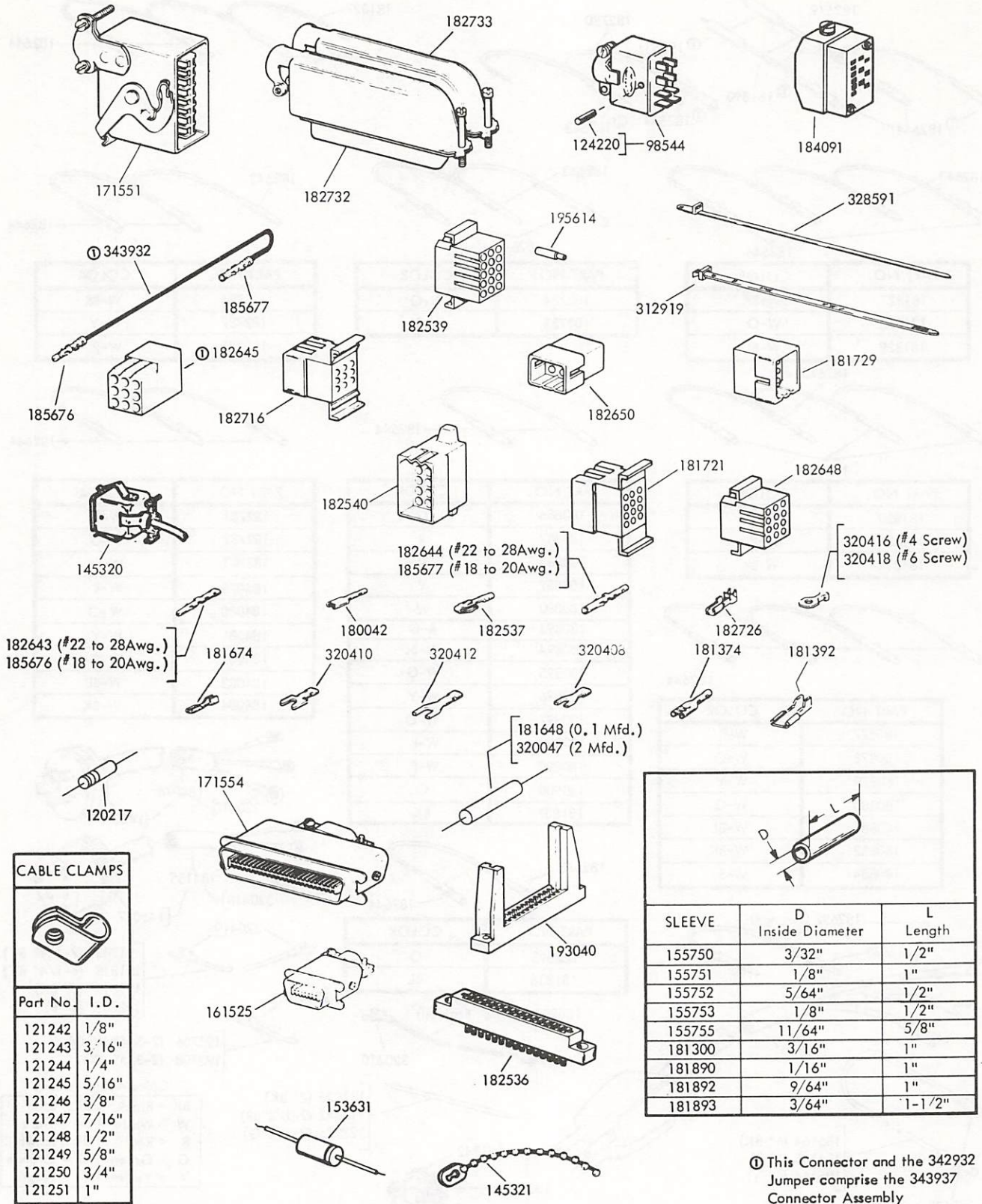


FIGURE 22. POWER CORDS AND JUMPERS



CABLE CLAMPS



Part No.	I. D.
121242	1/8"
121243	3/16"
121244	1/4"
121245	5/16"
121246	3/8"
121247	7/16"
121248	1/2"
121249	5/8"
121250	3/4"
121251	1"

SLEEVE	D Inside Diameter	L Length
155750	3/32"	1/2"
155751	1/8"	1"
155752	5/64"	1/2"
155753	1/8"	1/2"
155755	11/64"	5/8"
181300	3/16"	1"
181890	1/16"	1"
181892	9/64"	1"
181893	3/64"	1-1/2"

Ⓢ This Connector and the 342932 Jumper comprise the 343937 Connector Assembly

FIGURE 23. CABLE COMPONENTS

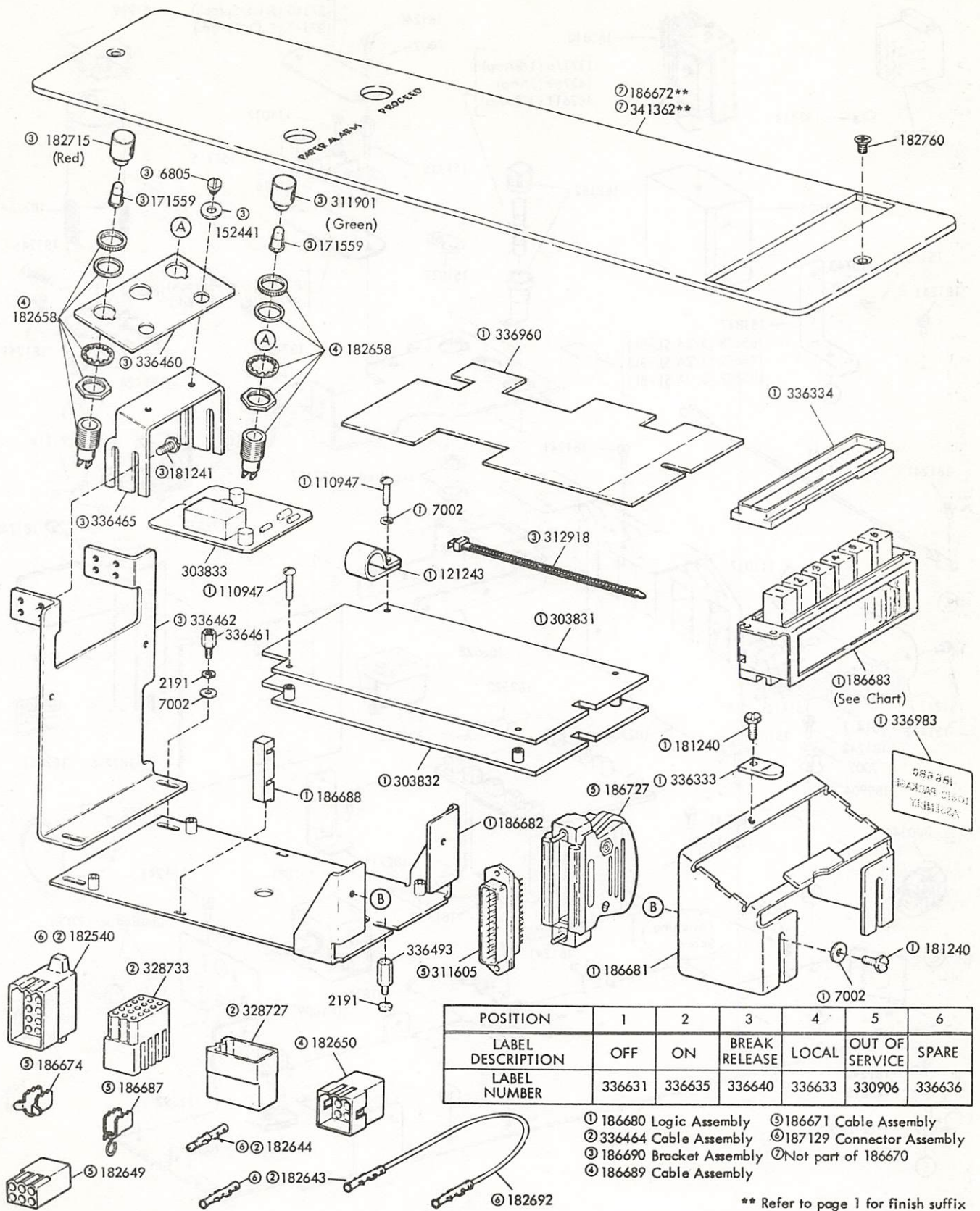


FIGURE 24. 186670 MODIFICATION KIT TO PROVIDE PRIVATE LINE

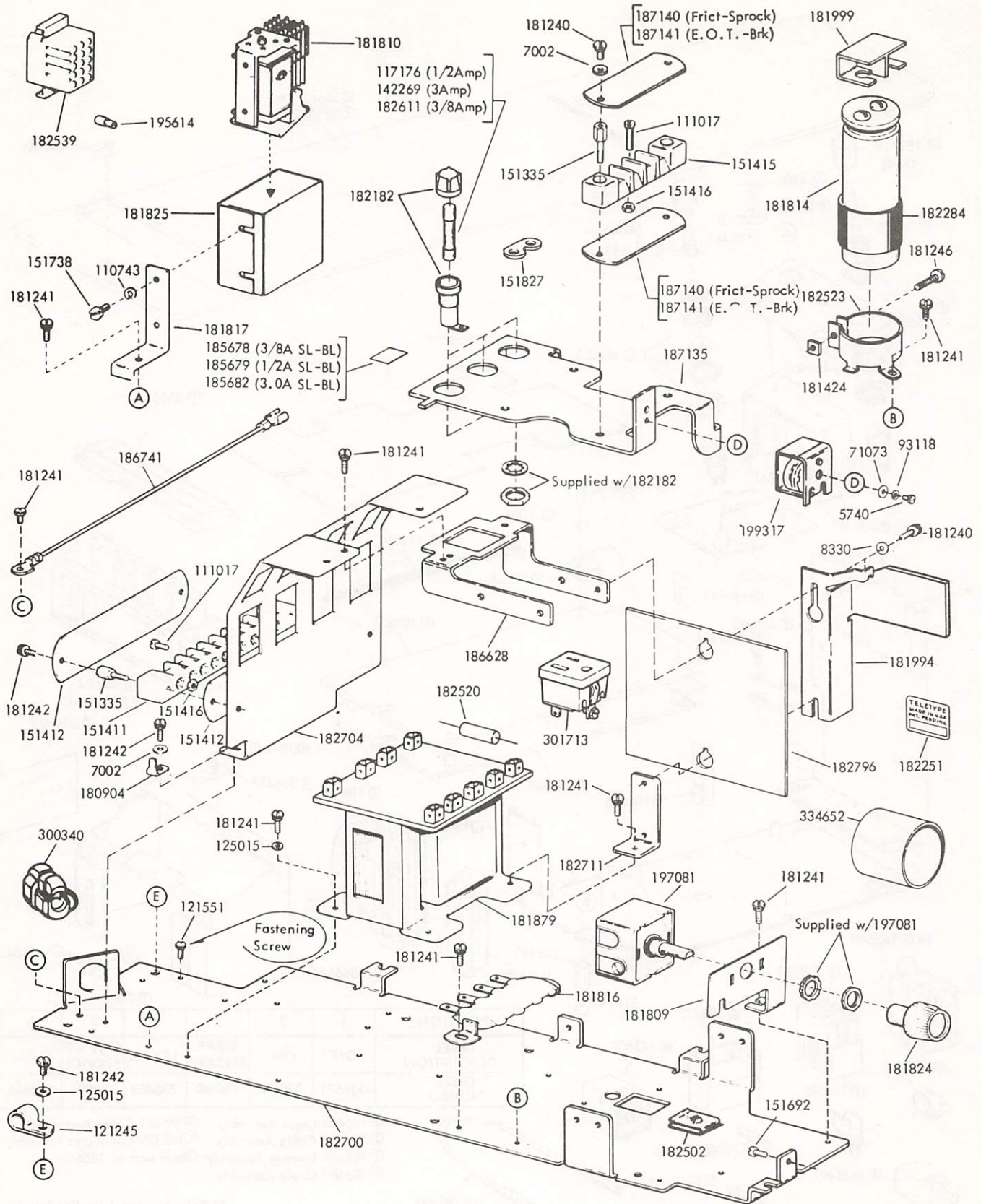


FIGURE 25. BASE PLATE AND ELECTRICAL COMPONENTS FOR PRIVATE WIRE SERVICE

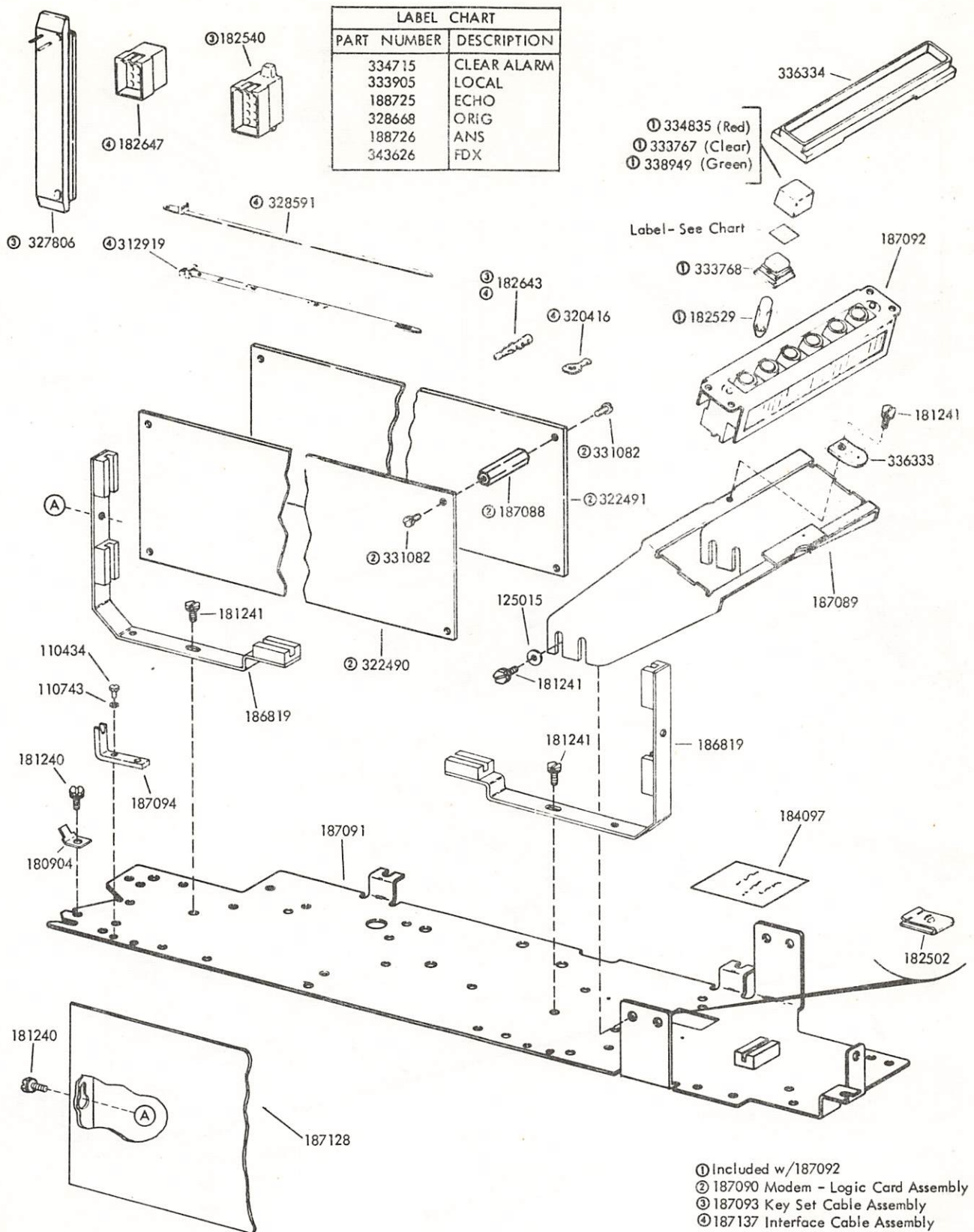


FIGURE 26. CALL CONTROL W/MODEM - LOGIC CARDS

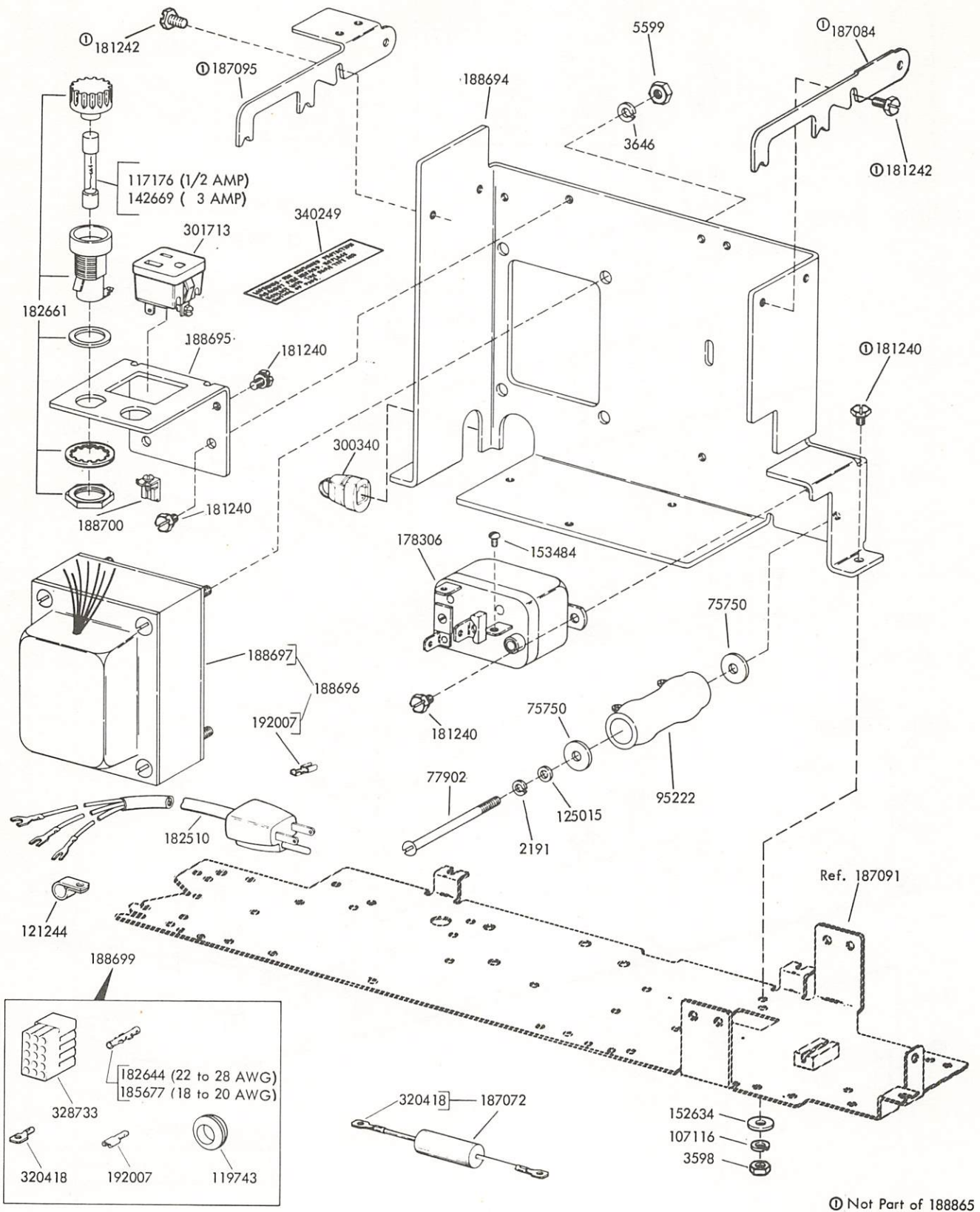
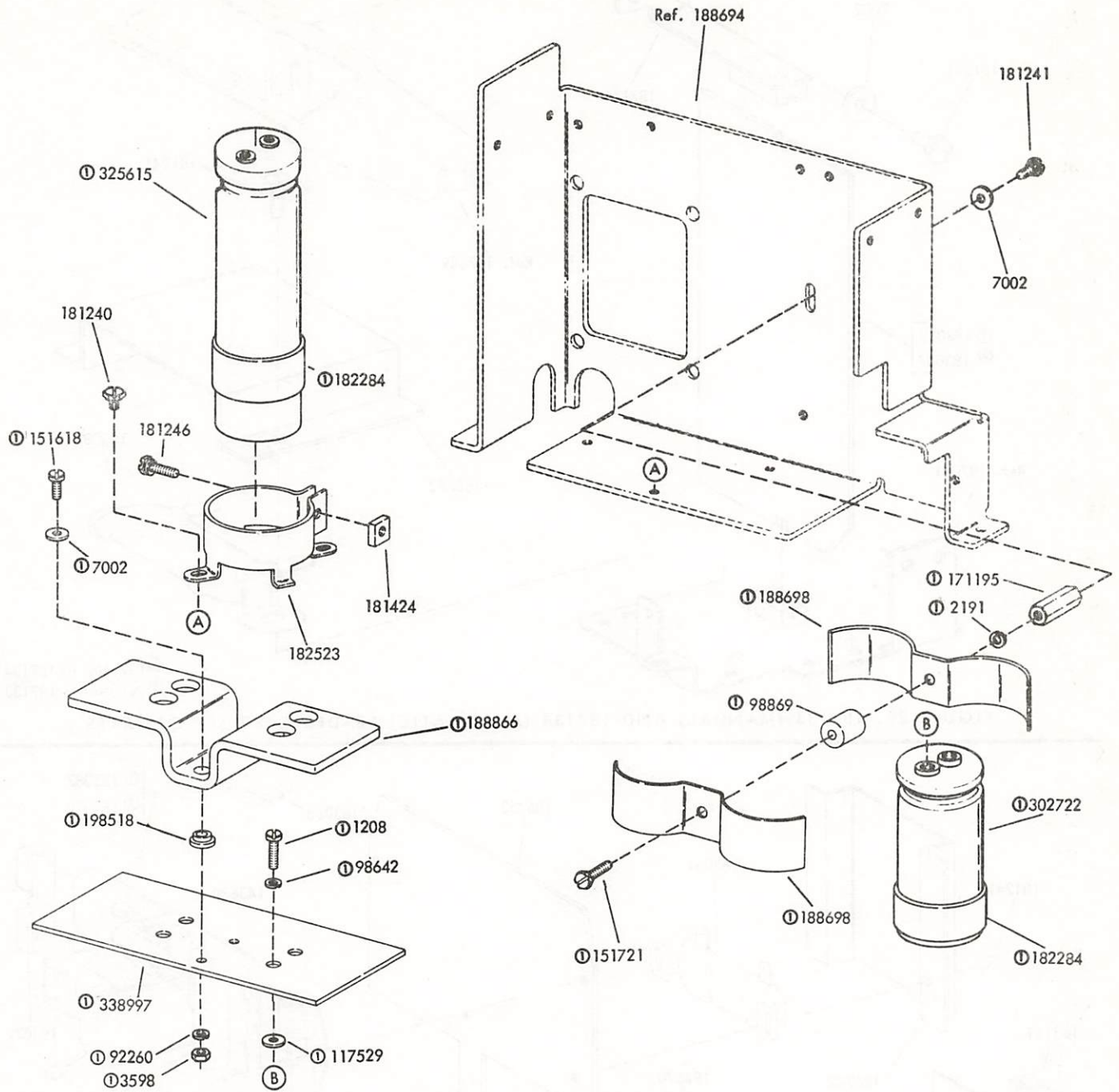


FIGURE 27. 188865 POWER SUPPLY ASSEMBLY



① 303846 Circuit Card Assembly

FIGURE 28. 188865 POWER SUPPLY ASSEMBLY (Continued)

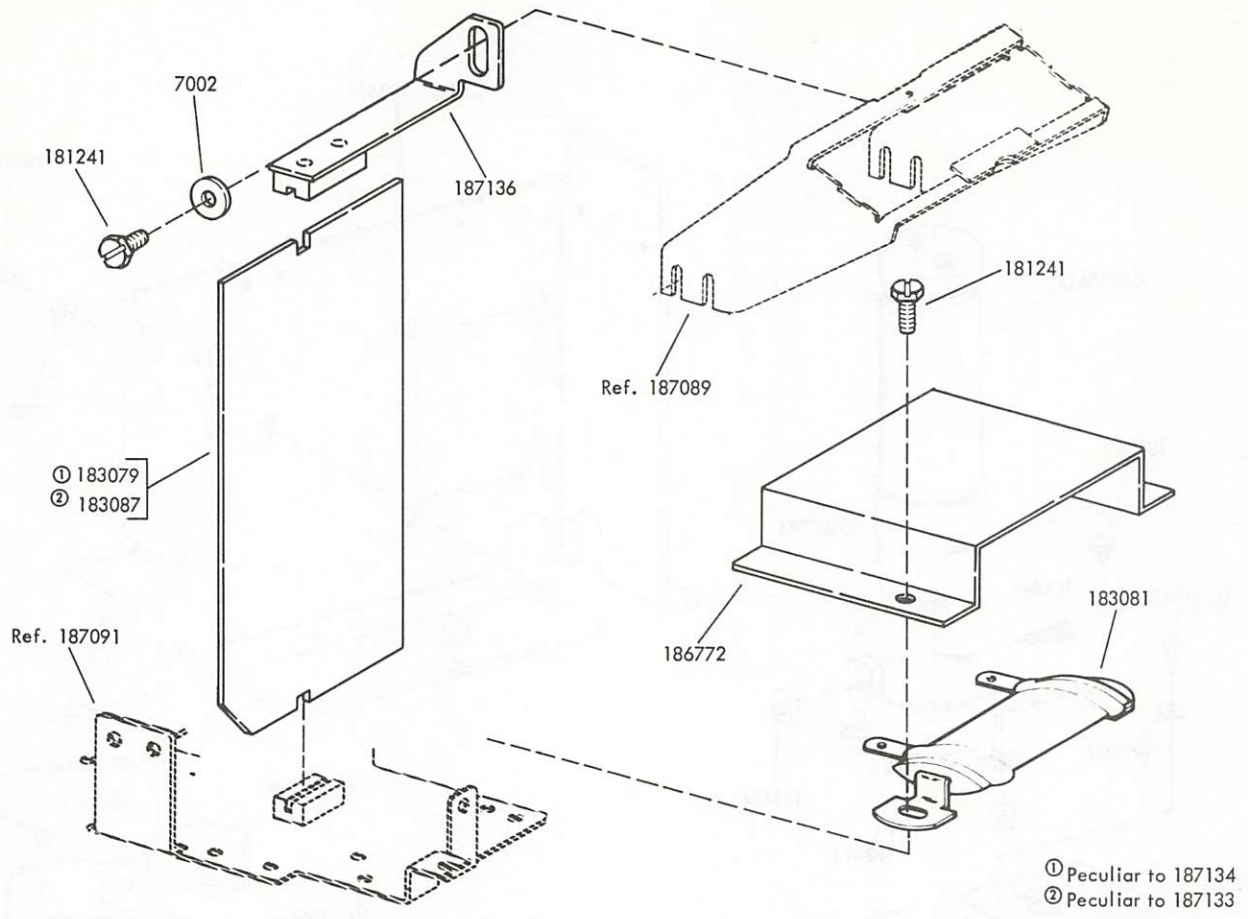


FIGURE 29. 187133 (MANUAL) AND 187134 (AUTOMATIC) READER CARD SET OF PARTS

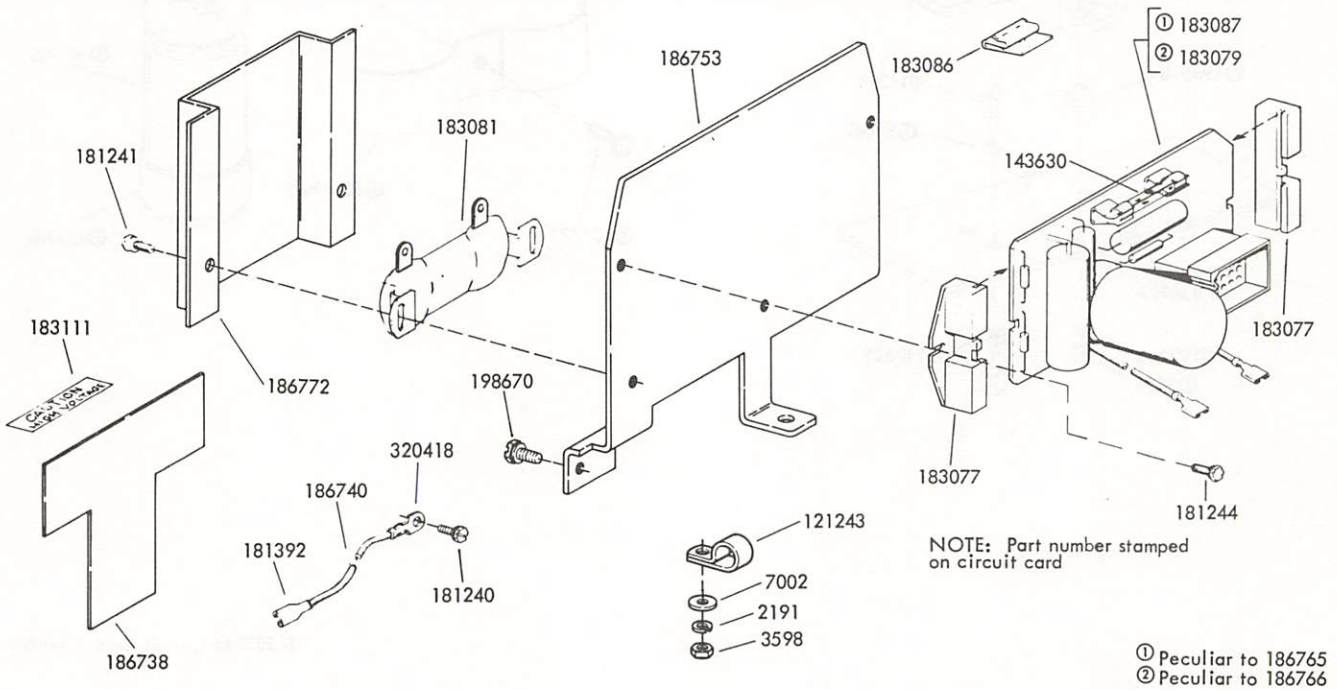


FIGURE 30. 186765 (MANUAL) AND 186766 (AUTOMATIC) READER POWER PACK ASSEMBLIES

## NUMERICAL INDEX

Part Number	Description and Page Number	Part Number	Description and Page Number	Part Number	Description and Page Number
1010	Screw, 6-40 Shoulder 16	110743	Lockwasher 2,3,5,6,7,13, 16,17,21,26,27	145047	Connector, 3 Pt Receptacle 23
1018	Screw, 3-48 x 5/16 Fil 4	110947	Screw, 6-32 x 13/16 Rd 25	145320	Connector, 4 Pt Receptacle 24
1028	Screw, 4-40 x 1/4 Fil 3	111017	Screw, 6-40 x 5/16 Fil 3, 5,6,7,8,9,10,13,26	145321	Tie, Cable 24
1207	Screw, 4-36 x 5/16 Flat 16	111647	Resistor, 1,000 Ohm 3	150710	Screw, 6-40 x 1-1/4 Fil 9 17
1208	Screw, 10-32 x 5/8 Fil 29	112485	Screw, 6-32 x 1/4 Fil 2,18	150966	Insulator, Terminal 3
2191	Lockwasher 2,3,4,5,9, 10,11,12,13,15,17,18,25, 28,29,30	112620	Screw, 4-40 x 1/2 Hex 3, 17	150978	Screw, 6-40 x 1-1/8 Fil 4
3598	Nut, 6-40 Hex 4,5,6,8,9, 10,13,17,28,29,30	113442	Jumper, 2-1/2" Brown 23	150982	Screw, 4-40 x 7/16 Fil 3
3606	Nut, 6-40 Hex 4,12	115594	Nut, Speed 16	151073	Screw, 4-40 x 5/32 Fil 21
3640	Lockwasher 11,16	117176	Fuse, SL-BL 0.5 Amp 2,6, 8,18,26,28	151152	Screw, 4-40 x 3/16 Hex 16
3646	Lockwasher 9,28	117529	Spacer, .281" Thk 29	151335	Stud 3,5,6,8,9,10,13,26
3649	Washer, Flat 4,6	119743	Grommet, Rubber 28	151411	Block, Terminal 5,6,8,9, 10,13,26
5599	Nut, 8-32 Hex 9,28	120167	Fuse, SL-BL 3.2 Amp 6,8,13	151412	Insulator, Terminal 5,6, 8,9,10,13,26
5740	Screw, 2-56 x 1/4 Fil 26	120217	Resistor, 1200 Ohm 24	151415	Block, Terminal 3,26
6347	Screw, 6-32 x 3/8 Rd 14	121242	Clamp, 1/8 ID Cable 7,24	151416	Nut, 6-40 Hex 3,5,6,8, 9,10,13,26
6805	Screw, 6-40 Shoulder 15, 16,25	121243	Clamp, 3/16 ID Cable 24, 25,30	151442	Screw, 6-40 x 1/2 Hex 4, 9,11,13,17
7001	Washer, Flat 12,17	121244	Clamp, 1/4 ID Cable 14,24 28	151618	Screw, 6-40 x 7/16 Fil 13, 29
7002	Washer, Flat 2 to 13, 15, 17,21,25,26,29,30	121245	Clamp, 5/16 ID Cable 7,9, 24,26	151630	Screw, 6-40 x 1/4 Hex 2
8330	Washer, Flat 6,9,10,13, 17,26	121246	Clamp, 3/8 ID Cable 24	151660	Screw, 6-40 x 7/8 Fil 6, 12
42823	Washer, Flat 5,6,13	121247	Clamp, 7/16 ID Cable 7,24	151685	Screw, 4-40 x 5/16 Fil 14
49054	Screw, 2-56 x 3/16 Flat 11	121248	Clamp, 1/2 ID Cable 24	151687	Screw, 4-40 x 7/16 Fil 11
70072	Lockwasher 4	121249	Clamp, 5/8 ID Cable 24	151692	Screw, 6-40 x 3/16 Fil 7,10,26
71073	Washer, Flat 17,26	121250	Clamp, 3/4 ID Cable 24	151693	Screw, 6-40 x 9/16 Fil 4
75750	Washer, Insulating 3,28	121251	Clamp, 1 ID Cable 24	151721	Screw, 6-40 x 3/4 Hex 29
77362	Resistor, 350 Ohm 3	121551	Screw, 8-32 x 1/4 Hex 2, 3,7,9,10,26	151731	Screw, 4-40 x 7/8 Fil 5, 6,13
77902	Screw, 6-40 x 2-3/8 Rd 3, 28	124177	Lockwasher 4,6,7,10,17,20, 21,26	151734	Screw, 4-40 x 3/8 Hex 16
87993	Screw, 6-40 x 5/32 Fil 20	124220	Pin, Drive 24	151738	Screw, Spl 7,26
90787	Screw, 4-40 x 3/8 Hex 2	125010	Washer, Insulating 8	151818	Jumper, 4-1/4" Black 23
91742	Locknut 23	125011	Washer, Flat 2,3,16,17	151819	Jumper, 3" Black 23
91943	Jumper, 2-1/4" Black 23	125015	Washer, Flat 3,4,6,7,8,9, 17,26,27,28	151827	Strap, Terminal 5,13,26
92260	Lockwasher 2,13,29	125205	Screw, 6-40 x 7/16 Fil 17	152441	Washer, Flat 15,16,25
93117	Lockwasher 17	125206	Screw, 6-32 x 5/8 Fil 23	152634	Washer, Flat 16,28
93118	Lockwasher 26	138538	Fuse, SL-BL 2 Amp 8,13	152893	Screw, 4-40 x 1/4 Hex 2,3
95222	Resistor, 40 Ohm 28	142269	Fuse, SL-BL 3 Amp 8,9,10, 26	153484	Screw, 6-32 Spl 3,13,28
96717	Screw, 4-40 Shoulder 2	142669	Fuse, SL-BL 3 Amp 28	153631	Network, Spark Suppression 5,13,23,24
98544	Connector, 8 Pt Plug 24	143613	Lamp, 14V Incandescent 2,16,18	153799	Screw, 4-40 x 21/64 Hex 3
98642	Lockwasher 29	143630	Fuse, .75 Amp 30	154173	Plate 16
98726	Screw, 3-48 x 1/4 Fil 4	144590	Screw, 6-40 x 1-3/8 Fil 4,8,17	155750	Sleeve, 3/32 ID x 1/2" Lg Insulating 11,17,24
98869	Spacer 29	145046	Connector, 3 Pt Plug 23		
103092	Connector, Cord 23				
103469	Screw, 4-40 Spl 11				
107116	Lockwasher 4,8,17,22,28				
108463	Terminal 4,9				
110434	Screw, 4-40 x 3/16 Fil 27				
110435	Nut, 4-40 Hex 17				

## NUMERICAL INDEX (Continued)

Part Number	Description and Page Number	Part Number	Description and Page Number	Part Number	Description and Page Number
155751	Sleeve, 1/8 ID x 1" Lg Insulating 24	180886	Jumper, 2-1/2" Green 23	181281	Bracket, Right 21
155752	Sleeve, 5/64 ID x 1/2" Lg Insulating 24	180887	Jumper, 2-1/2" Red 23	181282	Bracket, Left 21
155753	Sleeve, 1/8 ID x 1/2" Lg Insulating 24	180888	Jumper, 2-1/2" Blue 23	181283	Spacer, .065" Thk 3,21
155755	Sleeve, 11/64 ID x 5/8" Lg Insulating 11,17,24	180889	Jumper, 2-1/2" Yellow 23	181287	Holder, Card 20,21
156450	Screw, 2-56 x 1/2 Fil 17	180890	Jumper, 2-1/2" White 23	181289	Window, Plastic 19,20,21
156880	Jumper, 2-3/8" Black 14	180893	Jumper, 2-1/2" Red-Orange 23	181292	Window, Plastic 19,20
159404	Post 11	180894	Jumper, 2-1/2" White-Blue 23	181297	Cover, Insulating 5,6,8,9,10
159597	Washer, Flat 2	180895	Jumper, 2-1/2" White-Green 23	181300	Sleeve, 3/16 ID x 1" Lg Insulating 24
159931	Clamp 6,7	180896	Jumper, 2-1/2" White-Yellow 23	181374	Terminal, Tab Type 24
159932	Keeper 6,7	180897	Jumper, 2-1/2" White-Orange 23	181392	Terminal, Tab Type 10,24,30
160859	Terminal 17	180898	Jumper, 2-1/2" White-Red 23	181424	Nut, 6-40 Sq 7,9,17,26,29
161525	Connector, 14 Pt Plug 24	180899	Jumper, 2-1/2" White-Purple 23	181631	Strip Assembly, Lamp 2
162360	Fuse, SL-BL .8 Amp 6,9,13	180900	Jumper, 2-1/2" Orange 23	181632	Button Assembly 2
165168	Key 11	180902	Jumper, 3-1/2" Braided 23	181637	Bracket 22
171195	Post 29	180904	Tab, Terminal 5,6,8,9,12,26,27	181638	Contact Assembly 22
171441	Resistor, 560 Ohm 11	181106	Plate, Baffle 16	181645	Dial, Rotary 2
171536	Resistor, 2,250 Ohm 5	181107	Bracket 16	181648	Capacitor, .1 MFD 24
171551	Connector, 16 Pt Plug 24	181196	Ring, Retaining 7	181661	Buzzer, 115V ac 2
171554	Connector, 50 Pt Plug 24	181204	Washer, Flat 11	181672	Relay, Power 4
171559	Lamp, 28V Incandescent 11,15,25	181240	Screw w/Lockwasher, 6-40 x 3/16 Hex 2,6,8,9,10,12,13,15,17,18,21,25,26,27,28,29,30	181674	Terminal, Tab Type 24
171593	Fuse, .5 Amp 8	181241	Screw w/Lockwasher, 6-40 x 1/4 Hex 2 to 13,16,17,18,19,20,21,25,26,27,29,30	181675	Transistor, Power 4,9,13,17
177113	Insulator 4,9,13,17	181242	Screw w/Lockwasher, 6-40 x 5/16 Hex 7,8,9,10,11,26,28	181721	Connector, 12 Pt Plug Type 24
178306	Relay, Power 13,28	181243	Screw w/Lockwasher, 6-40 x 3/8 Hex 6	181729	Connector Assembly 24
178535	Suppressor, Spark 3,13	181244	Screw w/Lockwasher, 6-40 x 7/16 Hex 30	181809	Bracket, Switch 7,10,26
178831	Connector, 2 Pt Receptacle 2,6,8,9,10,18	181245	Screw w/Lockwasher, 6-40 x 3/8 Hex 9	181810	Relay 7,26
178832	Plate, Adapter 2,6,8,9,10,18	181246	Screw w/Lockwasher, 6-40 x 5/8 Hex 7, 17,26,29	181814	Capacitor, 250 MFD 7,26
178883	Resistor, 1,500 Ohm 5	181263	Timer, Hour 6	181815	Driver Assembly, Selector Magnet 1,17
180042	Terminal, Tab Type 24	181264	Bracket 6,13	181816	Resistor, 4,200 Ohm 7,26
180586	Sleeve, 5/32 ID x 21/32" Lg Insulating 17	181265	Timer w/Terminals 6	181817	Bracket 7,26
180877	Jumper, 2-3/4" White-Red 23	181266	Bushing, Insulating 17	181819	Connector, 15 Pt Circuit Card 12,13,15,17
180878	Jumper, 2-3/4" White-Orange 23	181276	Plate, Name 6,13	181821	Card, Circuit 17
180879	Jumper, 2-3/4" White-Yellow 23			181822	Bracket 17
180880	Jumper, 2-3/4" White-Green 23			181824	Knob, Gray Pointer 7,9,10,16,26
180881	Jumper, 2-3/4" White-Blue 23			181825	Cover, Relay 7,26
180882	Jumper, 2-3/4" White-Black 23			181826	Jumper, 2" Black 23
180884	Jumper, 2-3/4" White-Slate 23			181827	Jumper, 2-3/4" White-Black 23
				181828	Jumper, 2-3/4" White-Orange 23
				181829	Jumper, 2-3/4" White-Blue 23
				181830	Jumper, 2-3/4" White-Yellow 23

## NUMERICAL INDEX (Continued)

Part Number	Description and Page Number	Part Number	Description and Page Number	Part Number	Description and Page Number
181831	Jumper, 2-3/4" White-Purple 23	182523	Clamp, 1-3/8" ID Mounting 7,9,26,29	182648	Connector, 12 Pt Receptacle Type 24
181832	Jumper, 2-3/4" White-Brown 23	182524	Button Assembly 3	182649	Connector, 6 Pt Receptacle Type 25
181836	Jumper, 4-1/2" Blue 23	182527	Screw, 4-40 Shoulder 2	182650	Connector, 6 Pt Plug Type 24,25
181837	Jumper, 4-1/2" Black 23	182529	Lamp, 10 V 2,3,27	182653	Knob 16
181840	Plate, Name 8	182532	Filter 21	182657	Transformer, Power 6
181842	Plate, Name 8	182533	Screw, 6-32 x 5/16 Rd 22	182658	Socket, Lamp 2,11,16,18,25
181844	Plate, Name 8,9	182534	Screw, 4-40 Spl 22	182660	Switch, Pushbutton 15,16
181845	Plate, Name 6,8	182535	Spring 22	182661	Holder, Fuse 5,28
181857	Plate 9	182536	Connector, 15 Pt Circuit Card 4,6,17,24	182666	Bar, Latch 22
181879	Transformer, Power 8,26	182537	Terminal, Tab Type 24	182667	Plunger 22
181882	Bracket, Switch 9	182539	Connector, 15 Pt Receptacle Type 5,6,8,10,13,24,26	182669	Relay, Power 3
181890	Sleeve, 1/16 ID x 1" Lg Insulating 23,24	182540	Connector, 15 Pt Plug Type 14,24,25,27	182679	Jumper w/Spark Suppression 23
181892	Sleeve, 9/64 ID x 1" Lg Insulating 24	182553	Plate, Base 22	182682	Speaker, 2" 16
181893	Sleeve, 3/64 ID x 1-1/2" Lg Insulating 5,24	182554	Spring, Compression 22	182683	Resistor, 50 Ohm 1
181901**	Faceplate 20	182556	Lockout 22	182684	Strap 3
181902**	Faceplate 21	182557	Bracket 22	182685	Strap 3
181903**	Faceplate 19	182558	Frame 22	182686	Resistor Assembly 50,000 Ohm 19,20
181904**	Faceplate 21	182559	Plunger 22	182688	Switch, Turn Button 2,16,18
181906**	Faceplate 19	182561	Contact Assembly 22	182692	Jumper, 2-1/4" Orange 23,25
181994	Bracket, Guide 8,26	182562	Contact Assembly 22	182693	Jumper, 2-1/4" Orange 23
181999	Insulator 7,17,26	182563	Plate w/Bracket 2	182695	Driver Assembly, Selector Magnet 1,17
182065	Plate, Identification 8,9	182565	Bracket 2	182696	Cable Assembly 16
182066	Plate, Identification 9	182566	Bracket, Left 2	182700	Plate, Base 3,6,7,8,16,17,26
182162	Post 4	182569	Clamp 5	182703	Bracket 17
182173	Spacer 9	182571	Screw, 6-40 Shoulder 2	182704	Bracket 6,8,10,26
182182	Holder, Fuse 2,6,8,9,10,13,18,21,26	182576	Bracket, Right 2	182706	Plate, Pilot 16
182184	Fuse, 2.8 Amp 8,9	182577	Bracket 2	182707	Bracket, Pilot 16
182193	Insulator 3	182581	Key Assembly 22	182708	Bracket, Left 3
182251	Plate, Identification 4,17,26	182582	Key Assembly 22	182709	Bracket, Right 3,21
182284	Insulator, .015" Thk 7,17,26,29	182589	Key Assembly 22	182710	Bracket, Upper 6,8,10
182287	Jumper, 6" Purple 6,23	182611	Fuse, SL-BL 3/8 Amp 5,6,8,10,26	182711	Bracket, Lower 6,8,26
182489	Modification Kit 1,19	182615	Pad 5	182713	Cap, Amber Lens 16
182494	Care Set, Index 20,21	182619	Screw, 6-40 Shoulder 16	182714	Cap, White Lens 2,11,15,16,18
182495	Card Set, Dialing 20,21	182620	Dial, Touch Tone 19	182715	Cap, Red Lens 11,25
182500	Dial, Rotary 21	182621	Dial, Touch Tone Card 20	182716	Connector, 9 Pt Plug Type 17,24
182501	Capacitor, 1,500 MFD 4,9,17	182622	Dial, DC Card 21	182717	Board, Terminal 3
182502	Nut, No. 14 Speed 2,3,7,9,10,12,26,27	182623	Dial, DC Card 21	182718	Buzzer, 10V ac 3
182503	Ringer w/Terminals 16	182630	Card, Circuit 12,17	182719	Bracket, Guide 6
182510	Cord, Power 23,28	182643	Terminal, Plug Type 5,10,14,17,23,24,25,27		
182520	Rectifier 6,8,26	182644	Terminal, Receptacle Type 5,10,14,23,24,25,28		
		182645	Connector, 9 Pt Receptacle Type 24		
		182647	Connector, 12 Pt Plug Type 27		

\*\*Refer to page 1 for finish suffix

## NUMERICAL INDEX (Continued)

Part Number	Description and Page Number	Part Number	Description and Page Number	Part Number	Description and Page Number
182720	Bracket, Dial 19	183081	Resistor, 850 Ohm 30	186164	Jumper, 6" Black 23
182721	Bracket 16	183086	Clip 30	186165	Jumper, 6" Red 23
182722	Transformer w/Terminals 17	183087	Card, Circuit 30	186166	Jumper, 6" Yellow 23
182723	Bracket 3,21	183111	Label 13,17,30	186170	Bracket 8
182724	Plate, Dial 21	183141	Holder, Card 20,21	186224	Plate 2
182725	Plate, Tone Dialer 20	183511	Plate, Pilot 16	186318	Timer w/Terminals 6
182726	Terminal, Receptacle Type 17,24	183512	Bracket, Switch 16	186423	Insulator 12
182727	Bracket, Left 21	183524	Button, Turn 2,16,18	186424	Plate 13
182728	Bracket, Right 21	183525	Washer, Flat 2,16,18	186425	Plate, Base 12
182729	Link, Ringer 16	183526	Ring, Retaining 2,16,18	186426	Bracket 12,13
182730	Bracket, Support 3	183985	Driver Assembly, Selector Magnet 1,17	186427	Bracket 12
182731	Post 6,12	184012	Driver Assembly, Selector Magnet 1,17	186431	Cable Assembly 13
182732	Connector, 50 Pt Plug 24	184076	Cable Assembly 23	186434	Transformer 12
182733	Connector, 50 Pt Receptacle 24	184079	Jumper, White-Red 23	186438	Card, Circuit 12
182750	Card, Amplifier Circuit 6	184080	Jumper, White-Orange 23	186439	Card, Circuit 12
182760	Screw, 6-32 Spl 25	184081	Jumper, White-Yellow 23	186448	Timer Assembly 5
182761	Capacitor, 0.5 MFD 3	184082	Jumper, White-Green 23	186463	Post 12
182768	Bracket, Fuse 8	184083	Jumper, White-Blue 23	186465	Timer Assembly 5
182769	Block 11,16	184084	Jumper, White-Black 23	186535	Bracket 13,15
182780	Jumper, 2-1/4" White-Black 23	184084	Jumper, White-Black 23	186595	Dial, Touch-Tone 19
182781	Jumper, 2-3/4" White-Red 23	184091	Connector, 12 Pt Plug 24	186596	Dial, Touch-Tone 20
182782	Jumper, 2-3/4" White-Green 23	184097	Plate 27	186597	Card Set, Dialing 20,21
182783	Jumper, 2-3/4" White-Slate 23	184155	Cable Assembly 23	186598**	Faceplate 19
182784	Jumper, 2-1/4" White-Orange 23	184161	Bracket 9	186599**	Faceplate 20
182785	Jumper, 2-1/4" White-Blue 23	184162	Connector, 22 Pt Circuit Card 9	186600	Modification Kit 1,19
182786	Jumper, 2-1/4" White-Brown 23	184166	Bracket 9	186601	Modification Kit 1,19
182787	Jumper, 2-1/4" White-Yellow 23	184168	Card, Circuit 9	186602	Modification Kit 1,20
182788	Jumper, 2-1/4" White-Purple 23	184168	Card, Circuit 9	186603	Modification Kit 1,20
182789	Resistor, 200 Ohm 19,20	184169	Capacitor, 500-600 MFD 9	186627	Logic Assembly 1,14
182791	Bracket 2,18	184171	Strip, Terminal 9	186628	Bracket 6,8,10,26
182793	Plate, Heat Sink 17	184193	Transformer 9	186630	Modification Kit 1,15
182794	Bracket 16	184209	Insulator 9	186637	Card, Circuit 14
182795	Switch, DP-DT 2,18	185676	Terminal, Plug Type 10, 17,24	186645	Bracket 8
182796	Insulator, .032" Thk 6, 8,26	185677	Terminal, Receptacle Type 4,10,23,24,28	186647	Board, Terminal 8
182799	Capacitor, 20-30 MFD 19, 20	185678	Plate, Identification 5,6,8,26	186651	Transformer 8
183077	Clamp, Circuit Card 30	185679	Plate, Identification 2,6,8,18,26	186670	Modification Kit 1,25
183079	Card, Circuit 30	185680	Plate, Identification 13	186671	Cable Assembly 25
		185682	Plate, Identification 8, 10,26	186672**	Faceplate 25
		185683	Plate, Identification 6,8	186674	Stayband 25
		185688	Plate, Identification 6,13	186680	Logic Assembly 25
		186000	Driver Assembly, Selector Magnet 1,17	186681	Bracket 14,25
		186001	Cable Assembly 17	186682	Bracket 14,15,25
		186059	Terminal 4,9,13,17	186683	Key Assembly 14,25
		186060	Screw, 6-40 Shoulder 2	186687	Band w/S Hook 25
				186688	Block 25
				186689	Cable Assembly 25
				186690	Bracket Assembly, Lamp 25
				186727	Calmp 14,25
				186738	Insulator 30
				186739	Cover 17

\*\*Refer to page 1 for finish suffix

## NUMERICAL INDEX (Continued)

Part Number	Description and Page Number	Part Number	Description and Page Number	Part Number	Description and Page Number
186740	Jumper, 6" Green 30	193487	Modification Kit 1,19	305454	Transformer 4
186741	Jumper, 9" Green 6,7,9, 26	193488	Modification Kit 1,20	305688	Card, Circuit 5
186753	Bracket 30	193489	Modification Kit 1,21	305689	Card, Circuit 5
186765	Power Pack 1,30	193706	Jumper, 3" White-Orange 23	311406	Terminal, Receptacle Type 13,17
186766	Power Pack 1,30	193708	Jumper, 3" Black 23	311605	Connector, 25 Pt Plug 14,25
186768	Bracket, Fuse 6	195614	Pin, Key 5,6,8,10,24,26	311901	Cap, Green 25
186772	Cover 30	195618	Jumper, 5-1/4" White-Purple 5	312352	Card, Circuit 17
186819	Bracket 27	195812	Insulator, .032" Thk 8	312918	Strap 25
187052	Cover 13	195924	Modification Kit 1,21	312919	Strap, Cable 24,27
187069	Barrier 4	195926	Modification Kit 1,21	320047	Capacitor, 2 MFD 24
187072	Network 28	195927	Modification Kit 1,20	320408	Terminal, Spade Type 19, 20,21,24
187084	Bracket 28	195940	Stud 11	320410	Terminal, Space Type 6,10, 13,23,24
187088	Spacer 27	197028	Terminal 10	302412	Terminal, Spade Type 4,17, 24
187089	Bracket 27,30	197054	Jumper, 3" Black 10	320416	Terminal, Ring Type 24,27
187090	Card Assembly, Circuit 27	197081	Switch, 3 Positions 7,9, 16,26	320418	Terminal, Ring Type 13,15, 23,24,28,30
187091	Plate, Base 27,28,30	197464	Diode 11	320420	Terminal, Ring Type 17
187092	Key 27	197939	Switch, Pushbutton 11	320423	Plate 5
187093	Cable Assembly 27	198515	Card, Circuit 4	321543	Bracket 17
187094	Bracket 27	198517	Bracket 4	322490	Card, Circuit 27
187095	Bracket 28	198518	Bushing, Insulating 4,9, 13,17,29	322491	Card, Circuit 27
187128	Insulator 27	198519	Insulator 4	325615	Capacitor, 2500 MFD 29
187129	Connector Assembly 25	198520	Insulator, .062" Thk 4	326635	Network, Spark Suppression 11
187133	Set of Parts 1,30	198521	Bracket 4	327061	Lamp, 24V 14
187134	Set of Parts 1,30	198522	Clip, Spring 4,9	327326	Jumper, 2-3/4" Green 13, 23
187135	Bracket 26	198528	Bracket 5	327420	Modification Kit 1,21
187136	Bracket 30	198529	Strip, Terminal 5	327806	Plug 14,27
187137	Cable Assembly 27	198650	Key, Polarizing 9,17	328362	Bar, Mounting 10
187140	Insulator 26	198670	Screw w/Lockwasher, 6-40 x 5/16 Hex 14,30	328363	Bracket, Guide 11
187141	Insulator 26	199311	Insulator 16	328382	Board, Terminal 11
188694	Frame 28,29	199317	Relay 26	328383	Board, Cover 11
188695	Bracket 28	199397	Bracket, Fuse 6,8,10	328389	Jumper, 8" Black 10
188696	Transformer Assembly 28	300340	Bushing 3,11,12,26,28	328390	Jumper, 8" Black 10
188697	Transformer 28	301713	Connector, 2 Pt Receptacle 2,6,8,10,13,18,26, 28	328391	Jumper, 6" Orange 10
188698	Clamp 29	302433	Button, Stud 12	328392	Jumper, 6" Orange 10
188699	Cable Assembly 28	302722	Capacitor, 2500 MFD 29	328393	Jumper, 6" Black 10
188700	Adaptor 28	303810	Card, Circuit 5	328394	Jumper, 8" Black 10
188725	Label 27	303826	Card, Circuit 14	328395	Jumper, 6" Black 10
188726	Label 27	303831	Card, Circuit 25	328396	Jumper, 8" White 10
188865	Supply Assembly, Power 1,28,29	303832	Card, Circuit 25	328397	Jumper, 6" White 10
188866	Sink, Heat 29	303833	Card, Circuit 13,15,25	328398	Jumper, 6" White 10
192007	Terminal, Tab Type 6,10, 11,28	303846	Card Assembly, Circuit 29	328399	Jumper, 8" White 10
193040	Connector w/Guide Slot 24	304992	Bushing, Blocking 3	328400	Jumper, 8" Black 10
193179	Lamp, 28V 11	305453	Transformer w/Terminals 4		
193209	Connector, Receptacle Type 9				
193438	Strip, Lap 3				
193486	Modification Kit 1,21				

## NUMERICAL INDEX (Continued)

Part Number	Description and Page Number	Part Number	Description and Page Number	Part Number	Description and Page Number
328591	Strap, Cable 6,24,27	333515	Shield, Transformer 17	336636	Label 25
328668	Label 27	333767	Cap, Plastic 27	336640	Label 25
328727	Connector, 15 Pt Plug Type 14,25	333768	Button 27	336954	Screw, 4-40 x 13/64 Fil 14
328733	Connector, 15 Pt Recep- tacle Type 14,25,28	333905	Label 27	336956	Stayband 14
328739	Plate, Switch 11	334167	Network, Spark Suppression 21	336957	Label 14
328740	Bracket, Mounting 11	334652	Insulator, Switch 7,9,26	336959	Cover 14
328741	Post 11	334715	Modification Kit 27	336960	Cover 25
328742	Switch, Rotary 10	334835	Cap, Red 27	336962	Timer w/Terminals 13
328743	Switch, Lever 11	336333	Plate, Nut 14,25,27	336983	Label 25
328808	Plate, Base 10,11	336334	Collar 14,25,27	337992	Transformer w/Terminals 17
330781	Shield, Transformer 4	336334	Collar 14,25,27	337995	Transformer w/Terminals 4
330782	Shield, Transformer 4,17	336460	Plate 15,25	338949	Cap, Green 27
330793	Transformer 17	336461	Post 15,25	338997	Card, Circuit 29
330796	Transformer 4	336462	Bracket 15,25	340249	Label 13,28
330906	Label, Out of Service 14,25	336464	Cable Assembly 14,25	340684	Transformer w/End Shields 8
330923	Label, Alarm 14	336465	Bracket 15,25	341362**	Faceplate 25
331082	Screw, 4-40 x 3/8 Nylon 27	336471	Cable Assembly 15	342932	Jumper w/Terminals 24
332709	Driver Assembly, Selector Magnet 1,17	336493	Post 12,25	343470	Label 2,6,8,10,12,18
		336601	Cable Assembly 14	343626	Label 27
		336631	Label 14,25	343932	Jumper 24
		336632	Label 14	343937	Connector Assembly 24
		336633	Label 14,25		
		336635	Label 14,25		

\*\*Refer to page 1 for finish suffix

33 TAPE READER (UX)  
PARTS

FIGURE	CONTENTS	PAGE
1	Reader Mechanism	2
2	Tape Feed Magnet	3
3	Contact Block	3
4	Reed Switch and Magnet Core	4
	Numerical Index	5

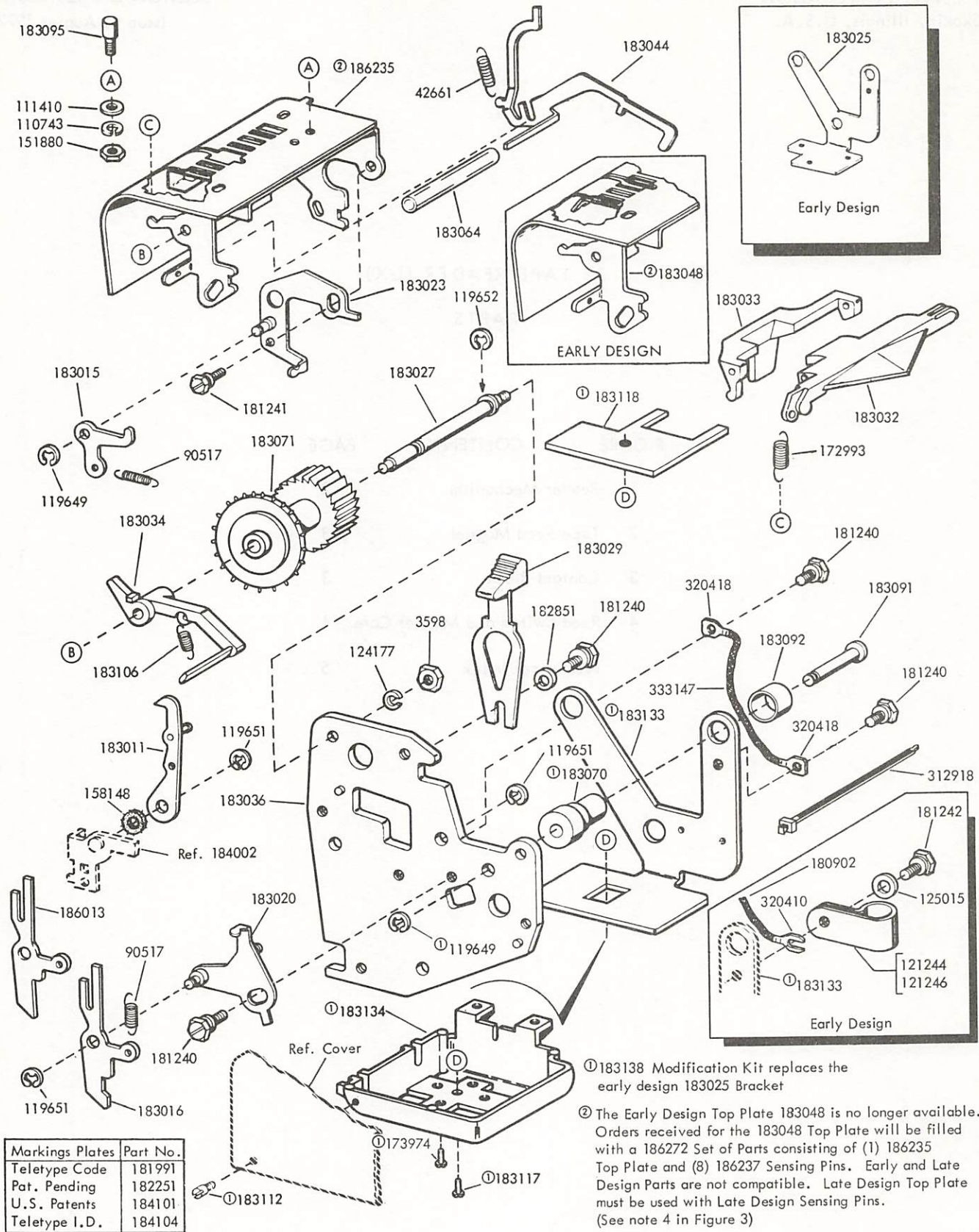


FIGURE 1. READER MECHANISM

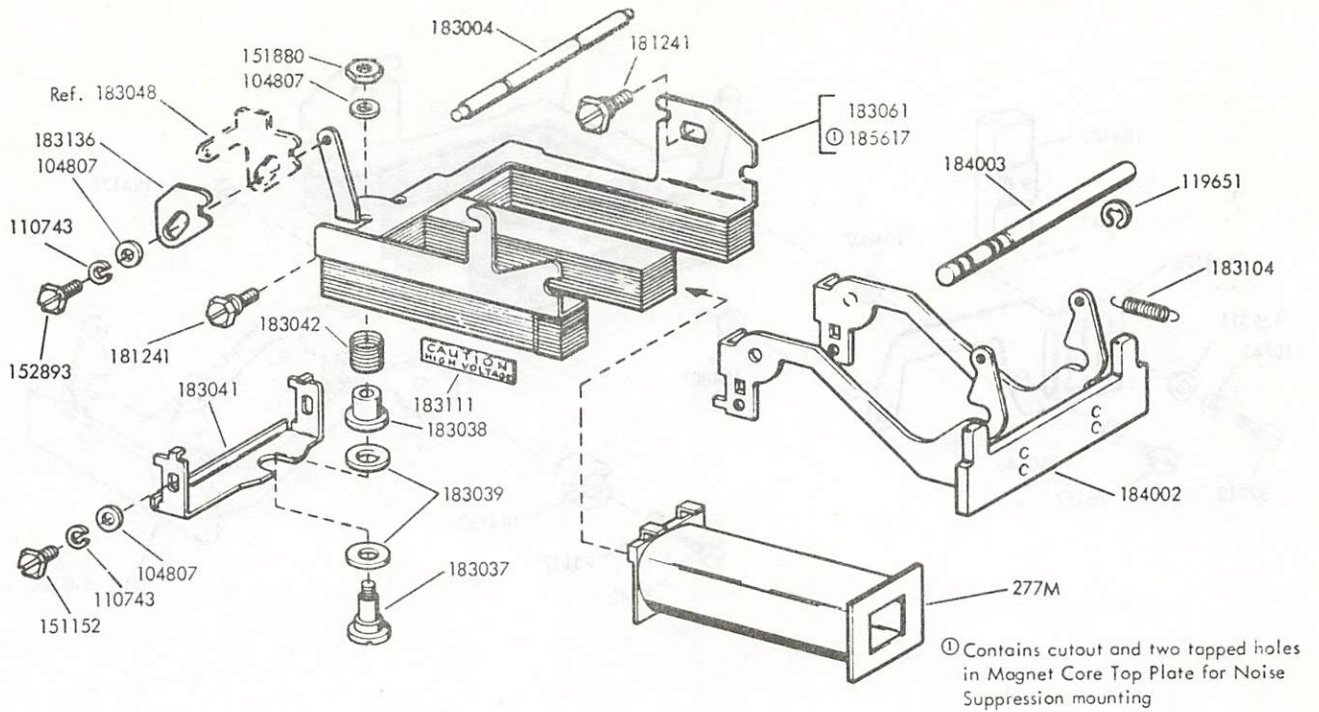


FIGURE 2. TAPE FEED MAGNET

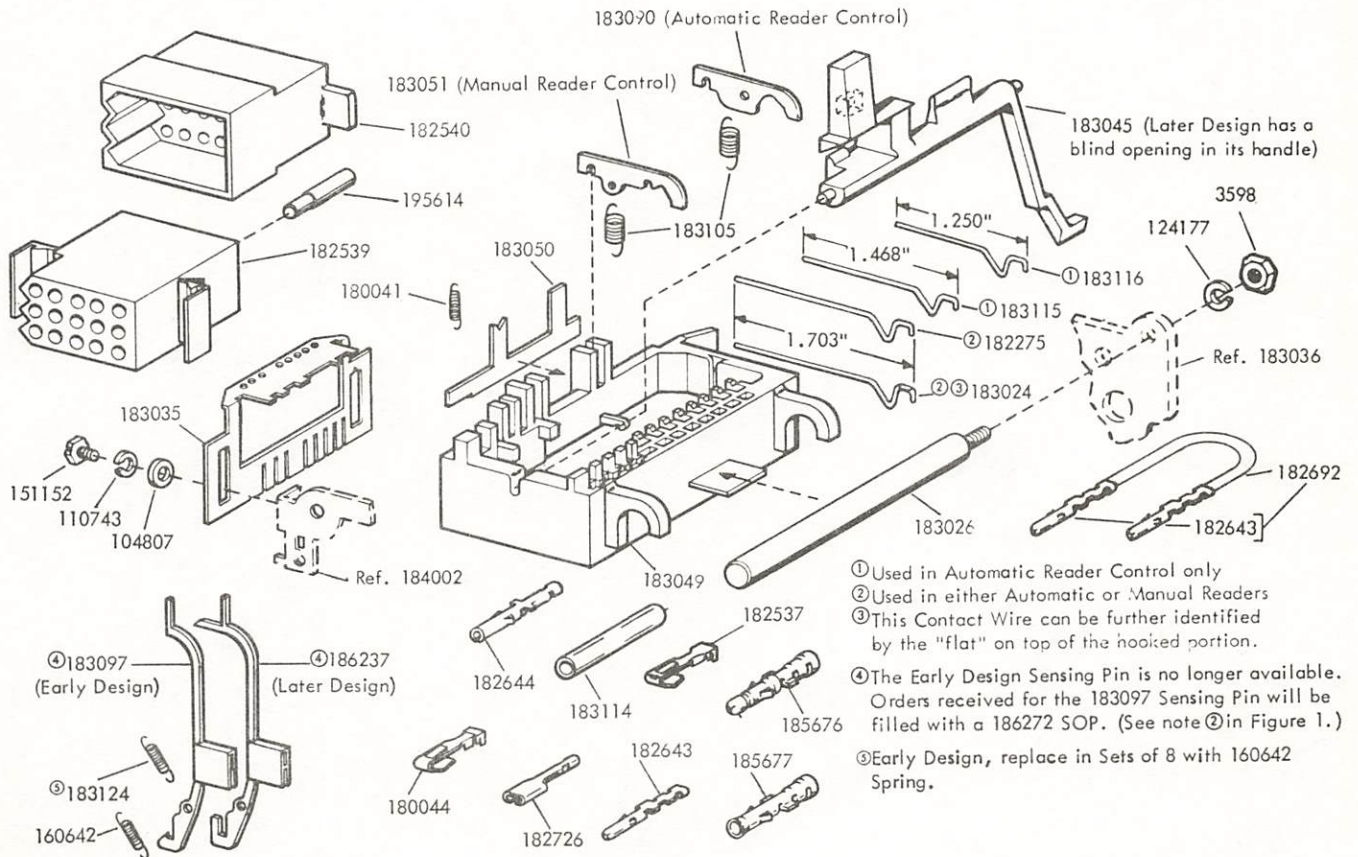


FIGURE 3. CONTACT BLOCK

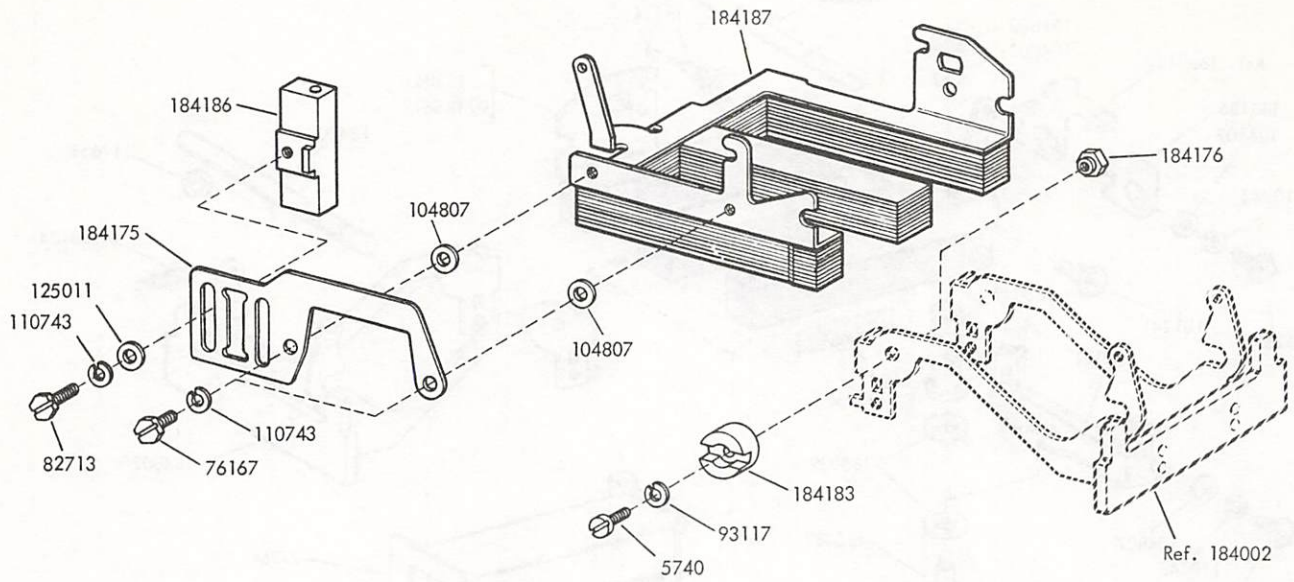


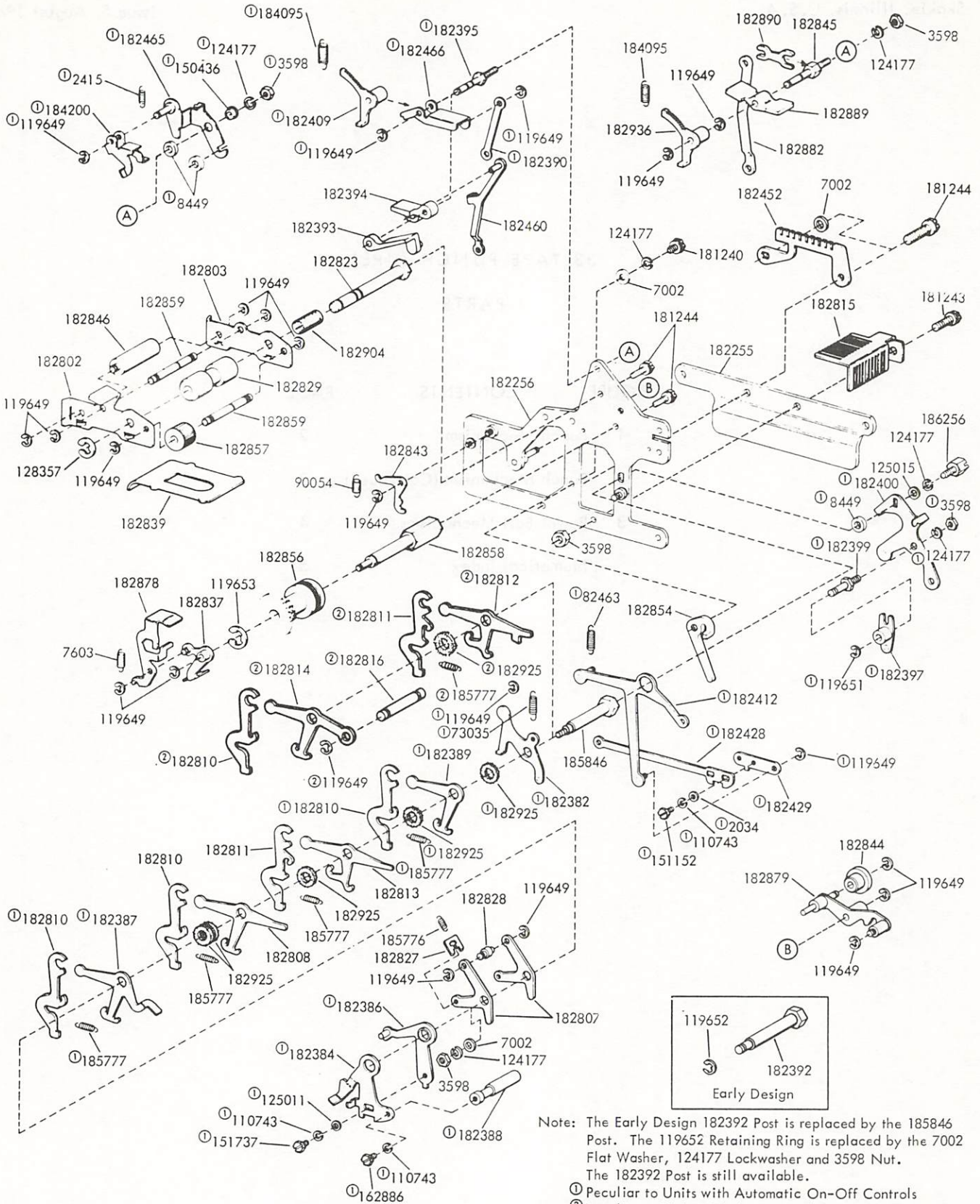
FIGURE 4. REED SWITCH AND MAGNET CORE

## NUMERICAL INDEX

Part Number	Description and Page Number	Part Number	Description and Page Number	Part Number	Description and Page Number
277M	Coil, Magnet 3	182540	Connector, 15 Pt Plug Type 3	183095	Stud, Tape Guide 2
3598	Nut, 6-40 Hex 2,3	182643	Terminal, Plug Type 3	183097	Pin, Sensing 3
5740	Screw, 2-56 x 1/4 Fil 4	182644	Terminal, Receptacle Type 3	183104	Spring 3
42661	Spring 2	182692	Jumper, 2-1/4" Orange 3	183105	Spring 3
76167	Screw, 4-40 x 3/16 Hex 4	182726	Terminal, Receptacle Type 3	183106	Spring 2
82713	Screw, 4-40 x 9/32 Hex 4	182851	Spacer, .062" Thk 2	183111	Label 3
90517	Spring 2	183004	Post, Spring 3	183112	Screw, 4-40 x 9/16 Fil 2
93117	Lockwasher 4	183011	Pawl, Feed 2	183114	Sleeve, Insulating 3
104807	Washer, Flat 3	183015	Lever, Detent 2	183115	Wire, Contact 3
110743	Lockwasher 2,3,4	183016	Pawl, Blocking 2	183116	Wire, Contact 3
111410	Washer, Flat 2	183020	Bracket, Blocking Pawl 2	183117	Screw, 10-32 x 5/8 Hex 2
119649	Ring, Retaining 2	183023	Bracket, Detent 2	183118	Plate, Clamp 2
119651	Ring, Retaining 2,3	183024	Wire, Contact 3	183124	Spring 3
119652	Ring, Retaining 2	183025	Bracket 2	183133	Bracket 2
121244	Clamp, 1/4 ID Cable 2	183026	Post, Contact Block 3	183134	Base 2
121246	Clamp, 3/8 ID Cable 2	183027	Shaft, Feed Wheel 2	183136	Plate 3
124177	Lockwasher 2,3	183029	Latch, Spring 2	183138	Modification Kit 2
125011	Washer, Flat 4	183032	Lid, Tape 2	184002	Armature 2,3,4
125015	Washer, Flat 2	183033	Bail, Tight Tape 2	184003	Shaft, Armature 3
151152	Screw, 4-40 x 3/16 Hex 3	183034	Lever, Tight Tape 2	184101	Plate, Identification 2
151880	Nut, 4-40 Hex 2,3	183035	Guide, Sensing Pin 3	184104	Plate, Identification 2
152893	Screw, 4-40 x 1/4 Hex 3	183036	Backplate 2,3	184175	Bracket 4
158148	Washer, Felt 2	183037	Screw, 4-40 Shoulder 3	184176	Nut, 2-56 Shoulder Hex 4
160642	Spring 3	183038	Bushing, Upstop 3	184183	Magnet 4
172993	Spring 2	183039	Buffer, Upstop 3	184186	Switch, Reed 4
173974	Screw, 10-32 x 5/16 Hex 2	183041	Bracket, Upstop 3	184187	Core, Magnet 4
180041	Spring 3	183042	Spring, Compression 3	185617	Core, Magnet 3
180044	Terminal, Tab Type 3	183044	Pin, Tape Out 2	185676	Terminal, Plug Type 3
180902	Jumper, 3-1/2" Braided 2	183045	Lever, Start-Stop 3	185677	Terminal, Receptacle Type 3
181240	Screw w/Lockwasher, 6-40 x 3/16 Hex 2	183048	Plate, Top 2,3	186013	Pawl, Blocking 2
181241	Screw w/Lockwasher, 6-40 x 1/4 Hex 2,3	183049	Block, Contact 3	186235	Plate, Top 2
181242	Screw w/Lockwasher, 6-40 x 5/16 Hex 2	183050	Bar, Common 3	186237	Pin, Sensing 2,3
181991	Plate, Identification 2	183051	Lever, Detent 3	186272	Set of Parts 2,3
182251	Plate, Identification 2	183061	Core, Magnet 3	195614	Pin, Key 3
182275	Wire, Contact 3	183064	Insulator, Tape Out Pin 2	312918	Strap 2
182537	Terminal, Tab Type 3	183070	Grommet, Rubber 2	320410	Terminal, Spade Type 2
182539	Connector, 15 Pt Receptacle Type 3	183071	Wheel, Feed 2	320418	Terminal, Ring Type 2
		183090	Lever, Detent 3	333147	Jumper, 1-3/4" Braided 2
		183091	Post 2		
		183092	Cup 2		

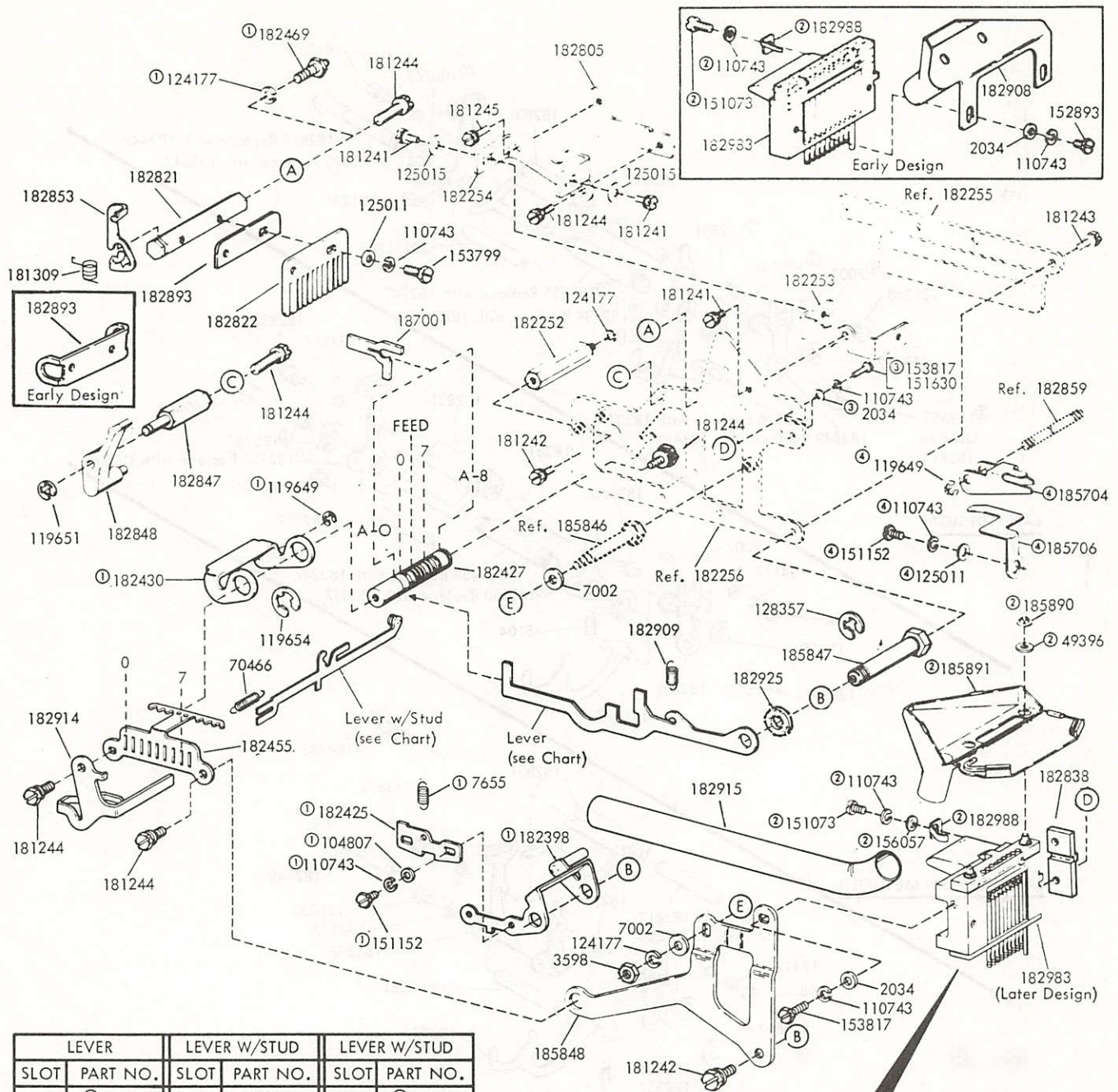
33 TAPE PUNCH (UPE)  
PARTS

FIGURE	CONTENTS	PAGE
1	Punch Mechanism	2
2	Punch Mechanism (Continued)	3
3	Power Bail Mechanisms	4
	Numerical Index	5



Note: The Early Design 182392 Post is replaced by the 185846 Post. The 119652 Retaining Ring is replaced by the 7002 Flat Washer, 124177 Lockwasher and 3598 Nut. The 182392 Post is still available.  
 ① Peculiar to Units with Automatic On-Off Controls  
 ② Peculiar to Units with Answer Back Feature

FIGURE 1. PUNCH MECHANISM



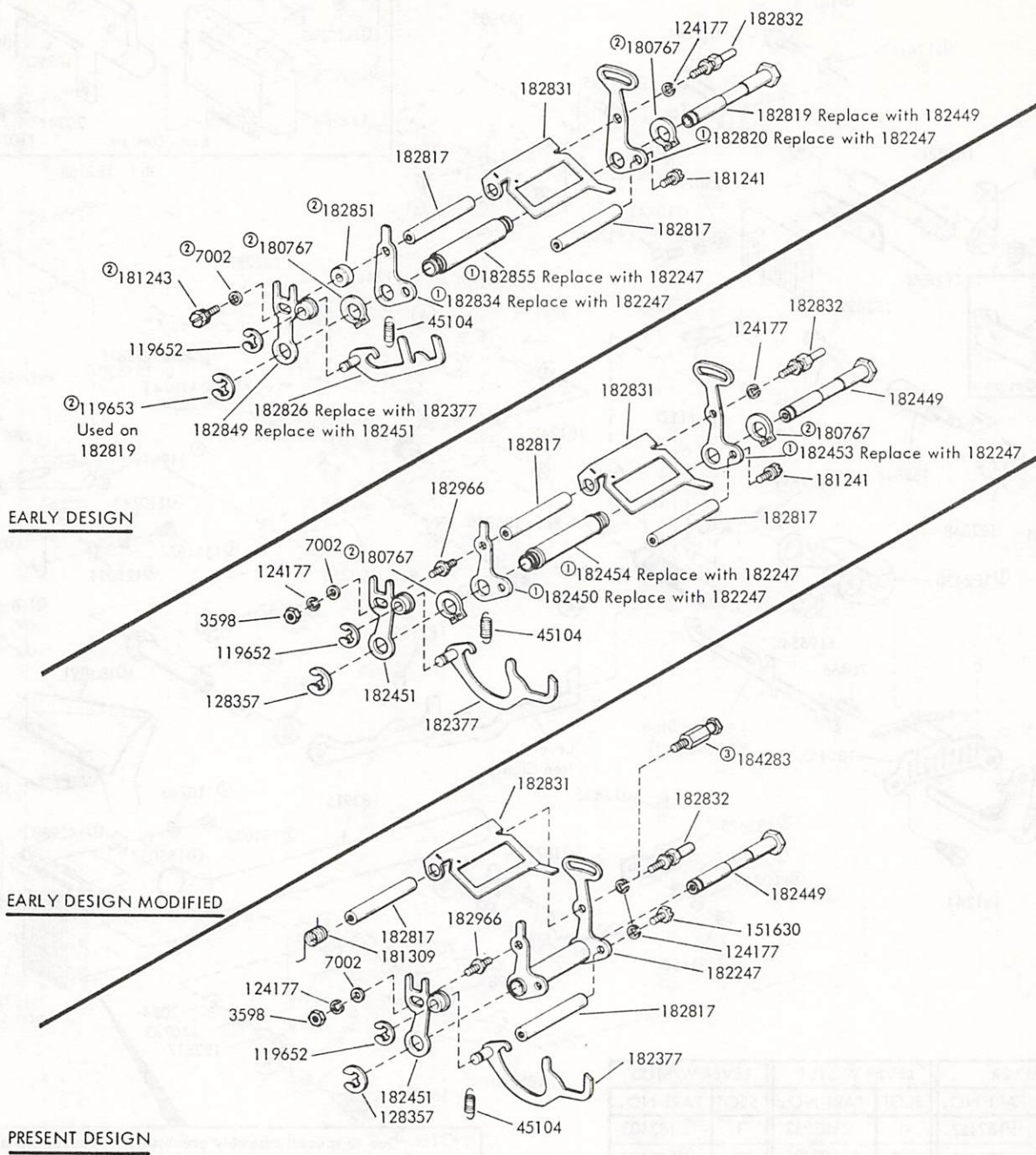
LEVER		LEVER W/STUD		LEVER W/STUD	
SLOT	PART NO.	SLOT	PART NO.	SLOT	PART NO.
A-O	①182457	0	182862	1	①182403
0	182431	1-8	182884	2	①182402
1	182432	2-8	182885	3	①182404
2	182433	3	182864	4	①182864
FEED	182872	4-8	182886	5	①182406
3	182434	6	182887	6	①182887
4	182435	5	182861	7	①182861
5	182437	7	182888	8	①182888
6	182438				
7	182439				
A-8	①182457				

NOTE: "Due to special assembly processes, it is recommended that the Teletype Product Service Organization be contacted to determine if part replacement or repair is possible on this portion of the Punch Block Assembly."

NOTE: Early and Later Design Punch Block Assemblies are interchangeable; however, the 182908 Chad Chute can only be used on the Early Design and the 185891 can only be used on the Later Design.

- ① Peculiar to units with Automatic On-Off Controls
- ② Supplied with 182983
- ③ Peculiar to units with Manual On-Off Controls
- ④ 185705 Modification Kit to provide a guide for Fan Fold Tape

FIGURE 2. PUNCH MECHANISM (Continued)



① Must be replaced with 182247 Sleeve w/Plates, 181309 Spring and 128357 Ring, Retaining (3598, 124177, 7002 and 182966 may also be ordered to update entire Power Bail Mechanism)  
 ② Use only with Earlier Design Mechanisms  
 ③ Peculiar to units with automatic ON-OFF controls

FIGURE 3. POWER BAIL MECHANISMS

## NUMERICAL INDEX

Part Number	Description and Page Number	Part Number	Description and Page Number	Part Number	Description and Page Number
2034	Washer, Flat 2,3	181244	Screw w/Lockwasher, 6-40 x 7/16 Hex 2,3	182453	Plate 4
2415	Spring 2	181245	Screw w/Lockwasher, 6-40 x 1/2 Hex 3	182454	Sleeve 4
3598	Nut, 6-40 Hex 2,4	181309	Spring, Torsion 3,4	182455	Bracket 3
7002	Washer, Flat 2,3,4	182247	Sleeve w/Plates 4	182457	Lever 3
7603	Spring 2	182252	Post 3	182460	Link 2
7655	Spring 3	182253	Bracket 3	182465	Bracket 2
8449	Spacer, 0.094" Thk 2	182254	Bracket 3	182466	Lever w/Post 2
45104	Spring 4	182255	Spacer 2,3	182469	Post, Spring 3
49396	Washer, Flat 3	182256	Plate 2,3	182802	Bracket 2
70466	Spring 3	182377	Pawl w/Stud 4	182803	Plate 2
73035	Spring 2	182382	Lever 2	182805	Plate 3
82463	Spring 2	182384	Lever 2	182807	Lever 2
90054	Spring 2	182386	Lever 2	182808	Lever 2
104807	Washer, Flat 3	182387	Lever 2	182810	Pawl 2
110743	Lockwasher 2,3	182388	Post 2	182811	Pawl 2
119649	Ring, Retaining 2,3	182389	Lever 2	182812	Lever 2
119651	Ring, Retaining 2,3	182390	Link 2	182813	Lever 2
119652	Ring, Retaining 2,4	182392	Post 2	182814	Lever 2
119653	Ring, Retaining 2,4	182393	Lever 2	182815	Bracket 2
119654	Ring, Retaining 3	182394	Lever 2	182816	Shaft 2
124177	Lockwasher 2,3,4	182395	Post 2	182817	Post 4
125011	Washer, Flat 2,3	182397	Lever 2	182819	Post 4
125015	Washer, Flat 2,3	182398	Bail w/Post 3	182820	Plate 4
128357	Ring, Retaining 2,3,4	182399	Post, Eccentric 2	182821	Post 3
150436	Bushing 2	182400	Plate w/Stud 2	182822	Plate 3
151073	Screw, 4-40 x 5/32 Fil 3	182402	Lever w/Stud 3	182823	Post 2
151152	Screw, 4-40 x 3/16 Hex 2,3	182403	Lever w/Stud 3	182826	Pawl w/Stud 4
151442	Screw, 6-40 x 1/2 Hex 2	182404	Lever w/Stud 3	182827	Plate 2
151630	Screw, 6-40 x 1/4 Hex 3,4	182406	Lever w/Stud 3	182828	Roller 2
151737	Screw, 4-40 x 11/64 Hex 2	182409	Arm w/Hub 2	182829	Sleeve 2
152893	Screw, 4-40 x 1/4 Hex 3	182412	Lever w/Stud 2	182831	Bail 4
153817	Screw, 4-40 x 3/8 Hex 3	182425	Arm 3	182832	Post 4
153799	Screw, 4-40 x 21/64 Hex 3	182427	Post 3	182834	Plate 4
156057	Washer, Flat 3	182428	Link 2	182837	Lever w/Post 2
162886	Screw, 4-40 x 7/32 Hex 2	182429	Plate 2	182838	Spacer 3
180767	Ring, Retaining 4	182430	Bail w/Stud 3	182839	Plate 2
181240	Screw w/Lockwasher, 6-40 x 3/16 Hex 2	182431	Lever 3	182843	Lever 2
181241	Screw w/Lockwasher, 6-40 x 1/4 Hex 3,4	182432	Lever 3	182844	Roller 2
181242	Screw w/Lockwasher, 6-40 x 5/16 Hex 3	182433	Lever 3	182845	Post 2
181243	Screw w/Lockwasher, 6-40 x 3/8 Hex 2,3,4	182434	Lever 3	182846	Roller 2
		182435	Lever 3	182847	Post 3
		182437	Lever 3	182848	Arm 3
		182438	Lever 3	182849	Plate w/Bushing 4
		182439	Lever 3	182851	Spacer, 0.062" Thk 4
		182449	Post 4	182853	Hook 3
		182450	Plate 4	182854	Bracket 2
		182451	Plate w/Bushing 4	182855	Sleeve 4
		182452	Guideplate 2	182856	Wheel, 24T 2
				182857	Roller 2
				182858	Post 2

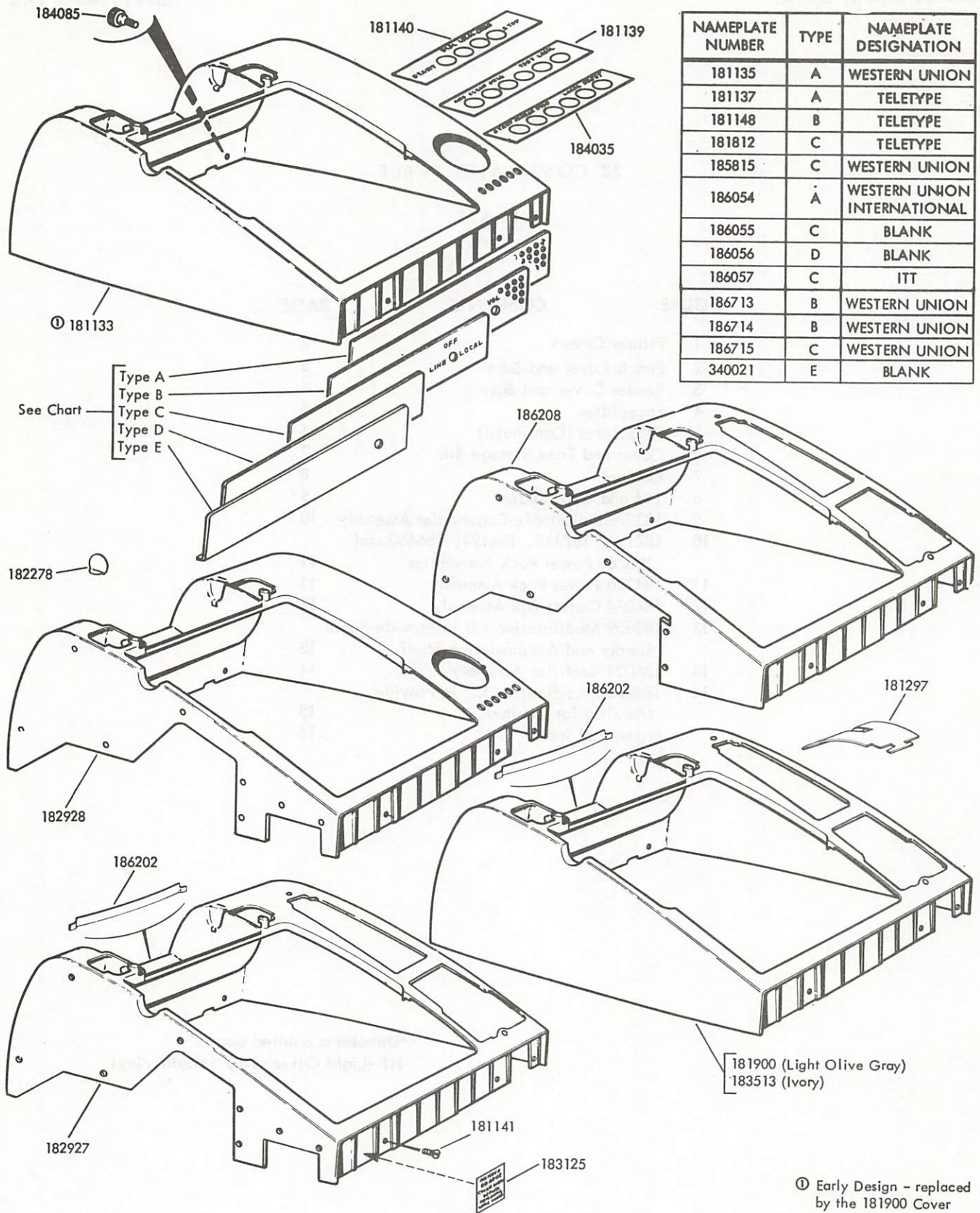
## NUMERICAL INDEX (Continued)

Part Number	Description and Page Number	Part Number	Description and Page Number	Part Number	Description and Page Number
182859	Post 2,3	182890	Plate 2	184200	Bail 2
182861	Lever w/Stud 3	182893	Bracket 3	184283	Guidepost 4
182862	Lever w/Stud 3	182904	Spring, Compression 2	185704	Depressor, Tape 3
182864	Lever w/Stud 3	182908	Chute, Chad 3	185705	Modification Kit 3
182872	Lever 3	182909	Spring 3	185706	Bracket 3
182878	Lever 2	182914	Bracket 3	185776	Spring 2
182879	Lever 2	182915	Extension 3	185777	Spring 2
182882	Link 2	182925	Washer, Flat 2,3	185846	Post 2,3
182884	Lever w/Stud 3	182936	Arm w/Bushing 2	185847	Post 3
182885	Lever w/Stud 3	182966	Stud 4	185848	Plate 3
182886	Lever w/Stud 3	182983	Block Assembly, Punch 3	185890	Pushnut 3
182887	Lever w/Stud 3	182988	Spring, Punch Block 3	185891	Chute, Chad 3
182888	Lever w/Stud 3	184095	Spring 2	187001	Stop 3
182889	Lever 2				

33 COVER AND TABLE  
 PARTS

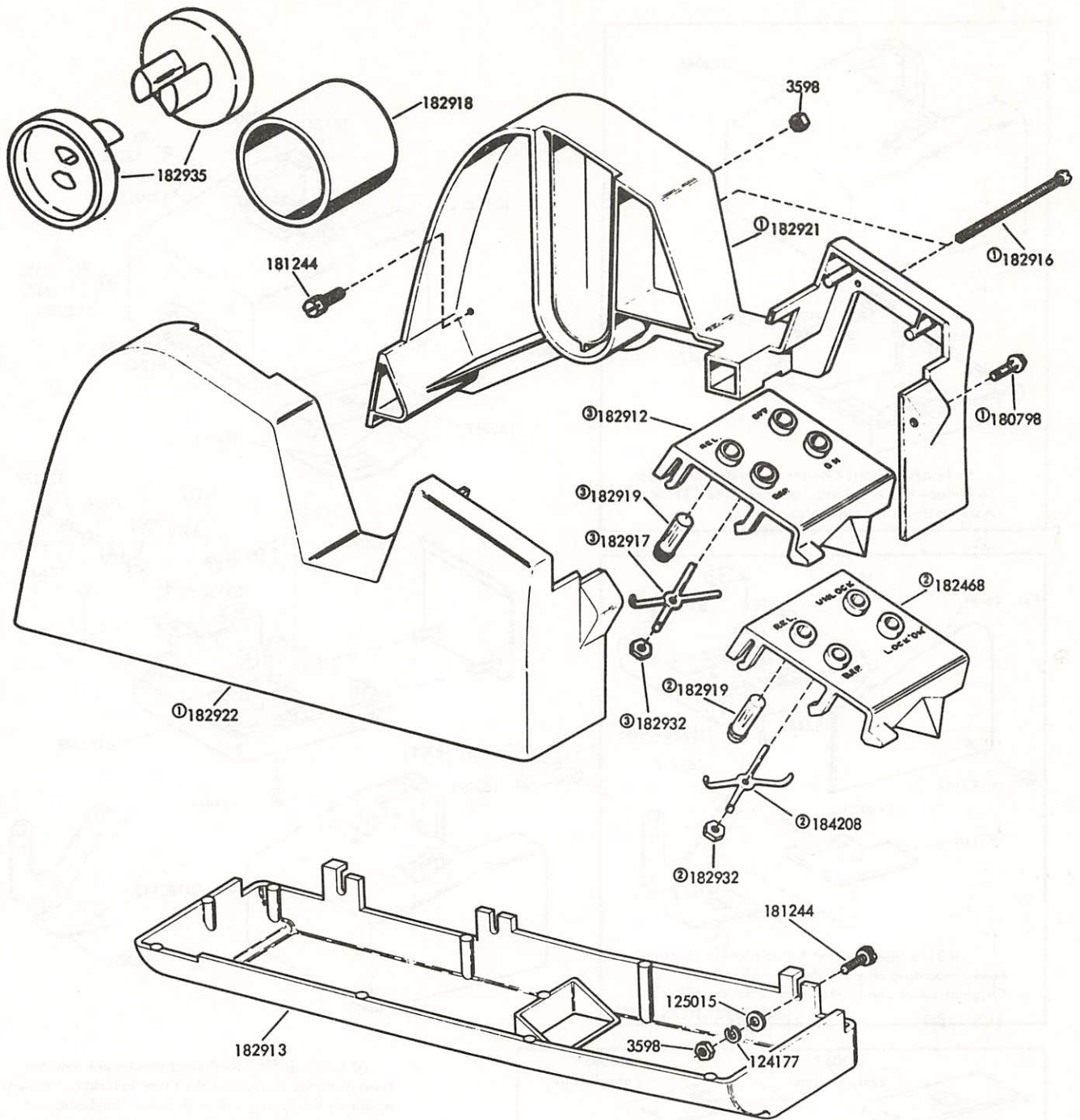
FIGURE	CONTENTS	PAGE
1	Printer Covers	2
2	Punch Cover and Base	3
3	Reader Cover and Base	4
4	Faceplates	5
5	Faceplates (Continued)	6
6	Cover and Tape Storage Bin	7
7	Cabinet	8
8	Lid and Copyholder	9
9	183976 Adjustable Copyholder Assembly	10
10	182134, 182149, 184194, 186480 and 186766 Power Pack Assemblies	11
11	181720 Power Pack Assembly	11
12	184074 Outlet Box Assembly	12
13	183859 Modification Kit to Provide Paper Supply and Accumulating Shelf	13
14	186031 Rectifier Assembly	14
15	186226 Modification Kit to Provide Mobility for Cabinet	15
	Numerical Index	16

\*\*Denotes a painted part.  
 HF-Light Olive Gray Smooth Vinyl



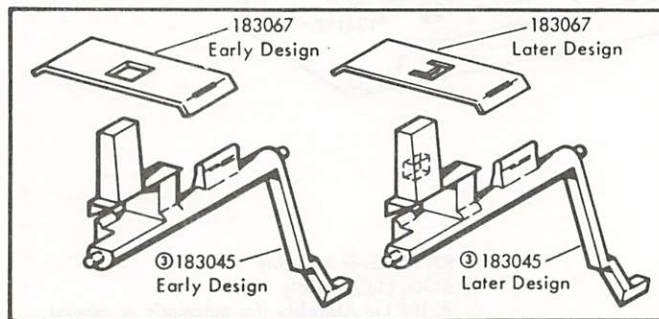
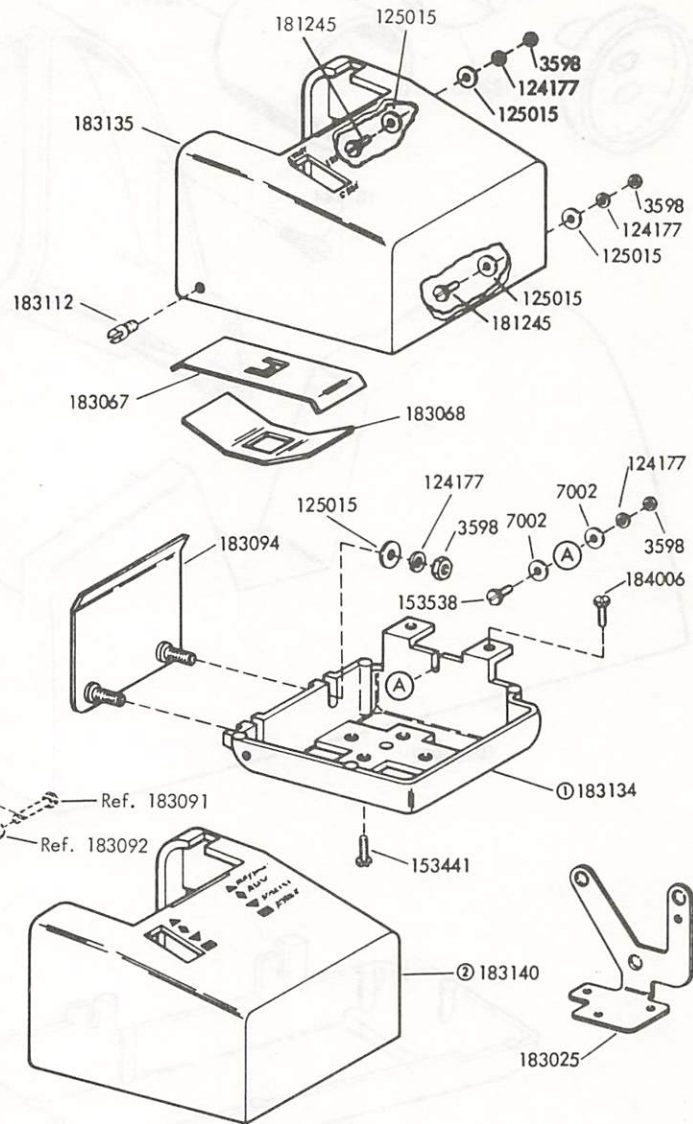
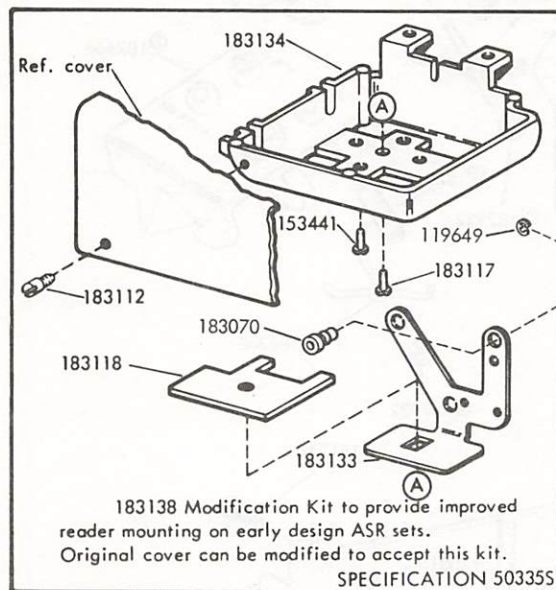
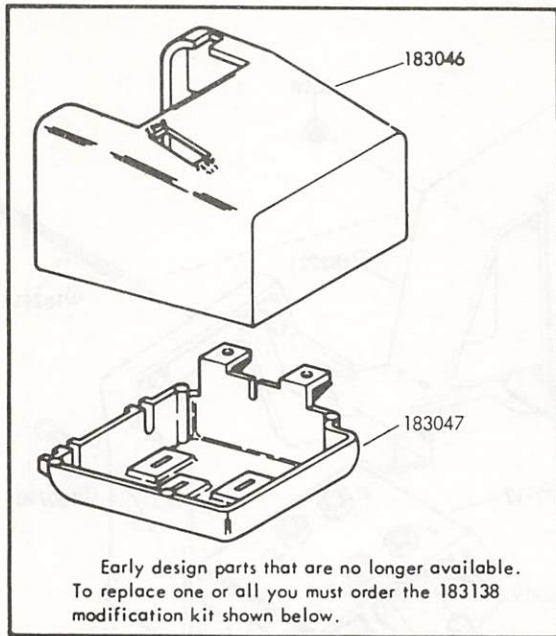
① Early Design - replaced by the 181900 Cover

FIGURE 1. PRINTER COVERS



- ① 182926 Cover Assembly
- ② 184206 Lid Assembly
- ③ 182109 Lid Assembly (for automatic or manual On-Off control)

FIGURE 2. PUNCH COVER AND BASE

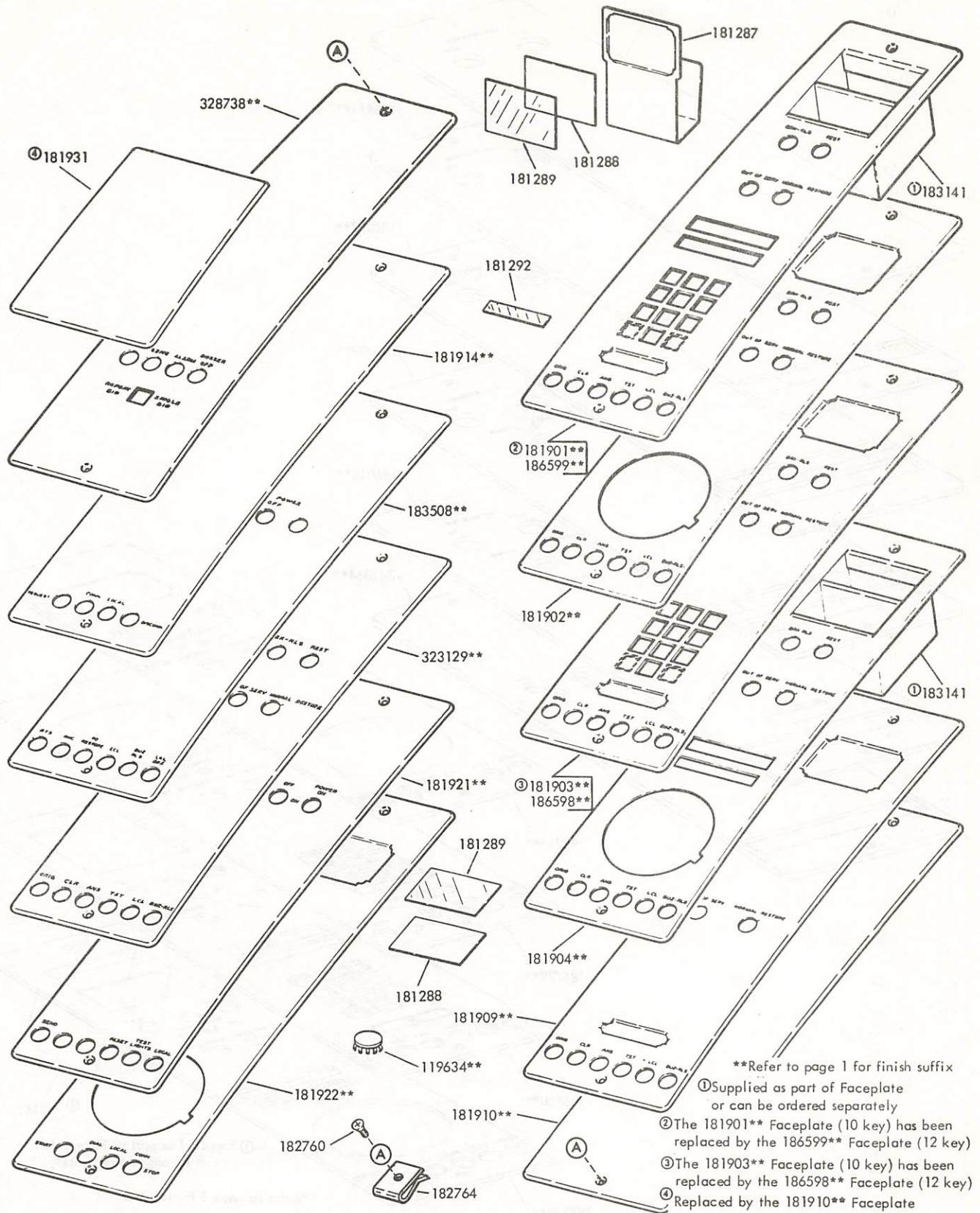


① A new 185700 laminated sheet steel base has been designed to replace the three individual castings mounting the typing unit with motor, keyboard and associated call control unit, the perforator, and the reader. However, the 183134 base (shown on this figure) is still available for replacement purposes

② Automatic reader control cover

③ The 183067 shield and the 183045 start & stop lever have been redesigned but retain their original numbers. The new style lever can be used with the old style shield but the new style shield must be used with the new style lever

FIGURE 3. READER COVER AND BASE



\*\*Refer to page 1 for finish suffix  
 ① Supplied as part of Faceplate or can be ordered separately  
 ② The 181901\*\* Faceplate (10 key) has been replaced by the 186599\*\* Faceplate (12 key)  
 ③ The 181903\*\* Faceplate (10 key) has been replaced by the 186598\*\* Faceplate (12 key)  
 ④ Replaced by the 181910\*\* Faceplate

FIGURE 4. FACEPLATES

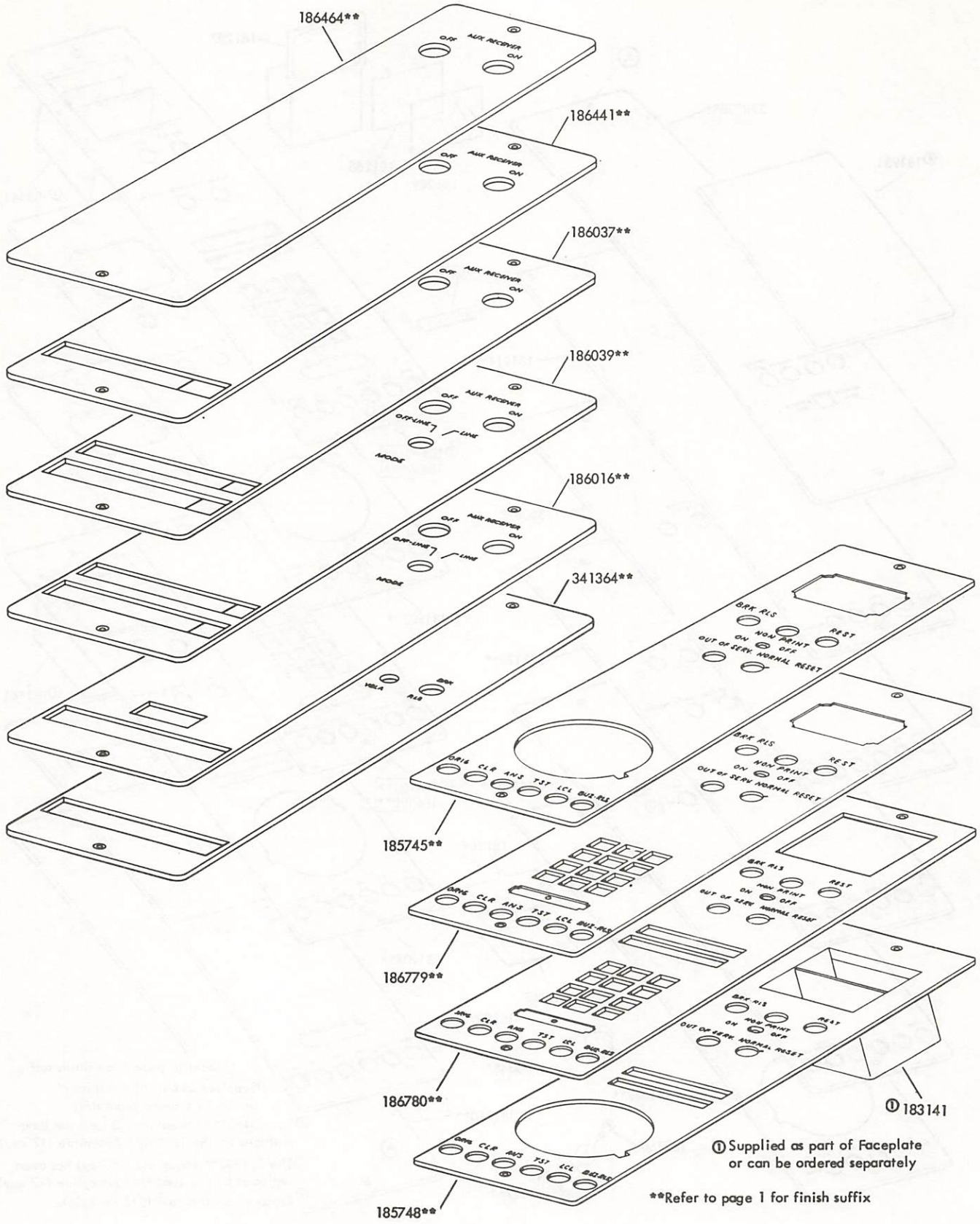


FIGURE 5. FACEPLATES (CONTINUED)

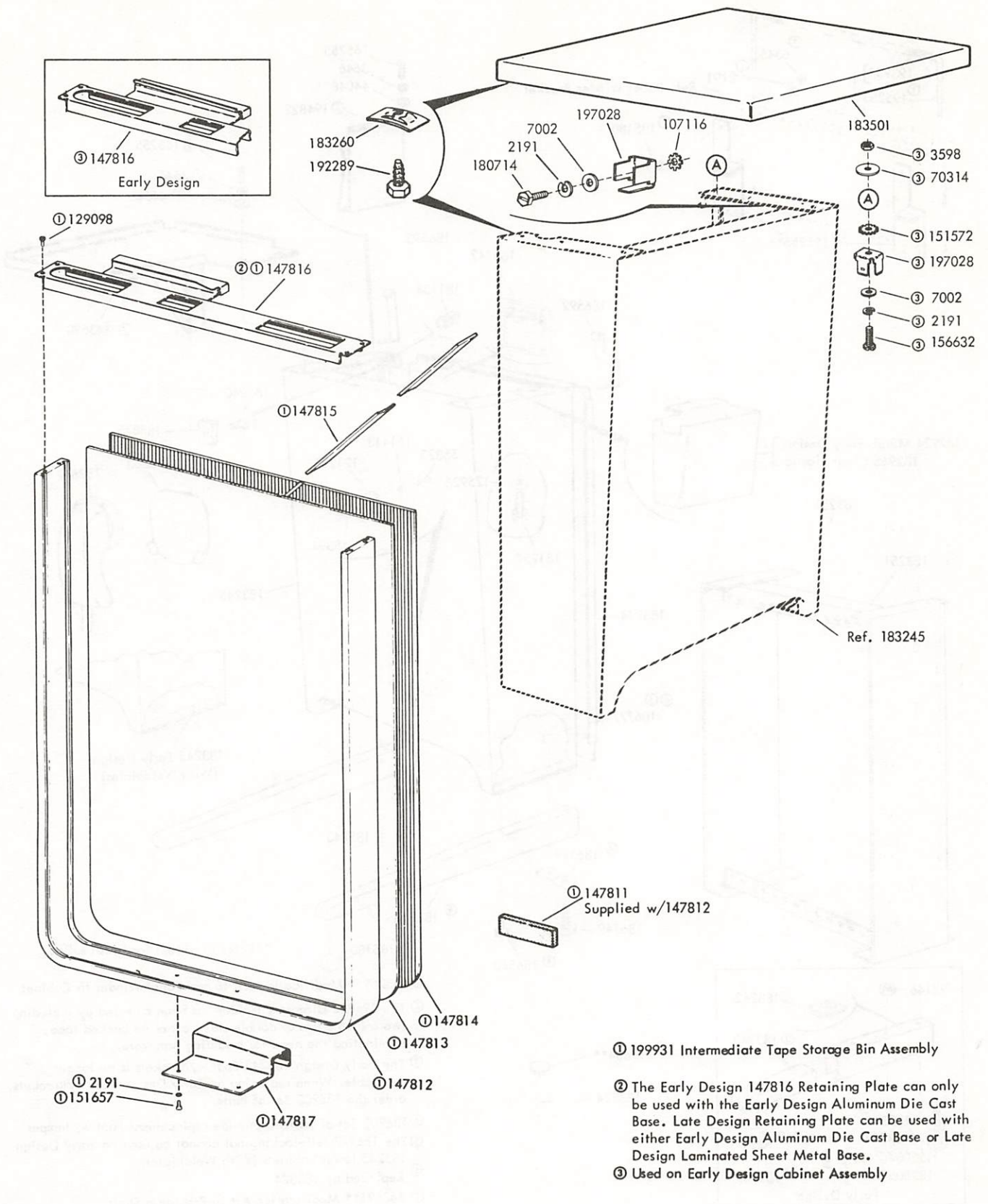
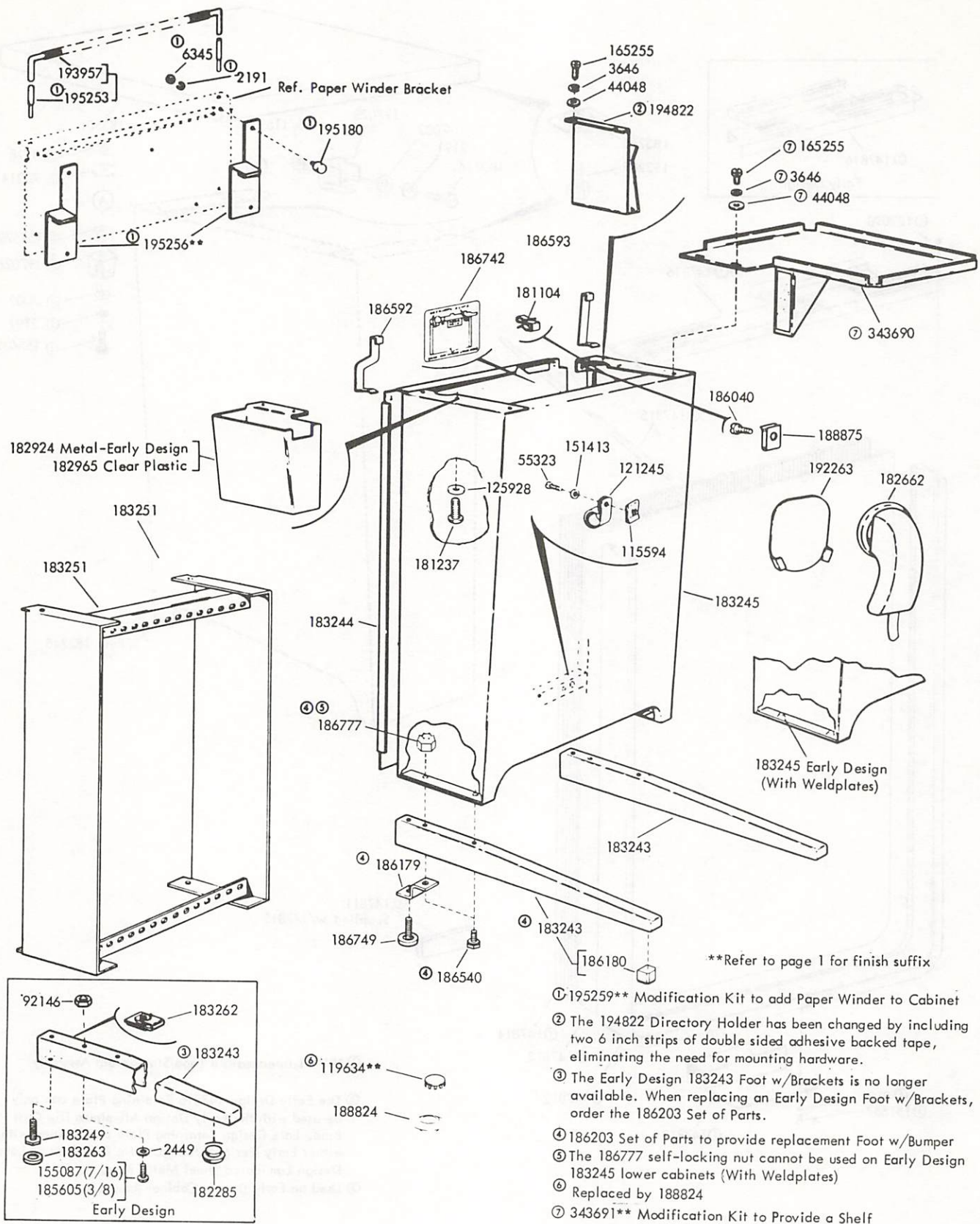


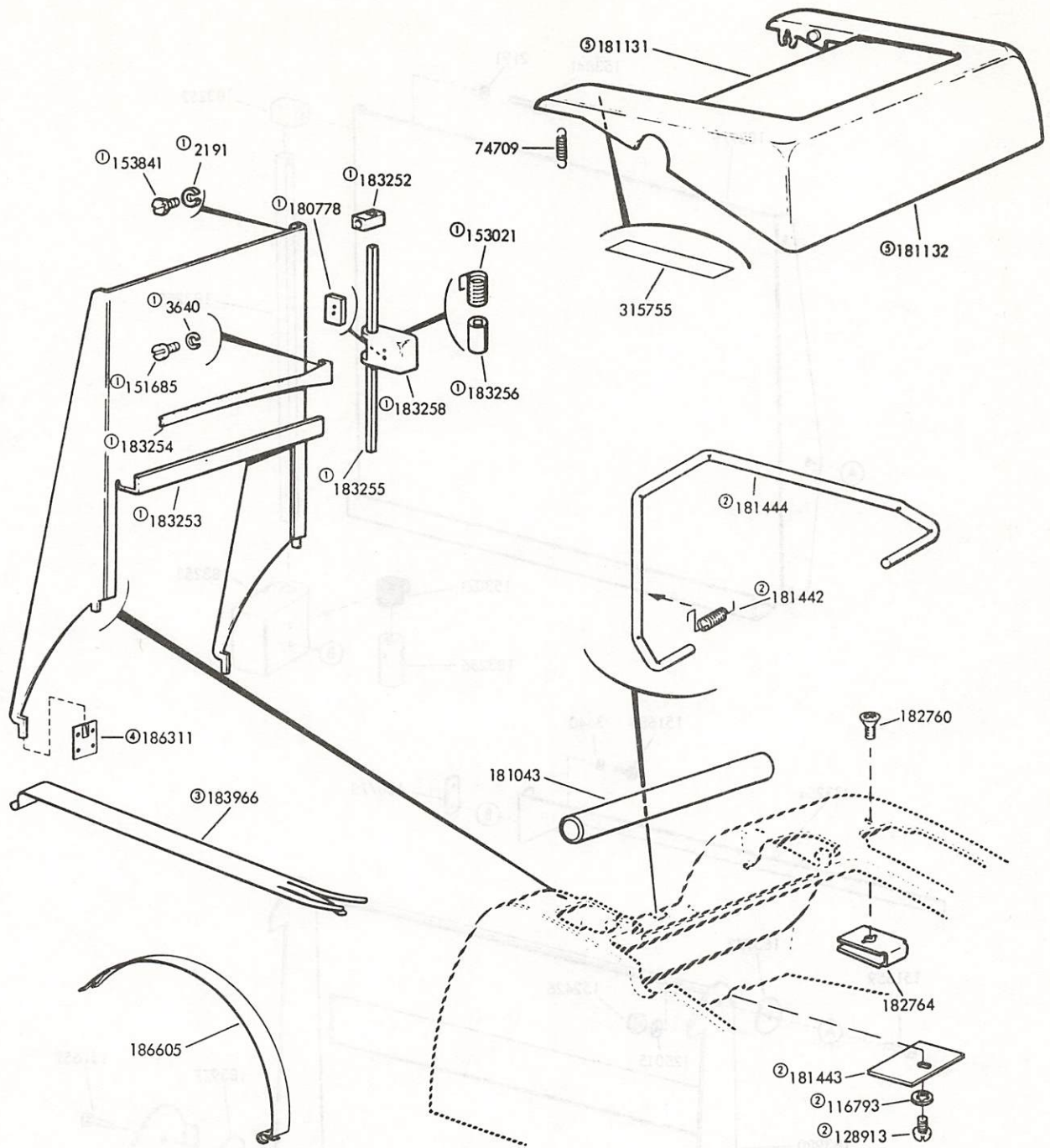
FIGURE 6. COVER AND TAPE STORAGE BIN



\*\*Refer to page 1 for finish suffix

- ① 195259\*\* Modification Kit to add Paper Winder to Cabinet
- ② The 194822 Directory Holder has been changed by including two 6 inch strips of double sided adhesive backed tape, eliminating the need for mounting hardware.
- ③ The Early Design 183243 Foot w/Brackets is no longer available. When replacing an Early Design Foot w/Brackets, order the 186203 Set of Parts.
- ④ 186203 Set of Parts to provide replacement Foot w/Bumper
- ⑤ The 186777 self-locking nut cannot be used on Early Design 183245 lower cabinets (With Weldplates)
- ⑥ Replaced by 188824
- ⑦ 343691\*\* Modification Kit to Provide a Shelf

FIGURE 7. CABINET



- ① 182036 Copyholder Assembly
- ② Used with Sets having Low Paper Alarm
- ③ No longer available. Order 186605 Paper Deflector
- ④ 186312 SOP to Provide Cover Repair Bracket for Copyholder

- ⑤ The 181131 Lid Window has been redesigned by adding nine holes to enable heat staking to the Lid rather than cementing as on the Early Design. Early and Late Design Lids w/ Window are interchangeable. If however, a Late Design Lid w/Window needs a replacement Window, a 181132 Lid w/Window must be ordered.

FIGURE 8. LID AND COPYHOLDER

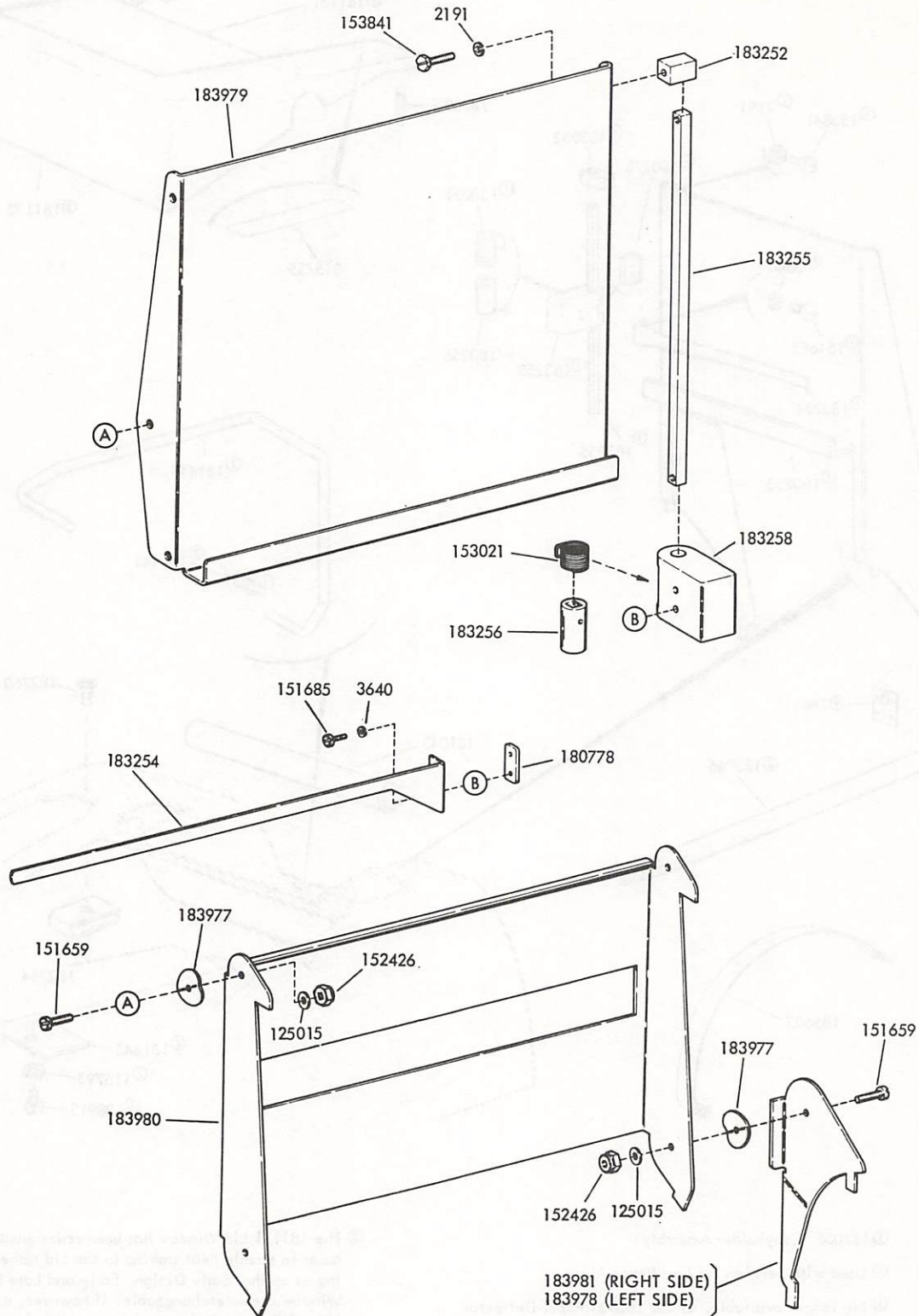


FIGURE 9. 183976 ADJUSTABLE COPYHOLDER ASSEMBLY

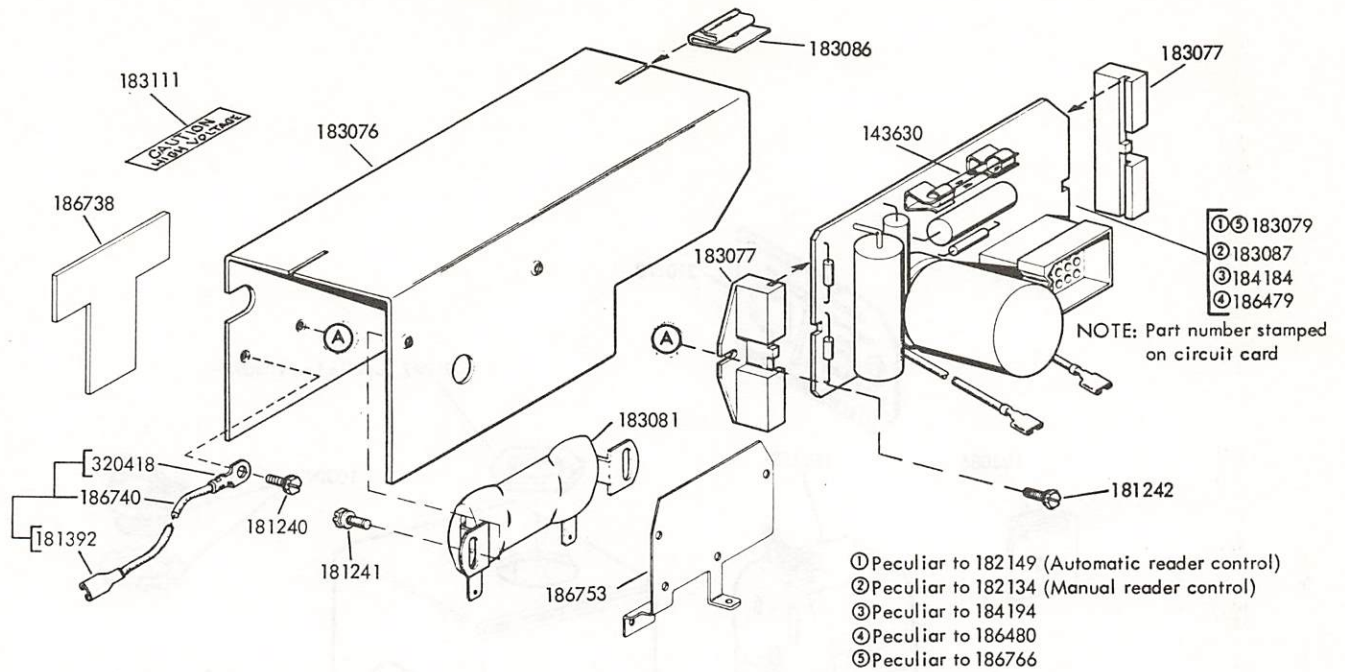


FIGURE 10. 182134, 182149, 184194, 186480 AND 186766 POWER PACK ASSEMBLIES

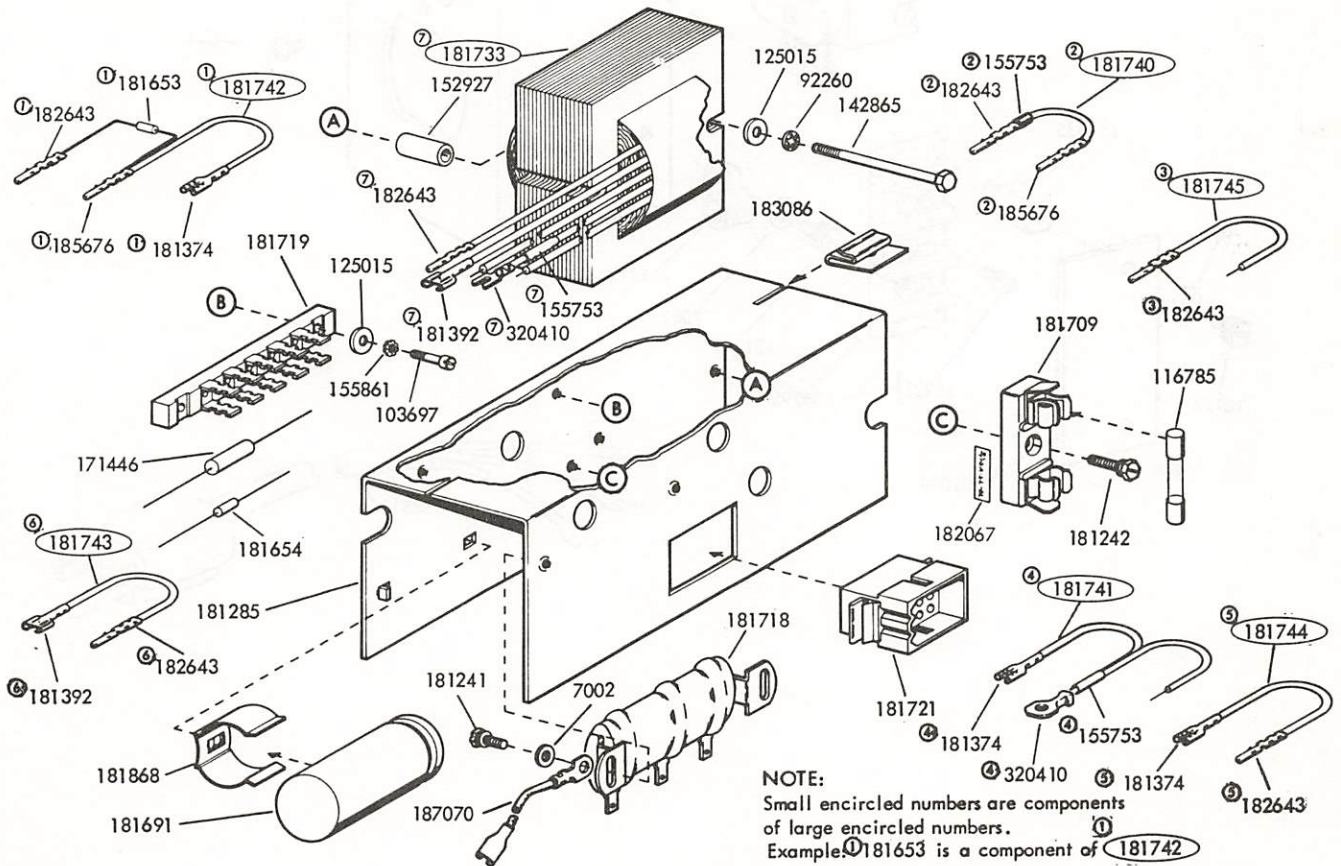


FIGURE 11. 181720 POWER PACK ASSEMBLY

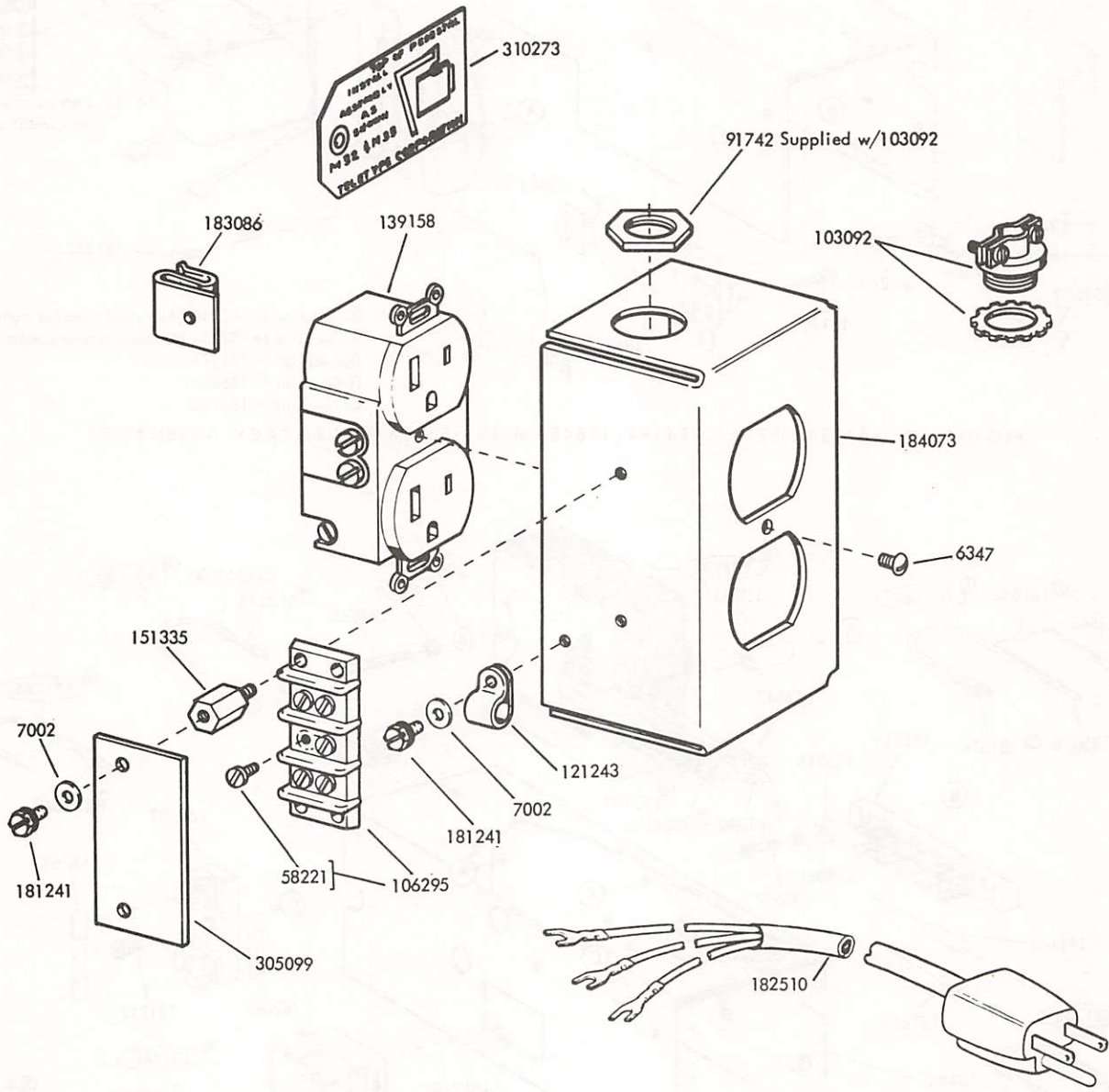
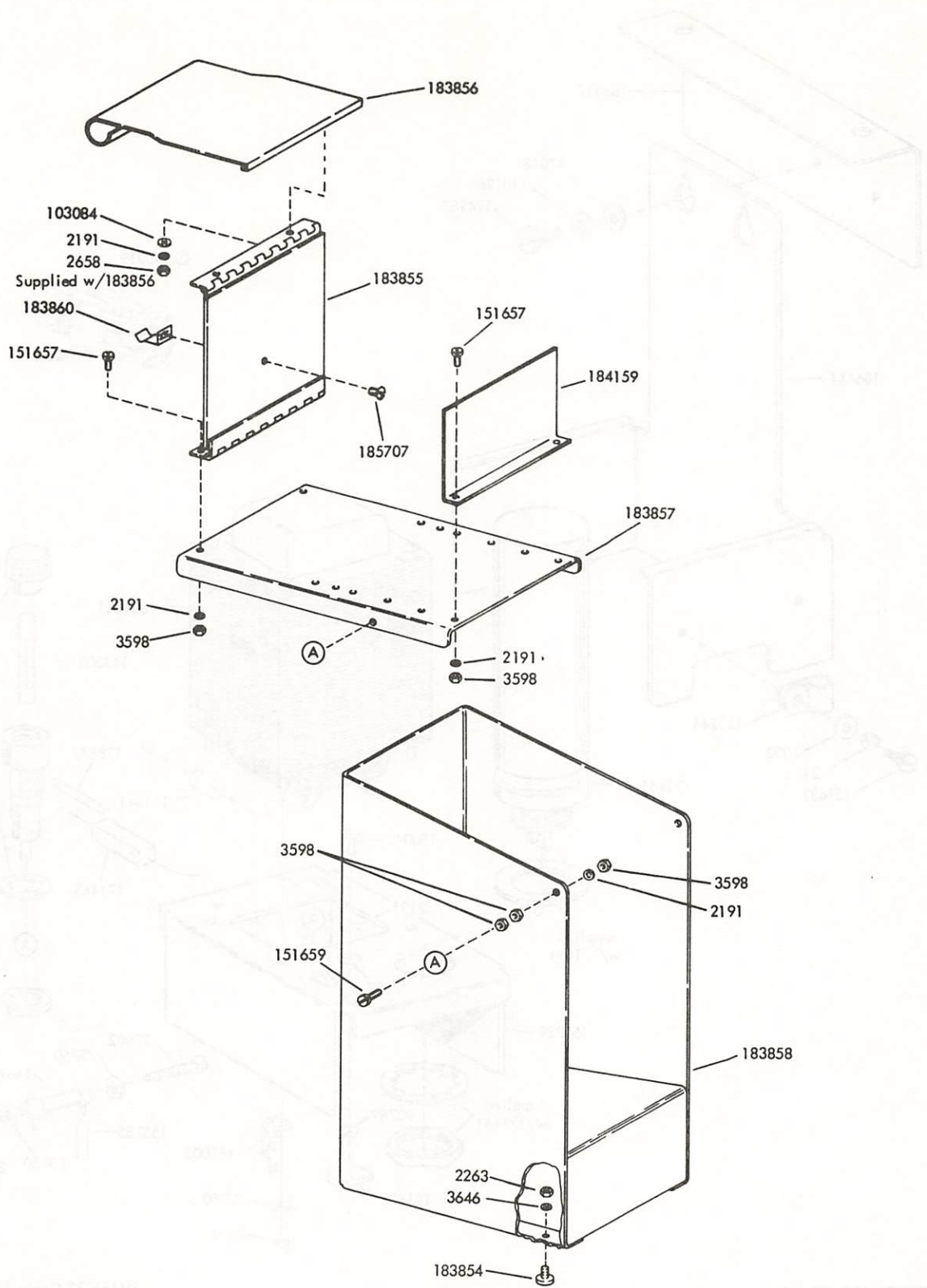


FIGURE 12. 184074 OUTLET BOX ASSEMBLY



Specification 504335

FIGURE 13. 183859 MODIFICATION KIT TO PROVIDE PAPER SUPPLY AND ACCUMULATING SHELF

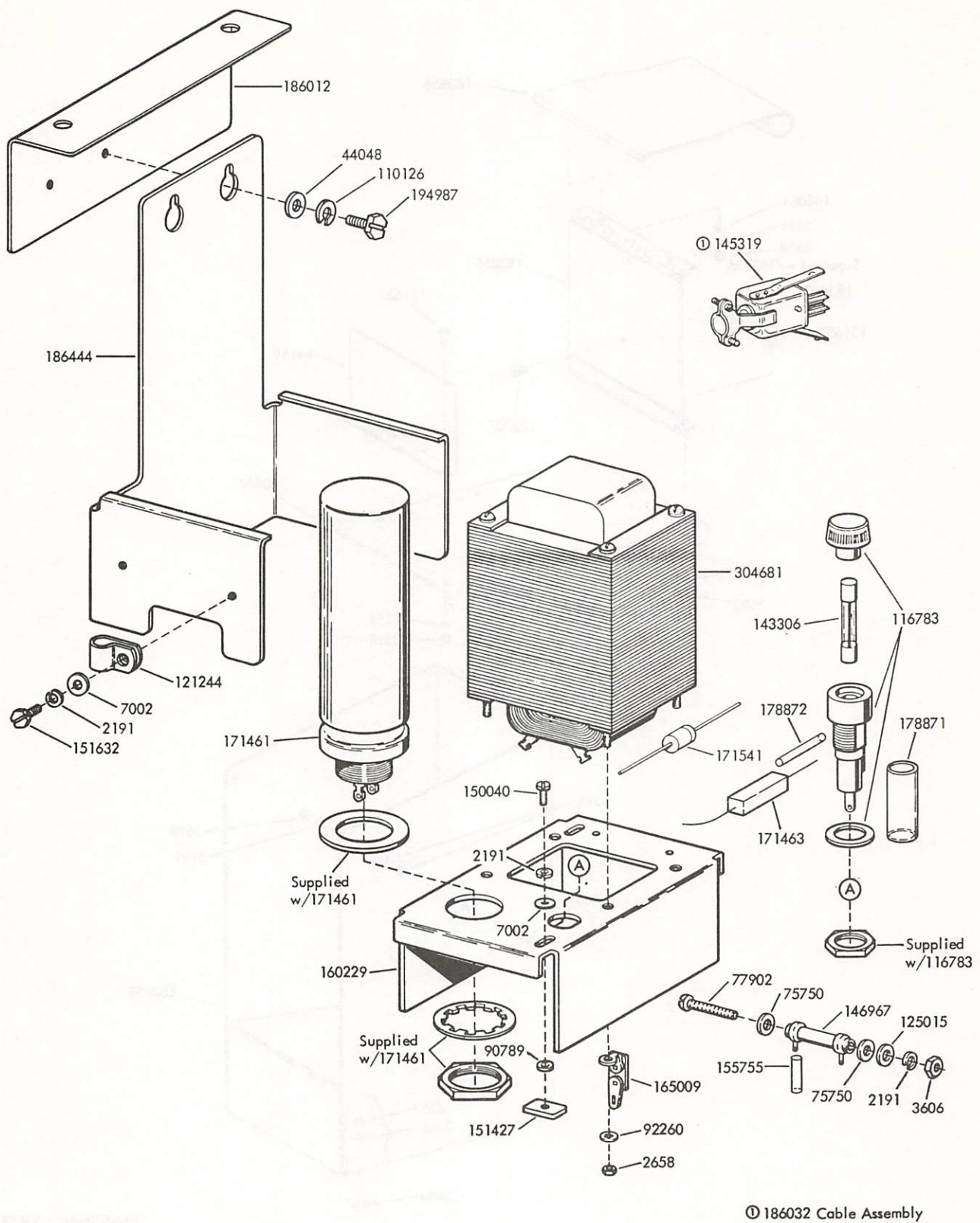
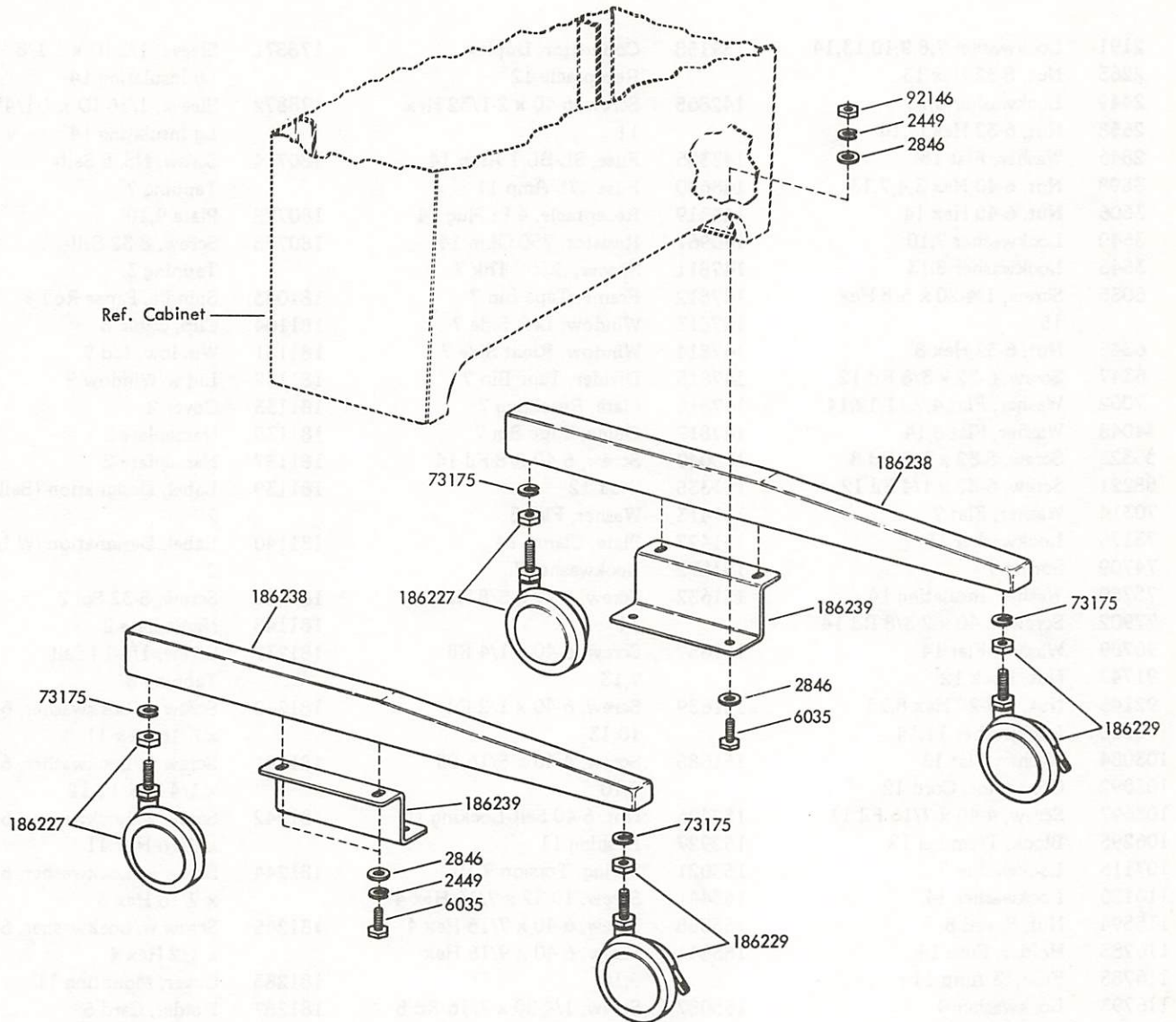


FIGURE 14. 186031 RECTIFIER ASSEMBLY



Specification 506265

FIGURE 15. 186226 MODIFICATION KIT TO PROVIDE MOBILITY FOR CABINET

## NUMERICAL INDEX

Part Number	Description and Page Number	Part Number	Description and Page Number	Part Number	Description and Page Number
2191	Lockwasher 7,8,9,10,13,14	139158	Connector, Duplex Receptacle 12	178871	Sleeve, 1/2 ID x 1-1/8" Lg Insulating 14
2263	Nut, 8-32 Hex 13	142865	Screw, 6-40 x 2-1/32 Hex 11	178872	Sleeve, 1/16 ID x 1-1/4" Lg Insulating 14
2449	Lockwasher 8,15	143306	Fuse, SL-BL 1 Amp 14	180714	Screw, No. 6 Self-Tapping 7
2658	Nut, 6-32 Hex 13,14	143630	Fuse, .75 Amp 11	180778	Plate 9,10
2846	Washer, Flat 15	145319	Receptacle, 4 Pt Plug 14	180798	Screw, 8-32 Self-Tapping 3
3598	Nut, 6-40 Hex 3,4,7,13	146967	Resistor, 750 Ohm 14	181043	Spindle, Paper Roll 9
3606	Nut, 6-40 Hex 14	147811	Spacer, .250" Thk 7	181104	Clip, Cable 8
3640	Lockwasher 9,10	147812	Frame, Tape Bin 7	181131	Window, Lid 9
3646	Lockwasher 8,13	147813	Window, Left Side 7	181132	Lid w/Window 9
6035	Screw, 1/4-20 x 5/8 Hex 15	147814	Window, Right Side 7	181133	Cover 2
6345	Nut, 6-32 Hex 8	147815	Divider, Tape Bin 7	181135	Nameplate 2
6347	Screw, 6-32 x 3/8 Rd 12	147816	Plate, Retaining 7	181137	Nameplate 2
7002	Washer, Flat 4,7,11,12,14	147817	Guide, Tape Bin 7	181139	Label, Designation (Bell) 2
44048	Washer, Flat 8,14	150040	Screw, 6-40 5/8 Fil 14	181140	Label, Designation (W.U.) 2
55323	Screw, 8-32 x 1/2 Rd 8	151335	Stud 12	181141	Screw, 8-32 Spl 2
58221	Screw, 6-32 x 1/4 Fil 12	151413	Washer, Flat 8	181148	Nameplate 2
70314	Washer, Flat 7	151427	Plate, Clamp 14	181237	Screw, 1/4-14 Self-Tapping 8
73175	Lockwasher 15	151572	Lockwasher 7	181240	Screw w/Lockwasher, 6-40 x 3/16 Hex 11
74709	Spring 9	151632	Screw, 6-40 x 3/8 Hex 14	181241	Screw w/Lockwasher, 6-40 x 1/4 Hex 11,12
75750	Washer, Insulating 14	151657	Screw, 6-40 x 1/4 Fil 7,13	181242	Screw w/Lockwasher, 6-40 x 5/16 Hex 11
77902	Screw, 6-40 x 2-3/8 Rd 14	151659	Screw, 6-40 x 1/2 Fil 10,13	181244	Screw w/Lockwasher, 6-40 x 7/16 Hex 3
90789	Washer, Flat 14	151685	Screw, 4-40 x 5/16 Fil 9,10	181245	Screw w/Lockwasher, 6-40 x 1/2 Hex 4
91742	Nut, Lock 12	152426	Nut, 6-40 Self-Locking 10	181285	Cover, Mounting 11
92146	Nut, 1/4-20 Hex 8,15	152927	Bushing 11	181287	Holder, Card 5
92260	Lockwasher 11,14	153021	Spring, Torsion 9,10	181288	Label, White 5
103084	Washer, Flat 13	153441	Screw, 10-32 x 7/16 Hex 4	181289	Window, Plastic 5
103092	Connector, Cord 12	153538	Screw, 6-40 x 7/16 Hex 4	181292	Window, Plastic 5
103697	Screw, 4-40 x 7/16 Fil 11	153841	Screw, 6-40 x 9/16 Hex 9,10	181297	Cover, Insulating 2
106295	Block, Terminal 12	155087	Screw, 1/4-20 x 7/16 Rd 8	181374	Terminal, Tab Type 11
107116	Lockwasher 7	155753	Sleeve, 1/8 ID x 1/2" Lg Insulating 11	181392	Terminal, Tab Type 11
110126	Lockwasher 14	155755	Sleeve, 11/64 ID x 5/8" Lg Insulating 14	181442	Spring, Torsion 9
115594	Nut, Speed 8	155861	Lockwasher 11	181443	Plate, Clamp 9
116783	Holder, Fuse 14	156632	Screw, 6-40 x 13/32 Hex 7	181444	Rod, Sensing 9
116785	Fuse, .3 Amp 11	160229	Plate, Mounting 14	181653	Diode 11
116793	Lockwasher 9	165009	Terminal 14	181654	Diode 11
119634**	Button, Plug 5,8	165255	Screw, No. 8 Spl 8	181691	Capacitor, 150 MFD 11
119649	Ring, Retaining 4	171446	Resistor, 120 Ohm 11	181709	Holder, Fuse 11
121243	Clamp, 3/16" ID Cable 12	171461	Capacitor, 900 MFD 14		
121244	Clamp, 1/4 ID Cable 14	171463	Resistor, 1 Ohm 14		
121245	Clamp, 5/16" ID Cable 8	171541	Diode 14		
121245	Clamp, 5/16" ID Cable 8				
124177	Lockwasher 3,4				
125015	Washer, Flat 3,4,10,11,14				
125928	Washer, Flat 8				
128913	Screw, 8-32 Self-Tapping 9				
129098	Screw, 6-40 x 11/32 Flat 7				

\*\*Refer to page 1 for finish suffix

## NUMERICAL INDEX (Continued)

Part Number	Description and Page Number	Part Number	Description and Page Number	Part Number	Description and Page Number
181718	Resistor, 2,000 - 10,000 Ohms 11	182926	Cover Assembly 3	183513	Cover 2
181719	Strip, Terminal 11	182927	Cover 2	183854	Foot 13
181720	Power Supply 1,11	182928	Cover 2	183855	Plate w/Hinges 13
181721	Connector, 12 Pt Plug Type 11	182932	Nut, Speed 3	183856	Guide, Paper 13
181733	Transformer 11	182935	Hub 3	183857	Shelf, Paper 13
181740	Cable Assembly 11	182965	Box, Chad 8	183858	Bin, Paper Supply 13
181741	Cable Assembly 11	183025	Bracket 4	183859	Modification Kit 1,13
181742	Cable Assembly 11	183045	Cover 4	183860	Clip, Spring 13
181743	Cable Assembly 11	183046	Cover 4	183966	Deflector, Paper 9
181744	Cable Assembly 11	183047	Base 4	183976	Copyholder Assembly 1,10
181745	Cable Assembly 11	183067	Shield 4	183977	Washer, Spring 10
181812	Nameplate 2	183068	Spring, Shield 4	183978	Bracket, Left 10
181868	Clip, Speed 11	183070	Grommet, Rubber 4	183979	Copyholder 10
181900	Cover 2	183076	Bracket, Rectifier 11	183980	Link 10
181901**	Faceplate 5	183077	Clamp, Circuit Card 11	183981	Bracket, Right 10
181902**	Faceplate 5	183079	Card, Circuit 11	184006	Screw, 8-32 Self-Tapping 4
181903**	Faceplate 5	183081	Resistor, 850 Ohm 11	184035	Label, Designation 2
181904**	Faceplate 5	183086	Clip 11,12	184073	Bracket, Outlet 12
181909**	Faceplate 5	183087	Card, Circuit 11	184074	Box Assembly, Outlet 1,12
181910**	Faceplate 5	183091	Post 4	184085	Screw, 8-32 Thumb 2
181914**	Faceplate 5	183092	Cup 4	184159	Bracket, Back Stop 13
181921**	Faceplate 5	183094	Plate w/Studs 4	184184	Card, Circuit 11
181922**	Faceplate 5	183111	Label 11	184194	Power Pack 1,11
181931	Faceplate 5	183112	Screw, 4-40 x 9/64 Fil 4	184206	Lid Assembly 3
182036	Copyholder Assembly 9	183117	Screw, 10-32 x 5/8 Hex 4	184208	Spring 3
182067	Nameplate 11	183118	Plate, Clamp 4	185605	Screw, 1/4-14 Self-Tapping 8
182109	Lid Assembly 3	183125	Label 2	185676	Terminal, Plug Type 11
182134	Power Pack 1,11	183133	Bracket 4	185700	Base 4
182149	Power Pack 1,11	183134	Base 4	185707	Screw, 10-24 x 5/16 Rd 13
182278	Support 2	183135	Cover 4	185745**	Faceplate 6
182285	Bumper, Rubber 8	183138	Modification Kit 4	185748**	Faceplate 6
182468	Lid 3	183140	Cover 4	185815	Nameplate 2
182510	Cord, Power 12	183141	Holder, Card 5,6	186012	Bracket 14
182643	Terminal, Plug Type 11	183243	Foot w/Bumper 8	186016**	Faceplate 6
182662	Receiver 8	183244	Panel 8	186031	Rectifier Assembly 1,14
182760	Screw, 6-32 Spl 5,9	183245	Cabinet, Lower 7,8	186032	Cable Assembly 14
182764	Nut, Speed 5,9	183249	Screw, 5/16-18 Spl 8	186037**	Faceplate 6
182912	Lid 3	183251	Rack 8	186039**	Faceplate 6
182913	Base, Cover 3	183252	Post 9,10	186040	Screw, No.8 x 1/2 Spl 8
182916	Screw, 8-32 x 2-9/16 Hex 3	183253	Copyholder 9	186054	Nameplate 2
182917	Spring, Special 3	183254	Guide, Line 9,10	186055	Nameplate 2
182918	Spindle 3	183255	Shaft 9,10	186056	Nameplate 2
182919	Button 3	183256	Bushing 9,10	186057	Nameplate 2
182921	Cover, Right 3	183258	Handle, Copyholder 9,10	186179	Bracket 8
182922	Cover, Left 3	183260	Nut, Speed 7	186180	Bumper, Rubber 8
182924	Box, Chad 8	183262	Retainer, Nut 8	186202	Shield 2
		183263	Cap, Light Gray 8	186203	Set of Parts 8
		183501	Cover, Stand 7		
		183508**	Faceplate 5		

\*\*Refer to page 1 for finish suffix

## NUMERICAL INDEX (Continued)

Part Number	Description and Page Number	Part Number	Description and Page Number	Part Number	Description and Page Number
186208	Cover 2	186714	Plate, Identification 2	194987	Screw, 8-32 x 3/8 Hex 14
186226	Modification Kit 1,15	186715	Plate, Identification 2	195180	Bumper, Rubber 8
186227	Caster 15	186738	Insulator 11	195253	Rack Assembly, Display 8
186229	Caster w/Brake 15	186740	Jumper, 6" Green 11	195256**	Hanger 8
186238	Foot 15	186742	Label 8	195259**	Modification Kit 8
186239	Bracket 15	186749	Bolt w/Cap 8	197028	Terminal 7
186311	Bracket 9	186753	Bracket 11	199931	Bin Assembly, Tape Storage 7
186312	Set of Parts 9	186766	Power Pack 1,11	304681	Transformer 14
186441**	Faceplate 6	186777	Nut, 1/4-20 Self-Locking 8	305099	Cover, Insulating 12
186444	Bracket 14	186779**	Faceplate 6	310273	Tag, Instruction 12
186464**	Faceplate 6	186780**	Faceplate 6	315755	Label 9
186479	Card, Circuit 11	187070	Jumper, 12" Green 11	320410	Terminal, Spade Type 11
186480	Power Pack 1,11	188824	Plug, Button 8	320418	Terminal, Ring Type 11
186540	Screw, 1/4-20 x 1/4 Spl 8	188875	Nut, Speed 8	323129**	Faceplate 5
186592	Clip 8	192263	Holder, Handset 8	328738**	Faceplate 5
186593	Clip 8	192289	Screw, 1/4-14 Self-Tapping 7	340021	Plate, Identification 2
186598**	Faceplate 5	193957	Spring, Roller 8	341364**	Faceplate 6
186599	Faceplate 5	194822	Holder, Directory 8	343690**	Shelf 8
186605	Deflector, Paper 9			343691**	Modification Kit 8
186713	Plate, Identification 2				

\*\*Refer to page 1 for finish suffix

